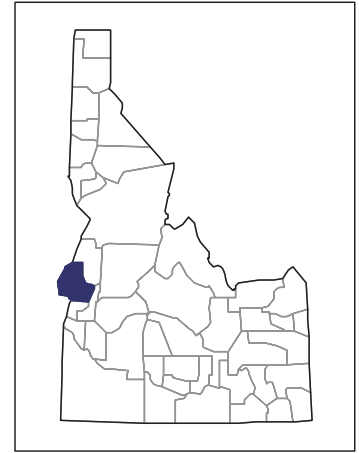


2007 CENSUS OF AGRICULTURE



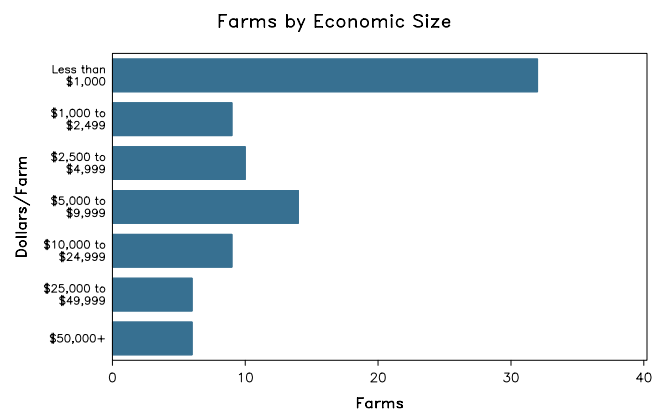
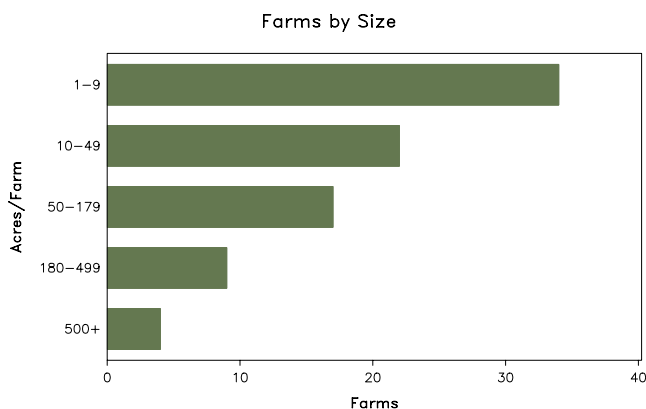
Washington County – Idaho

Farms with Women Principal Operators Compared with All Farms

	Women Principal Operators	All Farms
Number of Farms	86	594
Land in Farms	12,851 acres	417,092 acres
Average Size of Farm	149 acres	702 acres
Market Value of Products Sold	\$1,163,000	\$42,994,000
Crop Sales	\$579,000	\$18,328,000
Livestock Sales	\$584,000	\$24,666,000
Average Per Farm	\$13,521	\$72,380
Government Payments	\$52,000	\$878,000
Average Per Farm Receiving Payments	\$3,448	\$4,048

See footnotes on reverse page.

Farms with Women Principal Operators



2007 CENSUS OF AGRICULTURE

Washington County – Idaho Farms with Women Principal Operators

Selected Highlights

Item	Farms	Quantity
MARKET VALUE OF AGRICULTURAL PRODUCTS SOLD (\$1,000)		
Total value of agricultural products sold	86	1,163
Value of crops including nursery and greenhouse	24	579
Value of livestock, poultry, and their products	51	584
VALUE OF SALES BY COMMODITY GROUP (\$1,000)		
Grains, oilseeds, dry beans, and dry peas	4	142
Tobacco	-	-
Cotton and cottonseed	-	-
Vegetables, melons, potatoes and sweet potatoes	3	(D)
Fruits, tree nuts, and berries	2	(D)
Nursery, greenhouse, floriculture, and sod	-	-
Cut Christmas trees and short rotation woody crops	-	-
Other crops and hay	18	292
Poultry and eggs	8	(D)
Cattle and calves	29	(D)
Milk and other dairy products from cows	1	(D)
Hogs and pigs	1	(D)
Sheep, goats, and their products	9	(D)
Horses, ponies, mules, burros, and donkeys	11	60
Aquaculture	-	-
Other animals and other animal products	2	(D)
TOP CROP ITEMS (acres)		
Forage - land used for all hay and haylage, grass silage, and greenchop	33	1,714
Wheat for grain, all	3	262
Barley for grain	2	(D)
Corn for grain	1	(D)
Apples	5	(D)
TOP LIVESTOCK INVENTORY ITEMS (number)		
Cattle and calves	29	1,157
Goats, all	13	362
Colonies of bees	1	(D)
Horses and ponies	43	265
Broilers and other meat-type chickens	6	(D)

Operator Characteristics

Item	Quantity
Primary occupation:	
Farming	31
Other	55
Days worked off farm:	
None	25
Any	61
Years on present farm:	
2 years or less	2
3 to 4 years	6
5 to 9 years	21
10 years or more	57
Age group:	
Under 45 years	9
45 to 64 years	57
65 years and over	20
Average age of principal operator (years)	57.0

Economic Characteristics

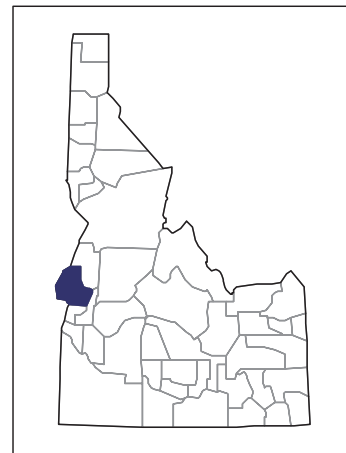
Item	Quantity
Farms by value of sales:	
Less than \$1,000	34
\$1,000 to \$2,499	8
\$2,500 to \$4,999	9
\$5,000 to \$9,999	14
\$10,000 to \$49,999	15
\$50,000 to \$99,999	3
\$100,000 to \$249,999	3
\$250,000 to \$499,999	-
\$500,000 or more	-
Total farm production expenses (\$1,000)	1,440
Average per farm (\$)	16,748
Net cash farm income of operation (\$1,000)	-146
Average per farm (\$)	-1,698
Value of agricultural products sold directly to individuals for human consumption (\$1,000)	79
Total organic product sales (\$1,000)	-
Total income from farm-related sources, gross before taxes and expenses (\$1,000)	80

See "Census of Agriculture, Volume 1, Geographic Area Series" for complete footnotes, explanations, definitions, and methodology.
(D) Cannot be disclosed. (Z) Less than half of the unit shown.

2007 CENSUS OF AGRICULTURE

Washington County – Idaho

Farms with Spanish, Hispanic, or Latino Operators Compared with All Farms



Data are not available at this geographic level for farms with Spanish, Hispanic, or Latino operators.



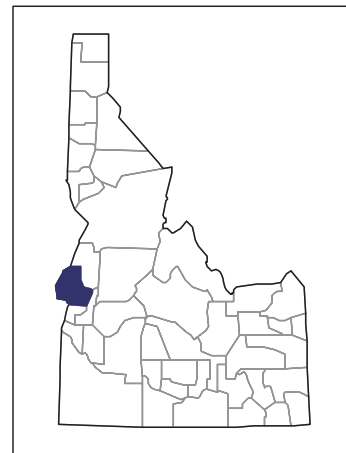
United States Department of Agriculture
National Agricultural Statistics Service

www.agcensus.usda.gov

2007 CENSUS OF AGRICULTURE

Washington County – Idaho

Farms with American Indian or Alaska Native Operators Compared with All Farms



Data are not available at this geographic level for farms with American Indian or Alaska Native operators.



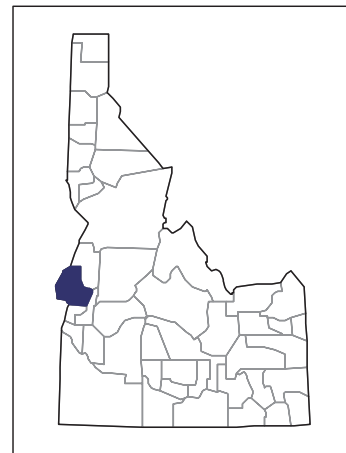
United States Department of Agriculture
National Agricultural Statistics Service

www.agcensus.usda.gov

2007 CENSUS *OF* AGRICULTURE

Washington County – Idaho

**Farms with Asian Operators
Compared with All Farms**



Data are not available at this geographic level for farms with Asian operators.



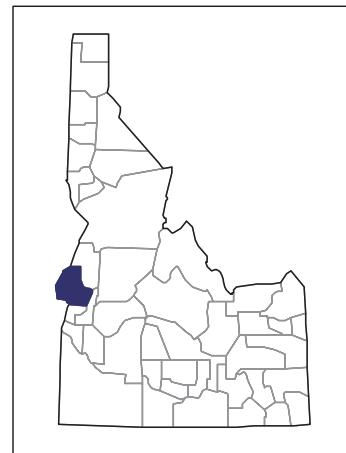
United States Department of Agriculture
National Agricultural Statistics Service

www.agcensus.usda.gov

2007 CENSUS *OF* **AGRICULTURE**

Washington County – Idaho

Farms with Black or African American Operators Compared with All Farms



Data are not available at this geographic level for farms with Black or African American operators.



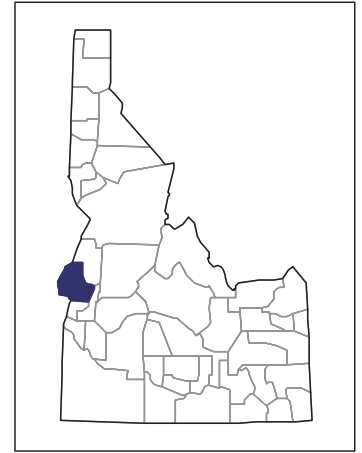
United States Department of Agriculture
National Agricultural Statistics Service

www.agcensus.usda.gov

2007 CENSUS OF AGRICULTURE

Washington County – Idaho

Farms with Native Hawaiian or Other Pacific Islander Operators Compared with All Farms



Data are not available at this geographic level for farms with Native Hawaiian or Other Pacific Islander operators.



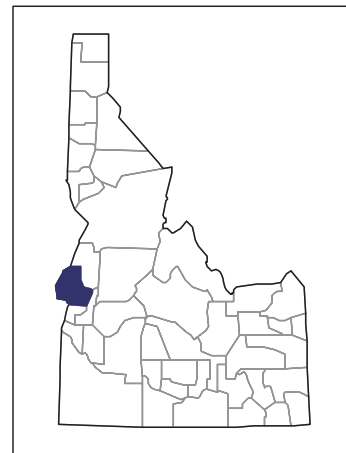
United States Department of Agriculture
National Agricultural Statistics Service

www.agcensus.usda.gov

2007 CENSUS *OF* AGRICULTURE

Washington County – Idaho

**Farms with White Operators
Compared with All Farms**



Data are not available at this geographic level for farms with White operators.



United States Department of Agriculture
National Agricultural Statistics Service

www.agcensus.usda.gov

