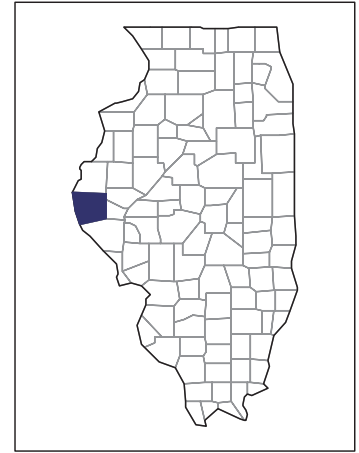


2007 CENSUS OF AGRICULTURE



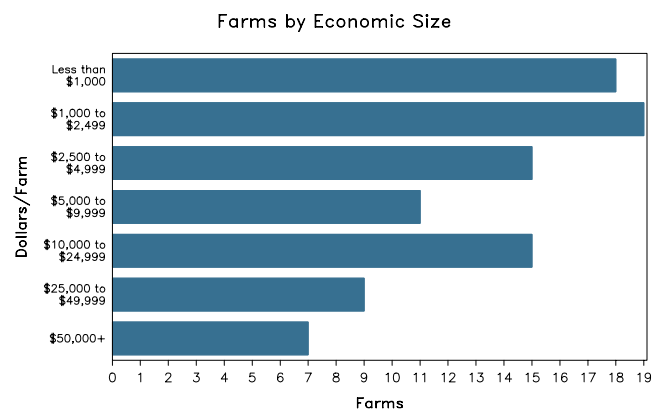
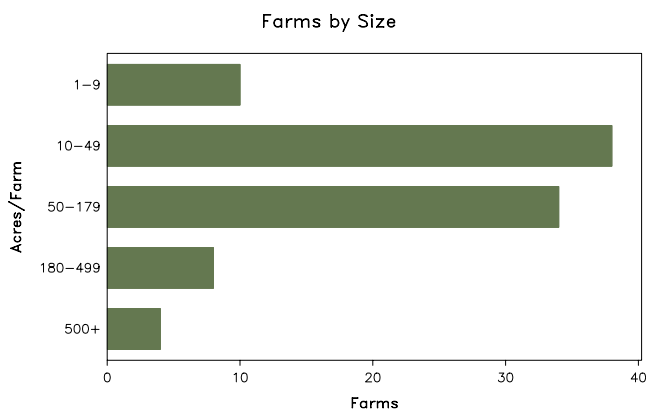
Adams County – Illinois

Farms with Women Principal Operators Compared with All Farms

	Women Principal Operators	All Farms
Number of Farms	94	1,295
Land in Farms	11,031 acres	374,133 acres
Average Size of Farm	117 acres	289 acres
Market Value of Products Sold	\$2,225,000	\$156,272,000
Crop Sales	\$1,363,000	\$104,157,000
Livestock Sales	\$862,000	\$52,115,000
Average Per Farm	\$23,673	\$120,673
Government Payments	\$247,000	\$5,141,000
Average Per Farm Receiving Payments	\$3,860	\$5,625

See footnotes on reverse page.

Farms with Women Principal Operators



2007 CENSUS OF AGRICULTURE

Adams County – Illinois Farms with Women Principal Operators

Selected Highlights

Item	Farms	Quantity
MARKET VALUE OF AGRICULTURAL PRODUCTS SOLD (\$1,000)		
Total value of agricultural products sold	94	2,225
Value of crops including nursery and greenhouse	35	1,363
Value of livestock, poultry, and their products	27	862
VALUE OF SALES BY COMMODITY GROUP (\$1,000)		
Grains, oilseeds, dry beans, and dry peas	22	1,260
Tobacco	-	-
Cotton and cottonseed	-	-
Vegetables, melons, potatoes and sweet potatoes	-	-
Fruits, tree nuts, and berries	-	-
Nursery, greenhouse, floriculture, and sod	4	89
Cut Christmas trees and short rotation woody crops	-	-
Other crops and hay	14	15
Poultry and eggs	1	(D)
Cattle and calves	18	(D)
Milk and other dairy products from cows	2	(D)
Hogs and pigs	-	-
Sheep, goats, and their products	2	(D)
Horses, ponies, mules, burros, and donkeys	7	23
Aquaculture	-	-
Other animals and other animal products	-	-
TOP CROP ITEMS (acres)		
Corn for grain	16	1,751
Soybeans for beans	18	1,194
Forage - land used for all hay and haylage, grass silage, and greenchop	21	511
Wheat for grain, all	11	278
Corn for silage or greenchop	1	(D)
TOP LIVESTOCK INVENTORY ITEMS (number)		
Cattle and calves	16	789
Horses and ponies	23	146
Sheep and lambs	2	(D)
Layers	1	(D)
Mules, burros, and donkeys	5	5

Operator Characteristics

Item	Quantity
Primary occupation:	
Farming	21
Other	73
Days worked off farm:	
None	36
Any	58
Years on present farm:	
2 years or less	2
3 to 4 years	14
5 to 9 years	20
10 years or more	58
Age group:	
Under 45 years	16
45 to 64 years	36
65 years and over	42
Average age of principal operator (years)	62.5

Economic Characteristics

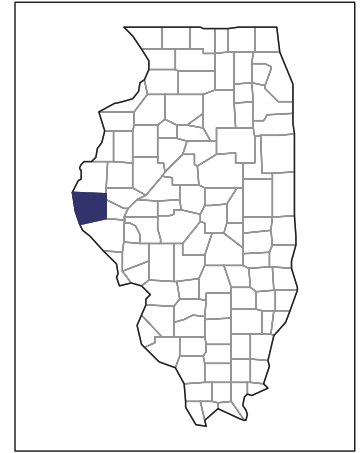
Item	Quantity
Farms by value of sales:	
Less than \$1,000	55
\$1,000 to \$2,499	1
\$2,500 to \$4,999	8
\$5,000 to \$9,999	6
\$10,000 to \$49,999	17
\$50,000 to \$99,999	2
\$100,000 to \$249,999	3
\$250,000 to \$499,999	-
\$500,000 or more	2
Total farm production expenses (\$1,000)	1,901
Average per farm (\$)	20,227
Net cash farm income of operation (\$1,000)	889
Average per farm (\$)	9,463
Value of agricultural products sold directly to individuals for human consumption (\$1,000)	(D)
Total organic product sales (\$1,000)	(D)
Total income from farm-related sources, gross before taxes and expenses (\$1,000)	318

See "Census of Agriculture, Volume 1, Geographic Area Series" for complete footnotes, explanations, definitions, and methodology.
(D) Cannot be disclosed. (Z) Less than half of the unit shown.

2007 CENSUS OF AGRICULTURE

Adams County – Illinois

Farms with Spanish, Hispanic, or Latino Operators Compared with All Farms



Data are not available at this geographic level for farms with Spanish, Hispanic, or Latino operators.



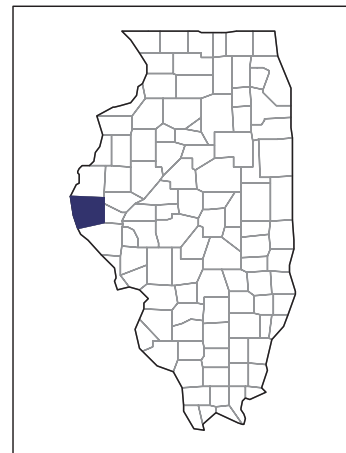
United States Department of Agriculture
National Agricultural Statistics Service

www.agcensus.usda.gov

2007 CENSUS OF AGRICULTURE

Adams County – Illinois

Farms with American Indian or Alaska Native Operators Compared with All Farms



Data are not available at this geographic level for farms with American Indian or Alaska Native operators.



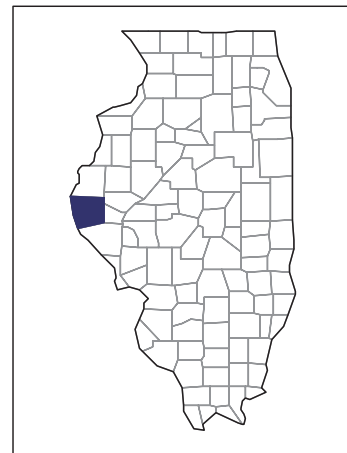
United States Department of Agriculture
National Agricultural Statistics Service

www.agcensus.usda.gov

2007 CENSUS *OF* AGRICULTURE

Adams County – Illinois

**Farms with Asian Operators
Compared with All Farms**



Data are not available at this geographic level for farms with Asian operators.



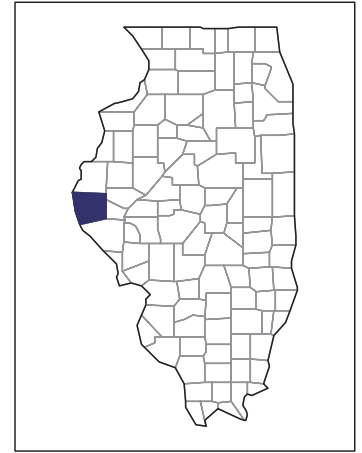
United States Department of Agriculture
National Agricultural Statistics Service

www.agcensus.usda.gov

2007 CENSUS OF AGRICULTURE

Adams County – Illinois

Farms with Black or African American Operators Compared with All Farms



Data are not available at this geographic level for farms with Black or African American operators.



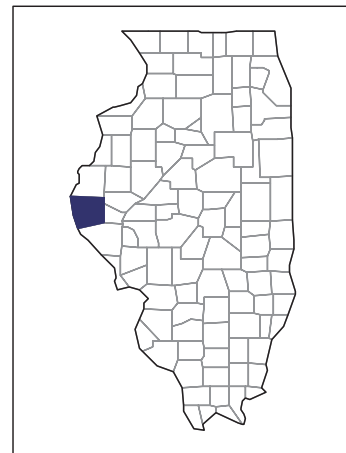
United States Department of Agriculture
National Agricultural Statistics Service

www.agcensus.usda.gov

2007 CENSUS *OF* AGRICULTURE

Adams County – Illinois

Farms with Native Hawaiian or Other Pacific Islander Operators Compared with All Farms



Data are not available at this geographic level for farms with Native Hawaiian or Other Pacific Islander operators.



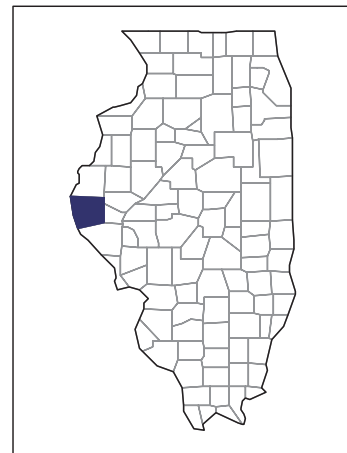
United States Department of Agriculture
National Agricultural Statistics Service

www.agcensus.usda.gov

2007 CENSUS OF AGRICULTURE

Adams County – Illinois

Farms with White Operators Compared with All Farms



Data are not available at this geographic level for farms with White operators.



United States Department of Agriculture
National Agricultural Statistics Service

www.agcensus.usda.gov

