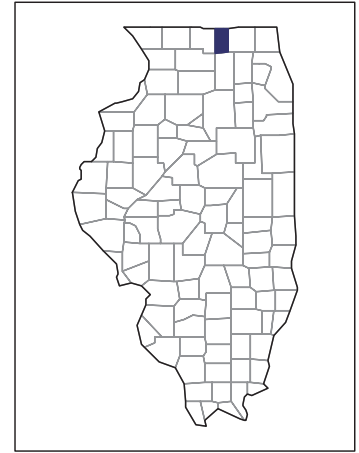


2007 CENSUS OF AGRICULTURE



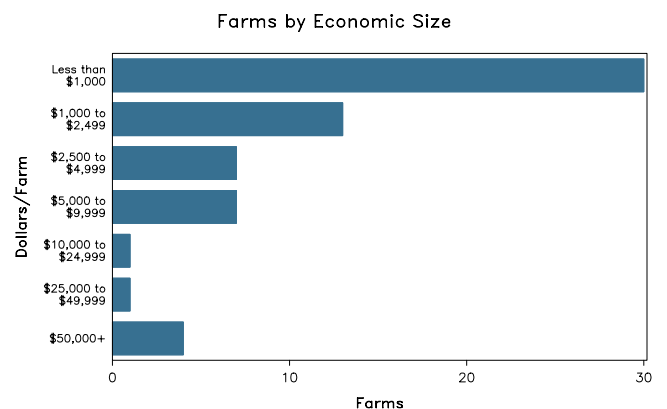
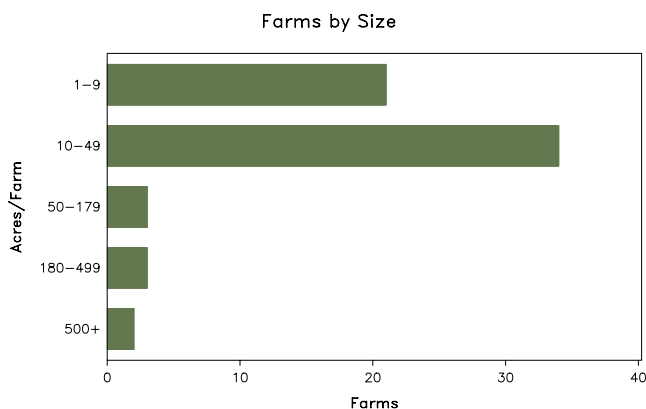
Boone County – Illinois

Farms with Women Principal Operators Compared with All Farms

	Women Principal Operators	All Farms
Number of Farms	63	540
Land in Farms	4,350 acres	137,162 acres
Average Size of Farm	69 acres	254 acres
Market Value of Products Sold	\$3,184,000	\$81,413,000
Crop Sales	\$2,984,000	\$70,089,000
Livestock Sales	\$200,000	\$11,324,000
Average Per Farm	\$50,544	\$150,765
Government Payments	\$75,000	\$3,711,000
Average Per Farm Receiving Payments	\$6,287	\$12,709

See footnotes on reverse page.

Farms with Women Principal Operators



2007 CENSUS OF AGRICULTURE

Boone County – Illinois Farms with Women Principal Operators

Selected Highlights

Item	Farms	Quantity
MARKET VALUE OF AGRICULTURAL PRODUCTS SOLD (\$1,000)		
Total value of agricultural products sold	63	3,184
Value of crops including nursery and greenhouse	21	2,984
Value of livestock, poultry, and their products	22	200
VALUE OF SALES BY COMMODITY GROUP (\$1,000)		
Grains, oilseeds, dry beans, and dry peas	9	(D)
Tobacco	-	-
Cotton and cottonseed	-	-
Vegetables, melons, potatoes and sweet potatoes	3	(D)
Fruits, tree nuts, and berries	-	-
Nursery, greenhouse, floriculture, and sod	2	(D)
Cut Christmas trees and short rotation woody crops	-	-
Other crops and hay	9	18
Poultry and eggs	8	(D)
Cattle and calves	2	(D)
Milk and other dairy products from cows	1	(D)
Hogs and pigs	1	(D)
Sheep, goats, and their products	7	6
Horses, ponies, mules, burros, and donkeys	1	(D)
Aquaculture	-	-
Other animals and other animal products	7	3
TOP CROP ITEMS (acres)		
Corn for grain	4	(D)
Soybeans for beans	6	642
Nursery stock	2	(D)
Wheat for grain, all	2	(D)
Forage - land used for all hay and haylage, grass silage, and greenchop	21	210
TOP LIVESTOCK INVENTORY ITEMS (number)		
Horses and ponies	35	330
Layers	9	289
Pullets for laying flock replacement	5	(D)
Cattle and calves	5	(D)
Sheep and lambs	7	88

Operator Characteristics

Item	Quantity
Primary occupation:	
Farming	36
Other	27
Days worked off farm:	
None	13
Any	50
Years on present farm:	
2 years or less	3
3 to 4 years	2
5 to 9 years	5
10 years or more	53
Age group:	
Under 45 years	8
45 to 64 years	18
65 years and over	37
Average age of principal operator (years)	61.5

Economic Characteristics

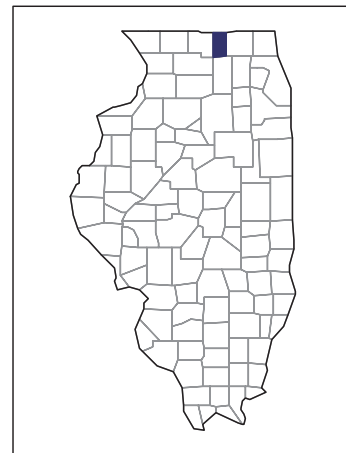
Item	Quantity
Farms by value of sales:	
Less than \$1,000	34
\$1,000 to \$2,499	11
\$2,500 to \$4,999	5
\$5,000 to \$9,999	7
\$10,000 to \$49,999	2
\$50,000 to \$99,999	-
\$100,000 to \$249,999	1
\$250,000 to \$499,999	-
\$500,000 or more	3
Total farm production expenses (\$1,000)	3,602
Average per farm (\$)	57,177
Net cash farm income of operation (\$1,000)	-111
Average per farm (\$)	-1,769
Value of agricultural products sold directly to individuals for human consumption (\$1,000)	14
Total organic product sales (\$1,000)	-
Total income from farm-related sources, gross before taxes and expenses (\$1,000)	231

See "Census of Agriculture, Volume 1, Geographic Area Series" for complete footnotes, explanations, definitions, and methodology.
(D) Cannot be disclosed. (Z) Less than half of the unit shown.

2007 CENSUS *OF* AGRICULTURE

Boone County – Illinois

Farms with Spanish, Hispanic, or Latino Operators Compared with All Farms



Data are not available at this geographic level for farms with Spanish, Hispanic, or Latino operators.



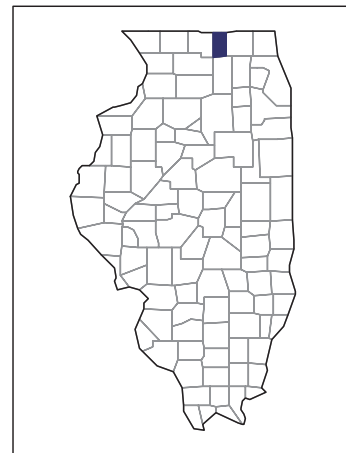
United States Department of Agriculture
National Agricultural Statistics Service

www.agcensus.usda.gov

2007 CENSUS OF AGRICULTURE

Boone County – Illinois

Farms with American Indian or Alaska Native Operators Compared with All Farms



Data are not available at this geographic level for farms with American Indian or Alaska Native operators.



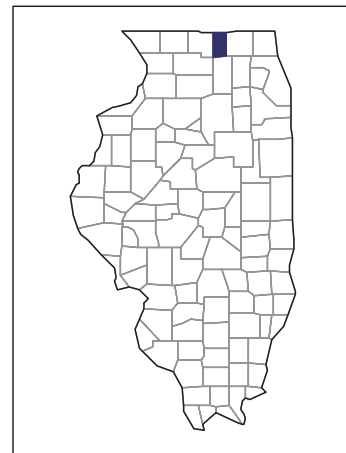
United States Department of Agriculture
National Agricultural Statistics Service

www.agcensus.usda.gov

2007 CENSUS OF AGRICULTURE

Boone County – Illinois

**Farms with Asian Operators
Compared with All Farms**



Data are not available at this geographic level for farms with Asian operators.



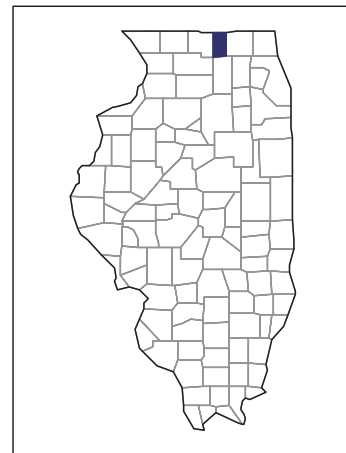
United States Department of Agriculture
National Agricultural Statistics Service

www.agcensus.usda.gov

2007 CENSUS OF AGRICULTURE

Boone County – Illinois

Farms with Black or African American Operators Compared with All Farms



Data are not available at this geographic level for farms with Black or African American operators.



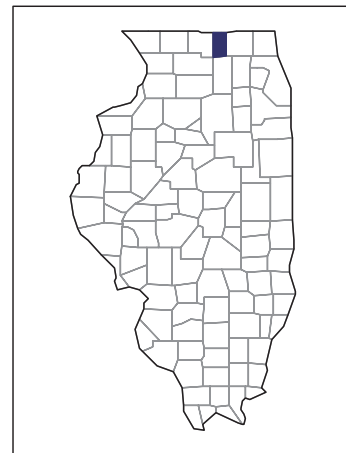
United States Department of Agriculture
National Agricultural Statistics Service

www.agcensus.usda.gov

2007 CENSUS *OF* AGRICULTURE

Boone County – Illinois

Farms with Native Hawaiian or Other Pacific Islander Operators Compared with All Farms



Data are not available at this geographic level for farms with Native Hawaiian or Other Pacific Islander operators.



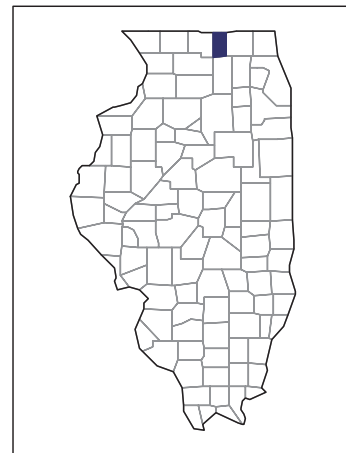
United States Department of Agriculture
National Agricultural Statistics Service

www.agcensus.usda.gov

2007 CENSUS OF AGRICULTURE

Boone County – Illinois

Farms with White Operators Compared with All Farms



Data are not available at this geographic level for farms with White operators.



United States Department of Agriculture
National Agricultural Statistics Service

www.agcensus.usda.gov

