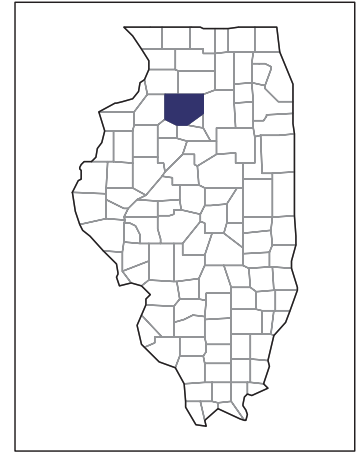


2007 CENSUS OF AGRICULTURE



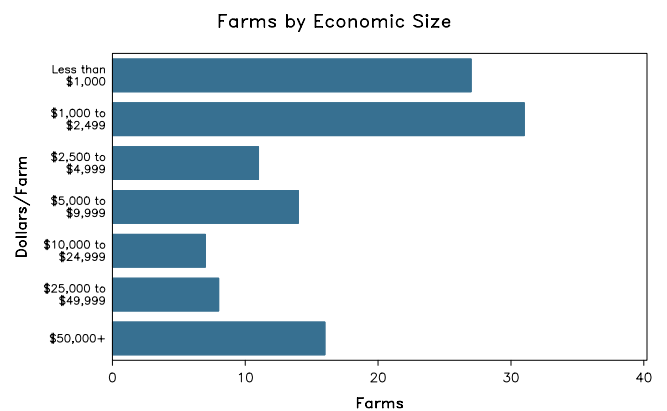
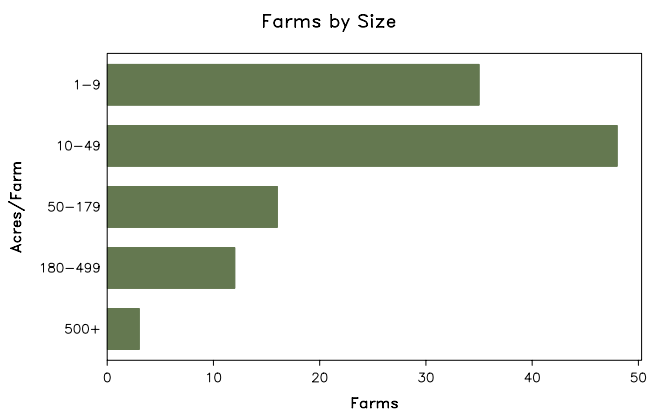
Bureau County – Illinois

Farms with Women Principal Operators Compared with All Farms

	Women Principal Operators	All Farms
Number of Farms	114	1,189
Land in Farms	12,940 acres	478,389 acres
Average Size of Farm	114 acres	402 acres
Market Value of Products Sold	\$9,289,000	\$303,358,000
Crop Sales	(D)	\$261,471,000
Livestock Sales	(D)	\$41,887,000
Average Per Farm	\$81,479	\$255,137
Government Payments	\$298,000	\$10,029,000
Average Per Farm Receiving Payments	\$4,026	\$10,340

See footnotes on reverse page.

Farms with Women Principal Operators



2007 CENSUS OF AGRICULTURE

Bureau County – Illinois Farms with Women Principal Operators

Selected Highlights

Item	Farms	Quantity
MARKET VALUE OF AGRICULTURAL PRODUCTS SOLD (\$1,000)		
Total value of agricultural products sold	114	9,289
Value of crops including nursery and greenhouse	37	(D)
Value of livestock, poultry, and their products	15	(D)
VALUE OF SALES BY COMMODITY GROUP (\$1,000)		
Grains, oilseeds, dry beans, and dry peas	36	(D)
Tobacco	-	-
Cotton and cottonseed	-	-
Vegetables, melons, potatoes and sweet potatoes	1	(D)
Fruits, tree nuts, and berries	-	-
Nursery, greenhouse, floriculture, and sod	-	-
Cut Christmas trees and short rotation woody crops	-	-
Other crops and hay	1	(D)
Poultry and eggs	-	-
Cattle and calves	11	163
Milk and other dairy products from cows	1	(D)
Hogs and pigs	3	(D)
Sheep, goats, and their products	1	(D)
Horses, ponies, mules, burros, and donkeys	2	(D)
Aquaculture	-	-
Other animals and other animal products	-	-
TOP CROP ITEMS (acres)		
Corn for grain	31	7,455
Soybeans for beans	23	2,598
Wheat for grain, all	1	(D)
Forage - land used for all hay and haylage, grass silage, and greenchop	6	62
Corn for silage or greenchop	1	(D)
TOP LIVESTOCK INVENTORY ITEMS (number)		
Hogs and pigs	3	(D)
Cattle and calves	13	527
Horses and ponies	25	209
Goats, all	8	91
Layers	7	42

Operator Characteristics

Item	Quantity
Primary occupation:	
Farming	25
Other	89
Days worked off farm:	
None	58
Any	56
Years on present farm:	
2 years or less	11
3 to 4 years	6
5 to 9 years	25
10 years or more	72
Age group:	
Under 45 years	10
45 to 64 years	61
65 years and over	43
Average age of principal operator (years)	58.6

Economic Characteristics

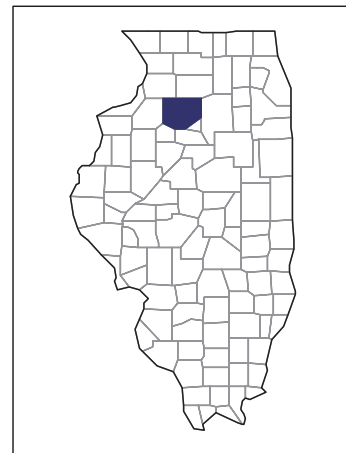
Item	Quantity
Farms by value of sales:	
Less than \$1,000	67
\$1,000 to \$2,499	4
\$2,500 to \$4,999	3
\$5,000 to \$9,999	9
\$10,000 to \$49,999	15
\$50,000 to \$99,999	2
\$100,000 to \$249,999	9
\$250,000 to \$499,999	2
\$500,000 or more	3
Total farm production expenses (\$1,000)	6,222
Average per farm (\$)	54,577
Net cash farm income of operation (\$1,000)	4,737
Average per farm (\$)	41,553
Value of agricultural products sold directly to individuals for human consumption (\$1,000)	-
Total organic product sales (\$1,000)	-
Total income from farm-related sources, gross before taxes and expenses (\$1,000)	1,372

See "Census of Agriculture, Volume 1, Geographic Area Series" for complete footnotes, explanations, definitions, and methodology.
(D) Cannot be disclosed. (Z) Less than half of the unit shown.

2007 CENSUS OF AGRICULTURE

Bureau County – Illinois

Farms with Spanish, Hispanic, or Latino Operators Compared with All Farms



Data are not available at this geographic level for farms with Spanish, Hispanic, or Latino operators.



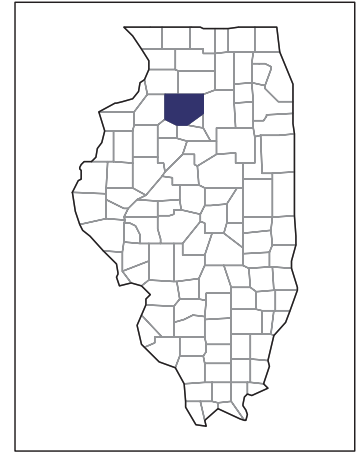
United States Department of Agriculture
National Agricultural Statistics Service

www.agcensus.usda.gov

2007 CENSUS OF AGRICULTURE

Bureau County – Illinois

Farms with American Indian or Alaska Native Operators Compared with All Farms



Data are not available at this geographic level for farms with American Indian or Alaska Native operators.



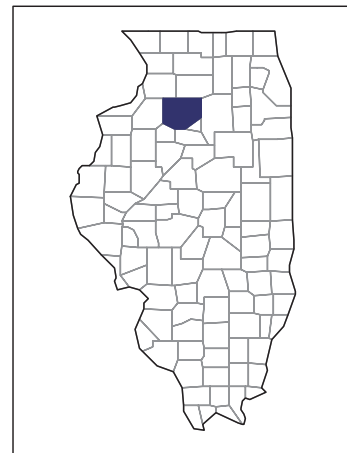
United States Department of Agriculture
National Agricultural Statistics Service

www.agcensus.usda.gov

2007 CENSUS OF AGRICULTURE

Bureau County – Illinois

**Farms with Asian Operators
Compared with All Farms**



Data are not available at this geographic level for farms with Asian operators.



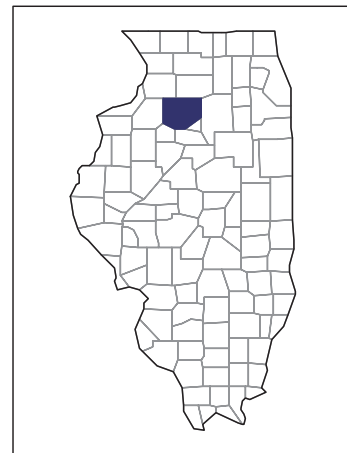
United States Department of Agriculture
National Agricultural Statistics Service

www.agcensus.usda.gov

2007 CENSUS OF AGRICULTURE

Bureau County – Illinois

Farms with Black or African American Operators Compared with All Farms



Data are not available at this geographic level for farms with Black or African American operators.



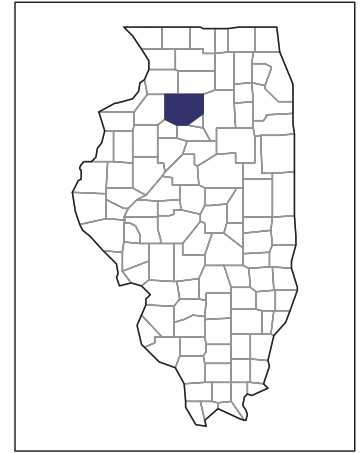
United States Department of Agriculture
National Agricultural Statistics Service

www.agcensus.usda.gov

2007 CENSUS OF AGRICULTURE

Bureau County – Illinois

Farms with Native Hawaiian or Other Pacific Islander Operators Compared with All Farms



Data are not available at this geographic level for farms with Native Hawaiian or Other Pacific Islander operators.



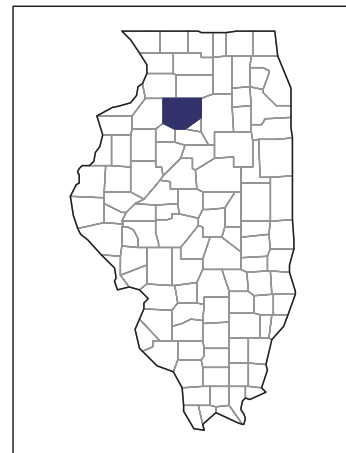
United States Department of Agriculture
National Agricultural Statistics Service

www.agcensus.usda.gov

2007 CENSUS OF AGRICULTURE

Bureau County – Illinois

**Farms with White Operators
Compared with All Farms**



Data are not available at this geographic level for farms with White operators.



United States Department of Agriculture
National Agricultural Statistics Service

www.agcensus.usda.gov

