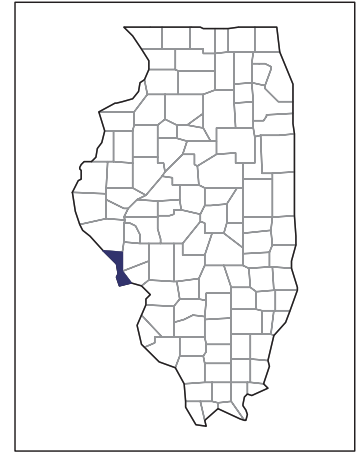


2007 CENSUS OF AGRICULTURE



Calhoun County – Illinois

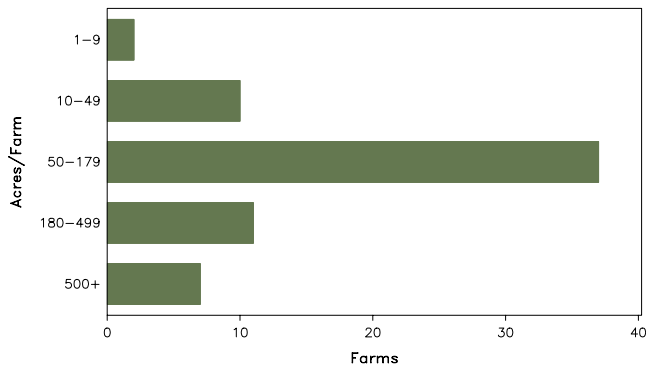
Farms with Women Principal Operators Compared with All Farms

	Women Principal Operators	All Farms
Number of Farms	67	464
Land in Farms	11,734 acres	87,938 acres
Average Size of Farm	175 acres	190 acres
Market Value of Products Sold	\$714,000	\$18,664,000
Crop Sales	(D)	\$15,651,000
Livestock Sales	(D)	\$3,013,000
Average Per Farm	\$10,661	\$40,223
Government Payments	\$344,000	\$1,697,000
Average Per Farm Receiving Payments	\$5,732	\$5,021

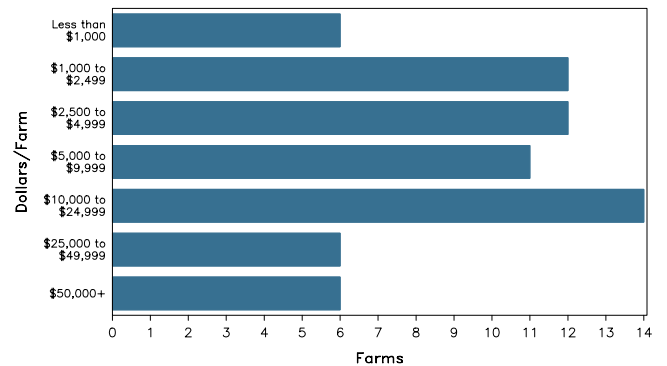
See footnotes on reverse page.

Farms with Women Principal Operators

Farms by Size



Farms by Economic Size



2007 CENSUS OF AGRICULTURE

Calhoun County – Illinois Farms with Women Principal Operators

Selected Highlights

Item	Farms	Quantity
MARKET VALUE OF AGRICULTURAL PRODUCTS SOLD (\$1,000)		
Total value of agricultural products sold	67	714
Value of crops including nursery and greenhouse	32	(D)
Value of livestock, poultry, and their products	13	(D)
VALUE OF SALES BY COMMODITY GROUP (\$1,000)		
Grains, oilseeds, dry beans, and dry peas	23	606
Tobacco	-	-
Cotton and cottonseed	-	-
Vegetables, melons, potatoes and sweet potatoes	-	-
Fruits, tree nuts, and berries	4	(D)
Nursery, greenhouse, floriculture, and sod	2	(D)
Cut Christmas trees and short rotation woody crops	-	-
Other crops and hay	7	(D)
Poultry and eggs	3	(D)
Cattle and calves	10	64
Milk and other dairy products from cows	-	-
Hogs and pigs	-	-
Sheep, goats, and their products	-	-
Horses, ponies, mules, burros, and donkeys	-	-
Aquaculture	-	-
Other animals and other animal products	1	(D)
TOP CROP ITEMS (acres)		
Corn for grain	19	1,228
Soybeans for beans	6	564
Forage - land used for all hay and haylage, grass silage, and greenchop	9	169
Peaches, all	5	14
Apples	2	(D)
TOP LIVESTOCK INVENTORY ITEMS (number)		
Cattle and calves	12	348
Layers	1	(D)
Horses and ponies	3	10
Deer	1	(D)
Bison	1	(D)

Operator Characteristics

Item	Quantity
Primary occupation:	
Farming	25
Other	42
Days worked off farm:	
None	31
Any	36
Years on present farm:	
2 years or less	6
3 to 4 years	4
5 to 9 years	9
10 years or more	48
Age group:	
Under 45 years	12
45 to 64 years	25
65 years and over	30
Average age of principal operator (years)	58.9

Economic Characteristics

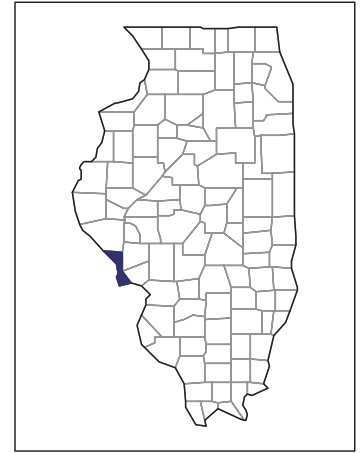
Item	Quantity
Farms by value of sales:	
Less than \$1,000	29
\$1,000 to \$2,499	9
\$2,500 to \$4,999	9
\$5,000 to \$9,999	5
\$10,000 to \$49,999	10
\$50,000 to \$99,999	4
\$100,000 to \$249,999	1
\$250,000 to \$499,999	-
\$500,000 or more	-
Total farm production expenses (\$1,000)	1,061
Average per farm (\$)	15,843
Net cash farm income of operation (\$1,000)	271
Average per farm (\$)	4,044
Value of agricultural products sold directly to individuals for human consumption (\$1,000)	4
Total organic product sales (\$1,000)	-
Total income from farm-related sources, gross before taxes and expenses (\$1,000)	274

See "Census of Agriculture, Volume 1, Geographic Area Series" for complete footnotes, explanations, definitions, and methodology.
(D) Cannot be disclosed. (Z) Less than half of the unit shown.

2007 CENSUS OF AGRICULTURE

Calhoun County – Illinois

Farms with Spanish, Hispanic, or Latino Operators Compared with All Farms



Data are not available at this geographic level for farms with Spanish, Hispanic, or Latino operators.



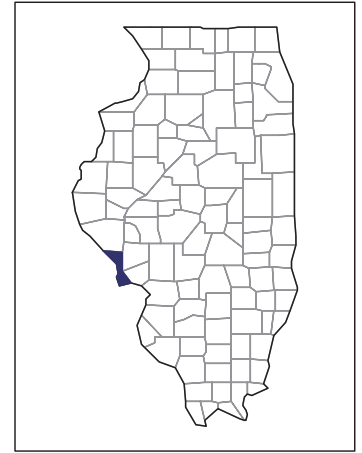
United States Department of Agriculture
National Agricultural Statistics Service

www.agcensus.usda.gov

2007 CENSUS *OF* AGRICULTURE

Calhoun County – Illinois

Farms with American Indian or Alaska Native Operators Compared with All Farms



Data are not available at this geographic level for farms with American Indian or Alaska Native operators.



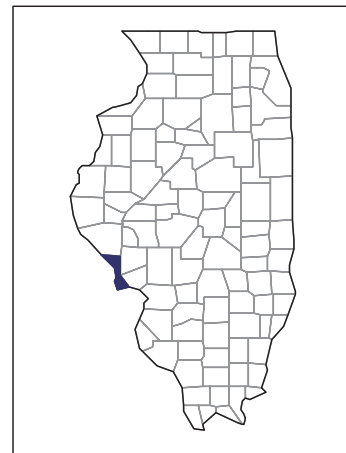
United States Department of Agriculture
National Agricultural Statistics Service

www.agcensus.usda.gov

2007 CENSUS *OF* AGRICULTURE

Calhoun County – Illinois

**Farms with Asian Operators
Compared with All Farms**



Data are not available at this geographic level for farms with Asian operators.



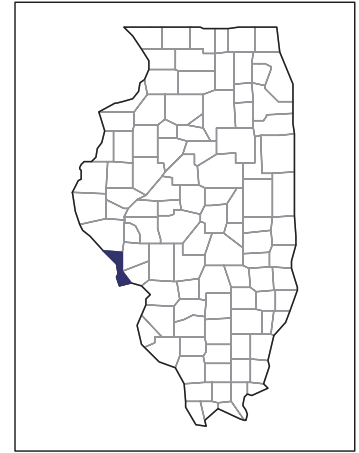
United States Department of Agriculture
National Agricultural Statistics Service

www.agcensus.usda.gov

2007 CENSUS OF AGRICULTURE

Calhoun County – Illinois

Farms with Black or African American Operators Compared with All Farms



Data are not available at this geographic level for farms with Black or African American operators.



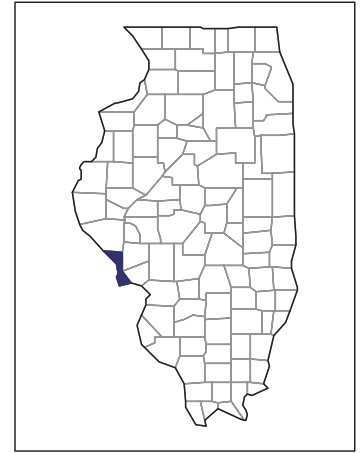
United States Department of Agriculture
National Agricultural Statistics Service

www.agcensus.usda.gov

2007 CENSUS *OF* AGRICULTURE

Calhoun County – Illinois

Farms with Native Hawaiian or Other Pacific Islander Operators Compared with All Farms



Data are not available at this geographic level for farms with Native Hawaiian or Other Pacific Islander operators.



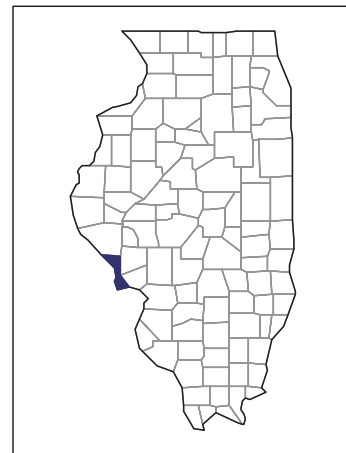
United States Department of Agriculture
National Agricultural Statistics Service

www.agcensus.usda.gov

2007 CENSUS *OF* **AGRICULTURE**

Calhoun County – Illinois

**Farms with White Operators
Compared with All Farms**



Data are not available at this geographic level for farms with White operators.



United States Department of Agriculture
National Agricultural Statistics Service

www.agcensus.usda.gov

