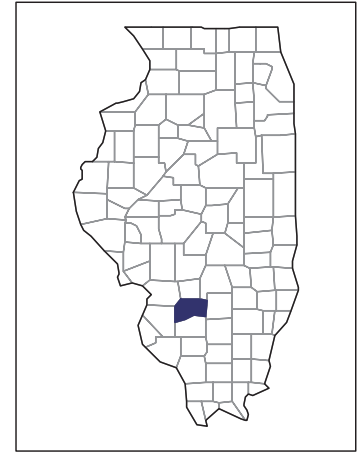


2007 CENSUS OF AGRICULTURE



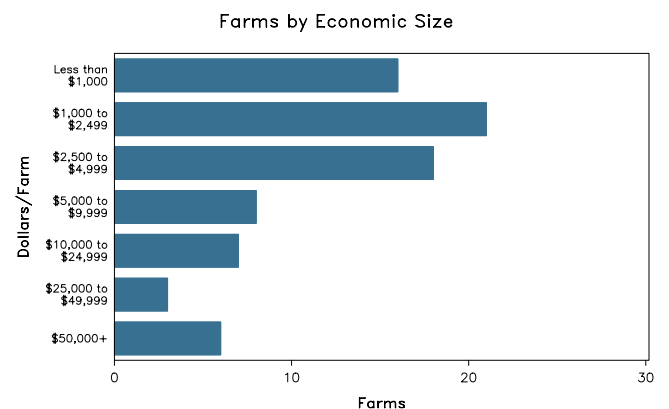
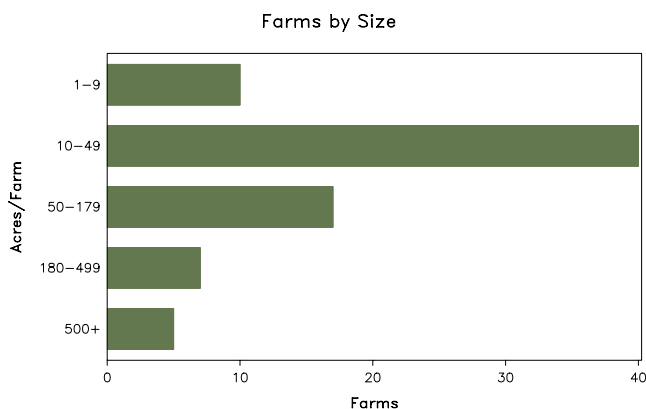
Clinton County – Illinois

Farms with Women Principal Operators Compared with All Farms

	Women Principal Operators	All Farms
Number of Farms	79	1,031
Land in Farms	10,408 acres	268,441 acres
Average Size of Farm	132 acres	260 acres
Market Value of Products Sold	\$4,557,000	\$175,916,000
Crop Sales	(D)	\$79,788,000
Livestock Sales	(D)	\$96,128,000
Average Per Farm	\$57,677	\$170,627
Government Payments	\$207,000	\$5,123,000
Average Per Farm Receiving Payments	\$3,565	\$5,822

See footnotes on reverse page.

Farms with Women Principal Operators



2007 CENSUS OF AGRICULTURE

Clinton County – Illinois Farms with Women Principal Operators

Selected Highlights

Item	Farms	Quantity
MARKET VALUE OF AGRICULTURAL PRODUCTS SOLD (\$1,000)		
Total value of agricultural products sold	79	4,557
Value of crops including nursery and greenhouse	19	(D)
Value of livestock, poultry, and their products	18	(D)
VALUE OF SALES BY COMMODITY GROUP (\$1,000)		
Grains, oilseeds, dry beans, and dry peas	17	(D)
Tobacco	-	-
Cotton and cottonseed	-	-
Vegetables, melons, potatoes and sweet potatoes	-	-
Fruits, tree nuts, and berries	1	(D)
Nursery, greenhouse, floriculture, and sod	-	-
Cut Christmas trees and short rotation woody crops	-	-
Other crops and hay	4	15
Poultry and eggs	1	(D)
Cattle and calves	11	110
Milk and other dairy products from cows	2	(D)
Hogs and pigs	2	(D)
Sheep, goats, and their products	7	(D)
Horses, ponies, mules, burros, and donkeys	2	(D)
Aquaculture	-	-
Other animals and other animal products	-	-
TOP CROP ITEMS (acres)		
Corn for grain	15	3,392
Soybeans for beans	13	2,279
Wheat for grain, all	7	759
Forage - land used for all hay and haylage, grass silage, and greenchop	16	315
Corn for silage or greenchop	1	(D)
TOP LIVESTOCK INVENTORY ITEMS (number)		
Hogs and pigs	2	(D)
Cattle and calves	21	720
Goats, all	1	(D)
Sheep and lambs	6	99
Pigeons or squab	1	(D)

Operator Characteristics

Item	Quantity
Primary occupation:	
Farming	15
Other	64
Days worked off farm:	
None	44
Any	35
Years on present farm:	
2 years or less	2
3 to 4 years	2
5 to 9 years	9
10 years or more	66
Age group:	
Under 45 years	11
45 to 64 years	25
65 years and over	43
Average age of principal operator (years)	64.8

Economic Characteristics

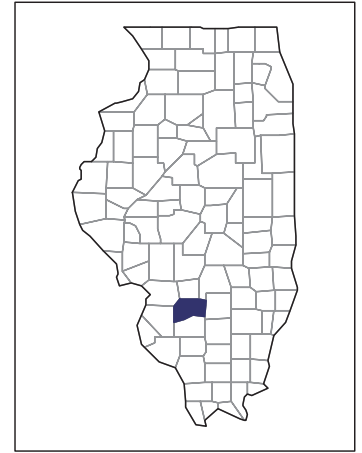
Item	Quantity
Farms by value of sales:	
Less than \$1,000	53
\$1,000 to \$2,499	5
\$2,500 to \$4,999	3
\$5,000 to \$9,999	4
\$10,000 to \$49,999	8
\$50,000 to \$99,999	2
\$100,000 to \$249,999	1
\$250,000 to \$499,999	-
\$500,000 or more	3
Total farm production expenses (\$1,000)	4,290
Average per farm (\$)	54,309
Net cash farm income of operation (\$1,000)	775
Average per farm (\$)	9,804
Value of agricultural products sold directly to individuals for human consumption (\$1,000)	5
Total organic product sales (\$1,000)	-
Total income from farm-related sources, gross before taxes and expenses (\$1,000)	302

See "Census of Agriculture, Volume 1, Geographic Area Series" for complete footnotes, explanations, definitions, and methodology.
(D) Cannot be disclosed. (Z) Less than half of the unit shown.

2007 CENSUS *OF* AGRICULTURE

Clinton County – Illinois

Farms with Spanish, Hispanic, or Latino Operators Compared with All Farms



Data are not available at this geographic level for farms with Spanish, Hispanic, or Latino operators.



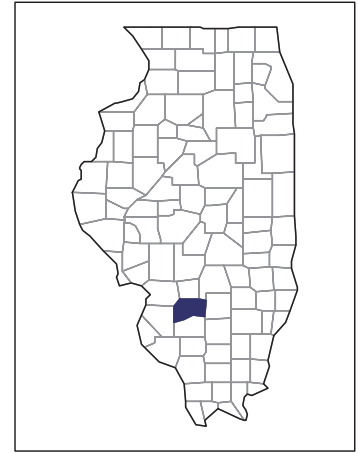
United States Department of Agriculture
National Agricultural Statistics Service

www.agcensus.usda.gov

2007 CENSUS OF AGRICULTURE

Clinton County – Illinois

Farms with American Indian or Alaska Native Operators Compared with All Farms



Data are not available at this geographic level for farms with American Indian or Alaska Native operators.



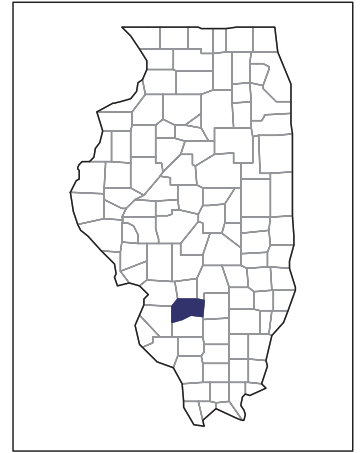
United States Department of Agriculture
National Agricultural Statistics Service

www.agcensus.usda.gov

2007 CENSUS *OF* **AGRICULTURE**

Clinton County – Illinois

**Farms with Asian Operators
Compared with All Farms**



Data are not available at this geographic level for farms with Asian operators.



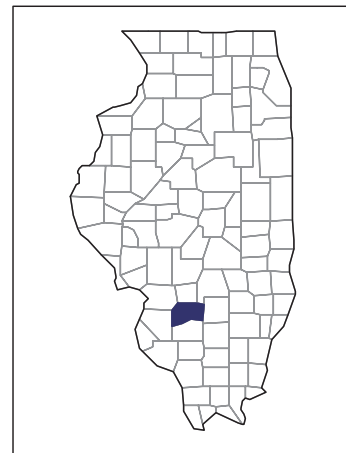
United States Department of Agriculture
National Agricultural Statistics Service

www.agcensus.usda.gov

2007 CENSUS OF AGRICULTURE

Clinton County – Illinois

Farms with Black or African American Operators Compared with All Farms



Data are not available at this geographic level for farms with Black or African American operators.



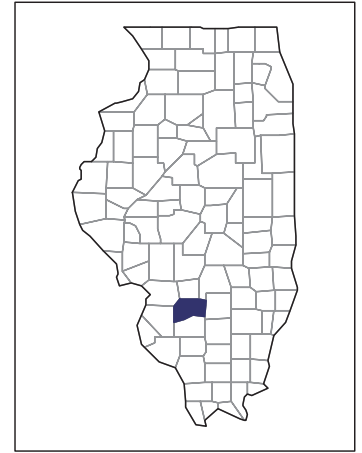
United States Department of Agriculture
National Agricultural Statistics Service

www.agcensus.usda.gov

2007 CENSUS *OF* AGRICULTURE

Clinton County – Illinois

Farms with Native Hawaiian or Other Pacific Islander Operators Compared with All Farms



Data are not available at this geographic level for farms with Native Hawaiian or Other Pacific Islander operators.



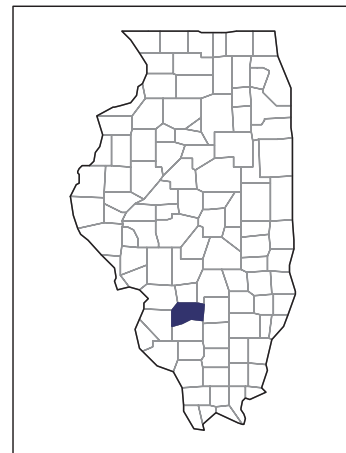
United States Department of Agriculture
National Agricultural Statistics Service

www.agcensus.usda.gov

2007 CENSUS OF AGRICULTURE

Clinton County – Illinois

**Farms with White Operators
Compared with All Farms**



Data are not available at this geographic level for farms with White operators.



United States Department of Agriculture
National Agricultural Statistics Service

www.agcensus.usda.gov

