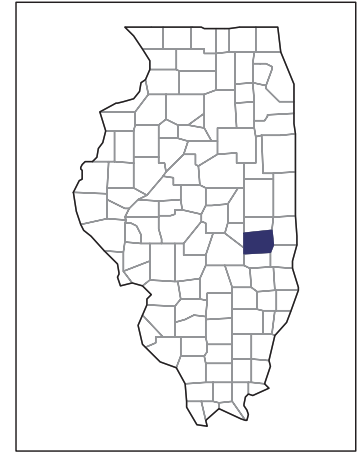


2007 CENSUS OF AGRICULTURE



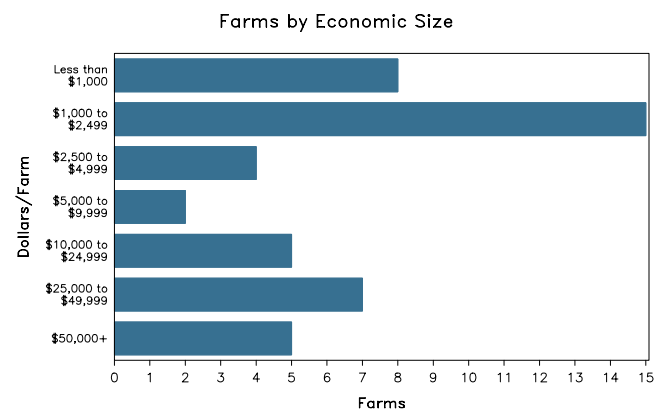
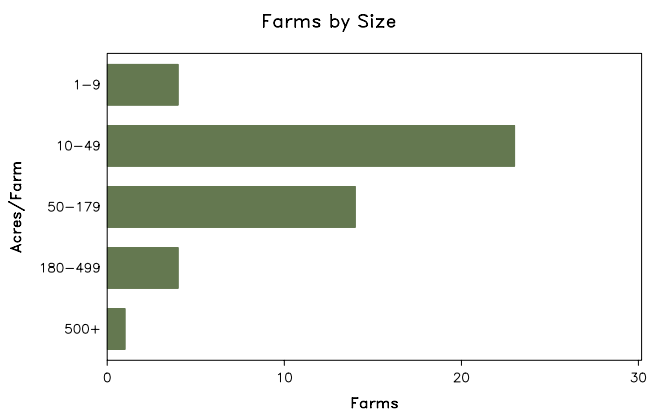
Coles County – Illinois

Farms with Women Principal Operators Compared with All Farms

	Women Principal Operators	All Farms
Number of Farms	46	729
Land in Farms	3,186 acres	254,869 acres
Average Size of Farm	69 acres	350 acres
Market Value of Products Sold	\$789,000	\$123,862,000
Crop Sales	\$744,000	\$118,662,000
Livestock Sales	\$45,000	\$5,199,000
Average Per Farm	\$17,149	\$169,906
Government Payments	\$99,000	\$4,726,000
Average Per Farm Receiving Payments	\$3,670	\$8,752

See footnotes on reverse page.

Farms with Women Principal Operators



2007 CENSUS OF AGRICULTURE

Coles County – Illinois Farms with Women Principal Operators

Selected Highlights

Item	Farms	Quantity
MARKET VALUE OF AGRICULTURAL PRODUCTS SOLD (\$1,000)		
Total value of agricultural products sold	46	789
Value of crops including nursery and greenhouse	18	744
Value of livestock, poultry, and their products	12	45
VALUE OF SALES BY COMMODITY GROUP (\$1,000)		
Grains, oilseeds, dry beans, and dry peas	15	707
Tobacco	-	-
Cotton and cottonseed	-	-
Vegetables, melons, potatoes and sweet potatoes	1	(D)
Fruits, tree nuts, and berries	-	-
Nursery, greenhouse, floriculture, and sod	3	29
Cut Christmas trees and short rotation woody crops	1	(D)
Other crops and hay	1	(D)
Poultry and eggs	7	5
Cattle and calves	2	(D)
Milk and other dairy products from cows	-	-
Hogs and pigs	1	(D)
Sheep, goats, and their products	11	(D)
Horses, ponies, mules, burros, and donkeys	-	-
Aquaculture	-	-
Other animals and other animal products	4	9
TOP CROP ITEMS (acres)		
Corn for grain	11	895
Soybeans for beans	10	598
Forage - land used for all hay and haylage, grass silage, and greenchop	1	(D)
Wheat for grain, all	1	(D)
Nursery stock	2	(D)
TOP LIVESTOCK INVENTORY ITEMS (number)		
Layers	7	200
Horses and ponies	11	74
Pullets for laying flock replacement	4	40
Sheep and lambs	6	38
Mules, burros, and donkeys	13	34

Operator Characteristics

Item	Quantity
Primary occupation:	
Farming	7
Other	39
Days worked off farm:	
None	17
Any	29
Years on present farm:	
2 years or less	6
3 to 4 years	2
5 to 9 years	19
10 years or more	19
Age group:	
Under 45 years	12
45 to 64 years	17
65 years and over	17
Average age of principal operator (years)	58.8

Economic Characteristics

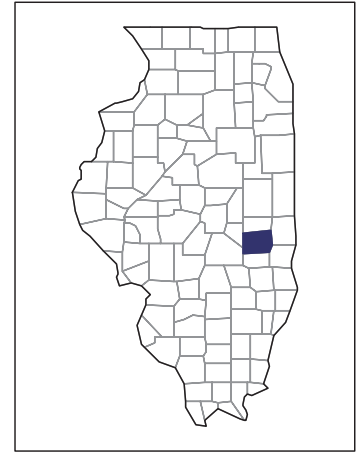
Item	Quantity
Farms by value of sales:	
Less than \$1,000	20
\$1,000 to \$2,499	9
\$2,500 to \$4,999	-
\$5,000 to \$9,999	1
\$10,000 to \$49,999	11
\$50,000 to \$99,999	3
\$100,000 to \$249,999	2
\$250,000 to \$499,999	-
\$500,000 or more	-
Total farm production expenses (\$1,000)	768
Average per farm (\$)	16,690
Net cash farm income of operation (\$1,000)	354
Average per farm (\$)	7,690
Value of agricultural products sold directly to individuals for human consumption (\$1,000)	(D)
Total organic product sales (\$1,000)	(D)
Total income from farm-related sources, gross before taxes and expenses (\$1,000)	234

See "Census of Agriculture, Volume 1, Geographic Area Series" for complete footnotes, explanations, definitions, and methodology.
(D) Cannot be disclosed. (Z) Less than half of the unit shown.

2007 CENSUS OF AGRICULTURE

Coles County – Illinois

Farms with Spanish, Hispanic, or Latino Operators Compared with All Farms



Data are not available at this geographic level for farms with Spanish, Hispanic, or Latino operators.



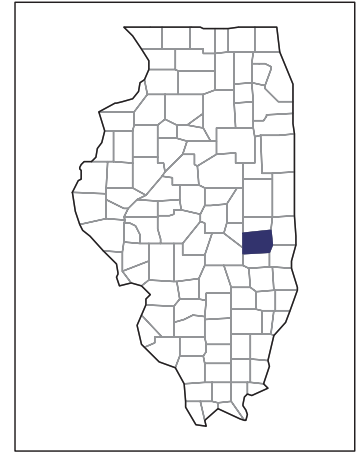
United States Department of Agriculture
National Agricultural Statistics Service

www.agcensus.usda.gov

2007 CENSUS OF AGRICULTURE

Coles County – Illinois

Farms with American Indian or Alaska Native Operators Compared with All Farms



Data are not available at this geographic level for farms with American Indian or Alaska Native operators.



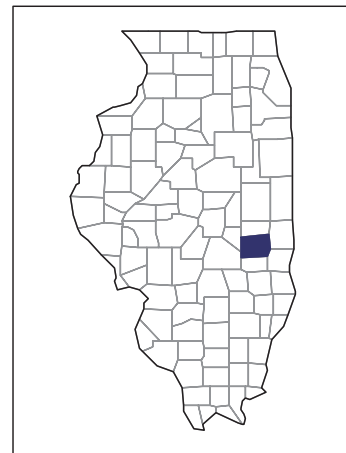
United States Department of Agriculture
National Agricultural Statistics Service

www.agcensus.usda.gov

2007 CENSUS OF AGRICULTURE

Coles County – Illinois

**Farms with Asian Operators
Compared with All Farms**



Data are not available at this geographic level for farms with Asian operators.



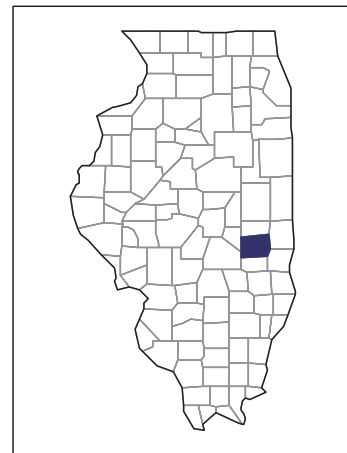
United States Department of Agriculture
National Agricultural Statistics Service

www.agcensus.usda.gov

2007 CENSUS OF AGRICULTURE

Coles County – Illinois

Farms with Black or African American Operators Compared with All Farms



Data are not available at this geographic level for farms with Black or African American operators.



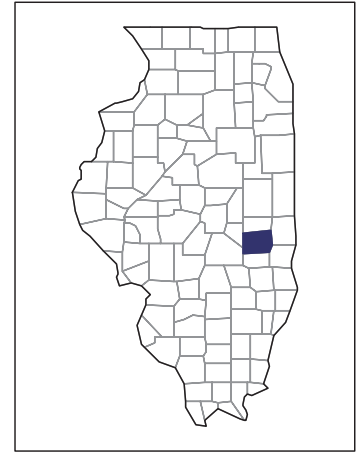
United States Department of Agriculture
National Agricultural Statistics Service

www.agcensus.usda.gov

2007 CENSUS *OF* **AGRICULTURE**

Coles County – Illinois

Farms with Native Hawaiian or Other Pacific Islander Operators Compared with All Farms



Data are not available at this geographic level for farms with Native Hawaiian or Other Pacific Islander operators.



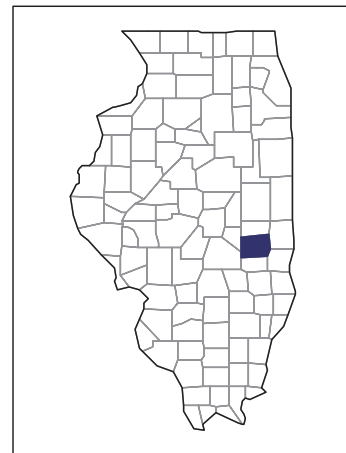
United States Department of Agriculture
National Agricultural Statistics Service

www.agcensus.usda.gov

2007 CENSUS OF AGRICULTURE

Coles County – Illinois

**Farms with White Operators
Compared with All Farms**



Data are not available at this geographic level for farms with White operators.



United States Department of Agriculture
National Agricultural Statistics Service

www.agcensus.usda.gov

