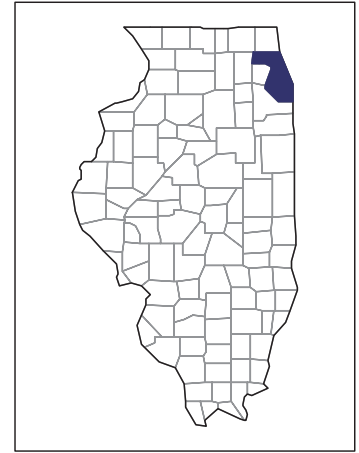


2007 CENSUS OF AGRICULTURE



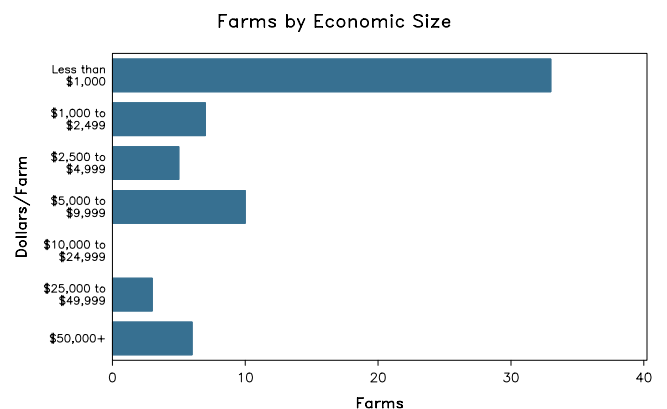
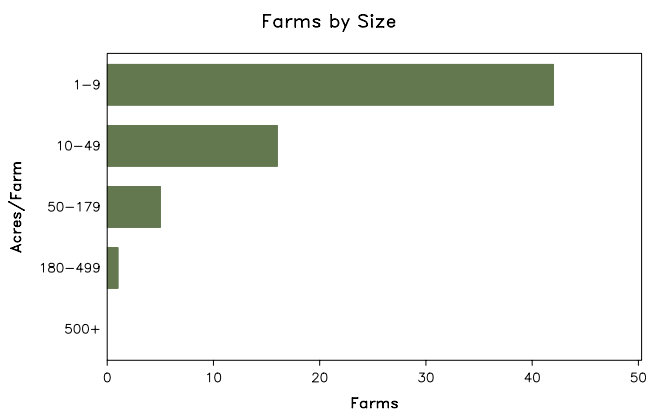
Cook County – Illinois

Farms with Women Principal Operators Compared with All Farms

	Women Principal Operators	All Farms
Number of Farms	64	184
Land in Farms	1,152 acres	8,198 acres
Average Size of Farm	18 acres	45 acres
Market Value of Products Sold	\$1,429,000	\$15,270,000
Crop Sales	(D)	\$14,513,000
Livestock Sales	(D)	\$757,000
Average Per Farm	\$22,333	\$82,988
Government Payments	\$13,000	\$94,000
Average Per Farm Receiving Payments	\$2,141	\$3,933

See footnotes on reverse page.

Farms with Women Principal Operators



2007 CENSUS OF AGRICULTURE

Cook County – Illinois Farms with Women Principal Operators

Selected Highlights

Item	Farms	Quantity
MARKET VALUE OF AGRICULTURAL PRODUCTS SOLD (\$1,000)		
Total value of agricultural products sold	64	1,429
Value of crops including nursery and greenhouse	21	(D)
Value of livestock, poultry, and their products	7	(D)
VALUE OF SALES BY COMMODITY GROUP (\$1,000)		
Grains, oilseeds, dry beans, and dry peas	1	(D)
Tobacco	-	-
Cotton and cottonseed	-	-
Vegetables, melons, potatoes and sweet potatoes	10	91
Fruits, tree nuts, and berries	4	10
Nursery, greenhouse, floriculture, and sod	5	900
Cut Christmas trees and short rotation woody crops	3	-
Other crops and hay	5	13
Poultry and eggs	-	-
Cattle and calves	-	-
Milk and other dairy products from cows	-	-
Hogs and pigs	-	-
Sheep, goats, and their products	-	-
Horses, ponies, mules, burros, and donkeys	7	(D)
Aquaculture	-	-
Other animals and other animal products	-	-
TOP CROP ITEMS (acres)		
Forage - land used for all hay and haylage, grass silage, and greenchop	10	205
Vegetables harvested for sale	9	31
Corn for grain	1	(D)
Cut Christmas trees	3	(D)
Grapes	1	(D)
TOP LIVESTOCK INVENTORY ITEMS (number)		
Horses and ponies	37	1,334
Alpacas	1	(D)
Mules, burros, and donkeys	4	(D)

Operator Characteristics

Item	Quantity
Primary occupation:	
Farming	26
Other	38
Days worked off farm:	
None	17
Any	47
Years on present farm:	
2 years or less	4
3 to 4 years	14
5 to 9 years	5
10 years or more	41
Age group:	
Under 45 years	25
45 to 64 years	34
65 years and over	5
Average age of principal operator (years)	48.8

Economic Characteristics

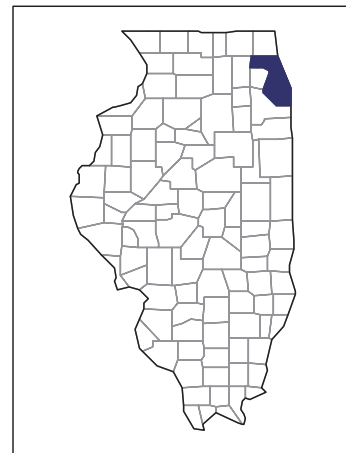
Item	Quantity
Farms by value of sales:	
Less than \$1,000	39
\$1,000 to \$2,499	2
\$2,500 to \$4,999	4
\$5,000 to \$9,999	10
\$10,000 to \$49,999	3
\$50,000 to \$99,999	-
\$100,000 to \$249,999	4
\$250,000 to \$499,999	2
\$500,000 or more	-
Total farm production expenses (\$1,000)	5,163
Average per farm (\$)	80,672
Net cash farm income of operation (\$1,000)	1,625
Average per farm (\$)	25,392
Value of agricultural products sold directly to individuals for human consumption (\$1,000)	29
Total organic product sales (\$1,000)	(D)
Total income from farm-related sources, gross before taxes and expenses (\$1,000)	5,346

See "Census of Agriculture, Volume 1, Geographic Area Series" for complete footnotes, explanations, definitions, and methodology.
(D) Cannot be disclosed. (Z) Less than half of the unit shown.

2007 CENSUS OF AGRICULTURE

Cook County – Illinois

Farms with Spanish, Hispanic, or Latino Operators Compared with All Farms



Data are not available at this geographic level for farms with Spanish, Hispanic, or Latino operators.



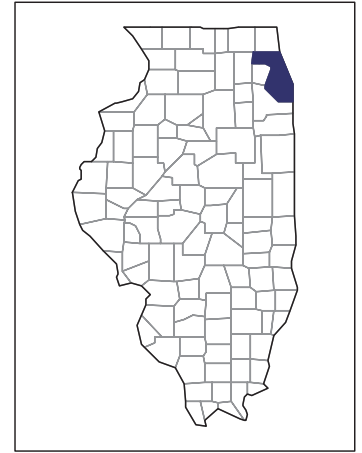
United States Department of Agriculture
National Agricultural Statistics Service

www.agcensus.usda.gov

2007 CENSUS OF AGRICULTURE

Cook County – Illinois

Farms with American Indian or Alaska Native Operators Compared with All Farms



Data are not available at this geographic level for farms with American Indian or Alaska Native operators.



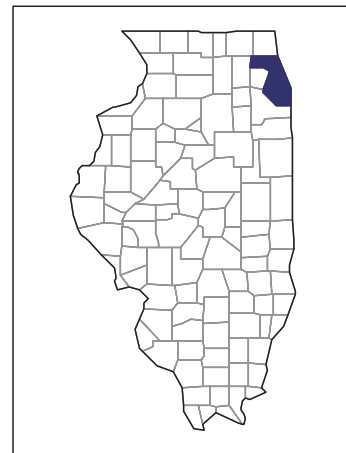
United States Department of Agriculture
National Agricultural Statistics Service

www.agcensus.usda.gov

2007 CENSUS *OF* AGRICULTURE

Cook County – Illinois

**Farms with Asian Operators
Compared with All Farms**



Data are not available at this geographic level for farms with Asian operators.



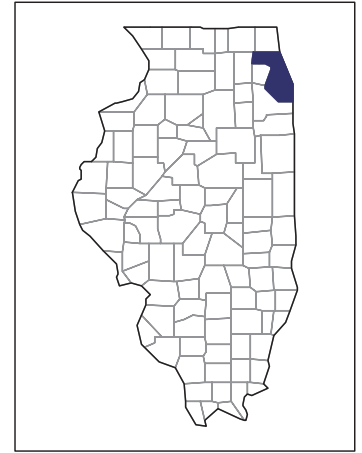
United States Department of Agriculture
National Agricultural Statistics Service

www.agcensus.usda.gov

2007 CENSUS *OF* AGRICULTURE

Cook County – Illinois

**Farms with Black or African American
Operators Compared with All Farms**



Data are not available at this geographic level for farms with Black or African American operators.



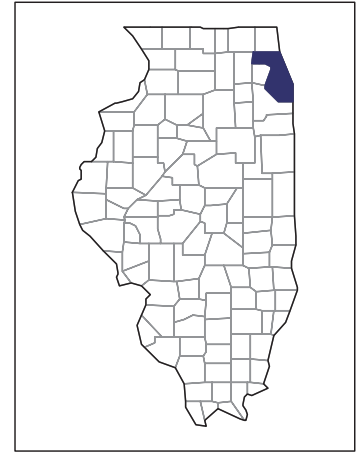
United States Department of Agriculture
National Agricultural Statistics Service

www.agcensus.usda.gov

2007 CENSUS *OF* AGRICULTURE

Cook County – Illinois

**Farms with Native Hawaiian or Other
Pacific Islander Operators Compared
with All Farms**



Data are not available at this geographic level for farms with Native Hawaiian or Other Pacific Islander operators.



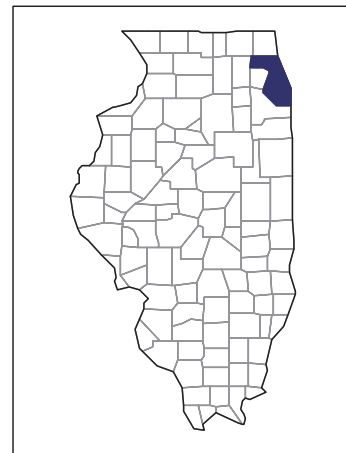
United States Department of Agriculture
National Agricultural Statistics Service

www.agcensus.usda.gov

2007 CENSUS *OF* **AGRICULTURE**

Cook County – Illinois

**Farms with White Operators
Compared with All Farms**



Data are not available at this geographic level for farms with White operators.



United States Department of Agriculture
National Agricultural Statistics Service

www.agcensus.usda.gov

