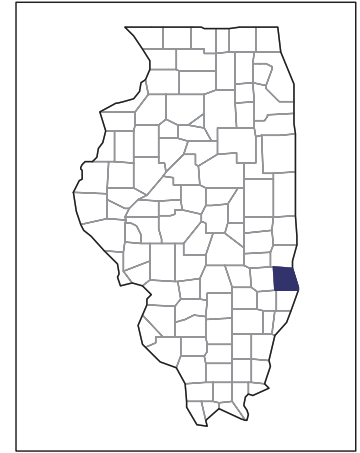


2007 CENSUS OF AGRICULTURE



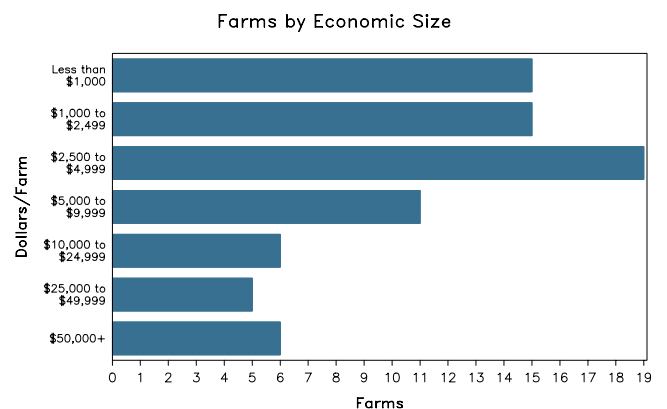
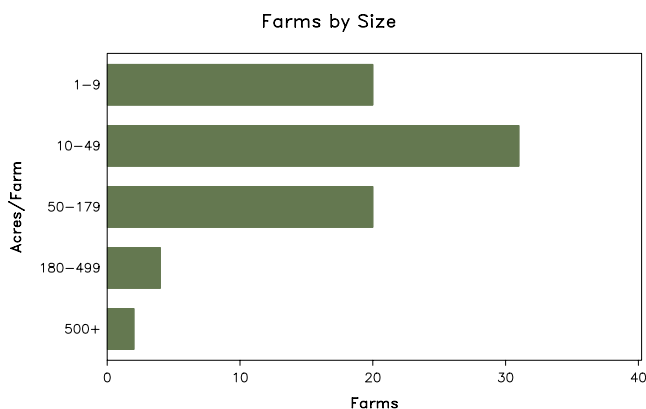
Crawford County – Illinois

Farms with Women Principal Operators Compared with All Farms

	Women Principal Operators	All Farms
Number of Farms	77	615
Land in Farms	6,813 acres	205,356 acres
Average Size of Farm	88 acres	334 acres
Market Value of Products Sold	\$2,133,000	\$74,665,000
Crop Sales	(D)	\$67,146,000
Livestock Sales	(D)	\$7,518,000
Average Per Farm	\$27,695	\$121,406
Government Payments	\$329,000	\$4,548,000
Average Per Farm Receiving Payments	\$4,986	\$8,614

See footnotes on reverse page.

Farms with Women Principal Operators



2007 CENSUS OF AGRICULTURE

Crawford County – Illinois Farms with Women Principal Operators

Selected Highlights

Item	Farms	Quantity
MARKET VALUE OF AGRICULTURAL PRODUCTS SOLD (\$1,000)		
Total value of agricultural products sold	77	2,133
Value of crops including nursery and greenhouse	14	(D)
Value of livestock, poultry, and their products	9	(D)
VALUE OF SALES BY COMMODITY GROUP (\$1,000)		
Grains, oilseeds, dry beans, and dry peas	13	1,487
Tobacco	-	-
Cotton and cottonseed	-	-
Vegetables, melons, potatoes and sweet potatoes	-	-
Fruits, tree nuts, and berries	-	-
Nursery, greenhouse, floriculture, and sod	-	-
Cut Christmas trees and short rotation woody crops	-	-
Other crops and hay	2	(D)
Poultry and eggs	5	5
Cattle and calves	3	22
Milk and other dairy products from cows	-	-
Hogs and pigs	1	(D)
Sheep, goats, and their products	2	(D)
Horses, ponies, mules, burros, and donkeys	2	(D)
Aquaculture	-	-
Other animals and other animal products	-	-
TOP CROP ITEMS (acres)		
Corn for grain	12	2,086
Soybeans for beans	10	1,554
Wheat for grain, all	1	(D)
Forage - land used for all hay and haylage, grass silage, and greenchop	2	(D)
Corn for silage or greenchop	1	(D)
TOP LIVESTOCK INVENTORY ITEMS (number)		
Hogs and pigs	1	(D)
Cattle and calves	3	(D)
Layers	5	93
Rabbits and their pelts	2	(D)
Horses and ponies	9	35

Operator Characteristics

Item	Quantity
Primary occupation:	
Farming	36
Other	41
Days worked off farm:	
None	40
Any	37
Years on present farm:	
2 years or less	12
3 to 4 years	3
5 to 9 years	17
10 years or more	45
Age group:	
Under 45 years	28
45 to 64 years	22
65 years and over	27
Average age of principal operator (years)	58.3

Economic Characteristics

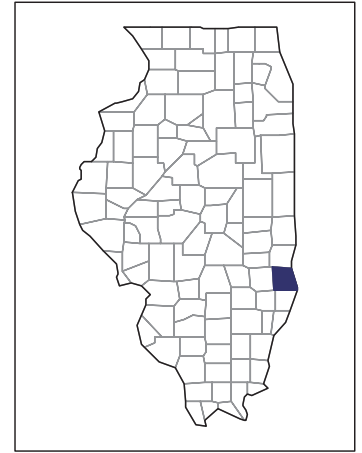
Item	Quantity
Farms by value of sales:	
Less than \$1,000	59
\$1,000 to \$2,499	2
\$2,500 to \$4,999	-
\$5,000 to \$9,999	1
\$10,000 to \$49,999	9
\$50,000 to \$99,999	4
\$100,000 to \$249,999	-
\$250,000 to \$499,999	-
\$500,000 or more	2
Total farm production expenses (\$1,000)	1,936
Average per farm (\$)	25,140
Net cash farm income of operation (\$1,000)	694
Average per farm (\$)	9,012
Value of agricultural products sold directly to individuals for human consumption (\$1,000)	(D)
Total organic product sales (\$1,000)	-
Total income from farm-related sources, gross before taxes and expenses (\$1,000)	168

See "Census of Agriculture, Volume 1, Geographic Area Series" for complete footnotes, explanations, definitions, and methodology.
(D) Cannot be disclosed. (Z) Less than half of the unit shown.

2007 CENSUS *OF* **AGRICULTURE**

Crawford County – Illinois

Farms with Spanish, Hispanic, or Latino Operators Compared with All Farms



Data are not available at this geographic level for farms with Spanish, Hispanic, or Latino operators.



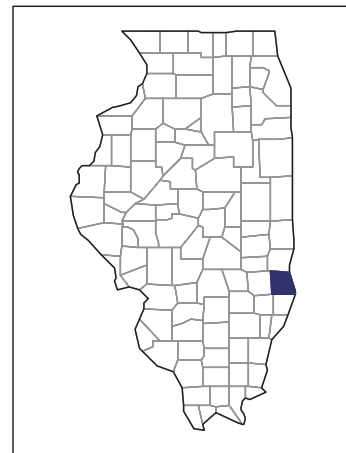
United States Department of Agriculture
National Agricultural Statistics Service

www.agcensus.usda.gov

2007 CENSUS *OF* AGRICULTURE

Crawford County – Illinois

Farms with American Indian or Alaska Native Operators Compared with All Farms



Data are not available at this geographic level for farms with American Indian or Alaska Native operators.



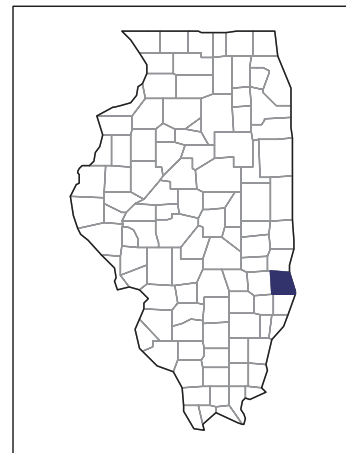
United States Department of Agriculture
National Agricultural Statistics Service

www.agcensus.usda.gov

2007 CENSUS *OF* **AGRICULTURE**

Crawford County – Illinois

**Farms with Asian Operators
Compared with All Farms**



Data are not available at this geographic level for farms with Asian operators.



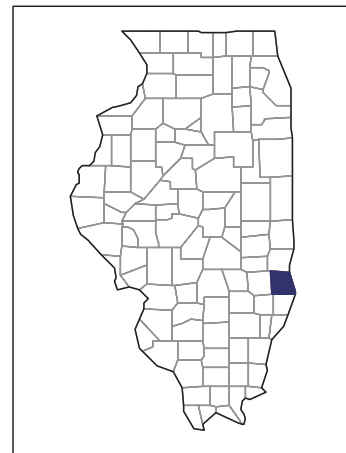
United States Department of Agriculture
National Agricultural Statistics Service

www.agcensus.usda.gov

2007 CENSUS *OF* AGRICULTURE

Crawford County – Illinois

**Farms with Black or African American
Operators Compared with All Farms**



Data are not available at this geographic level for farms with Black or African American operators.



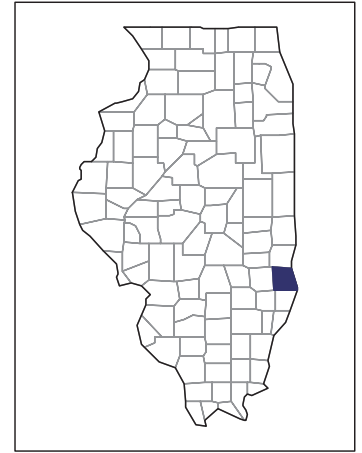
United States Department of Agriculture
National Agricultural Statistics Service

www.agcensus.usda.gov

2007 CENSUS *OF* **AGRICULTURE**

Crawford County – Illinois

Farms with Native Hawaiian or Other Pacific Islander Operators Compared with All Farms



Data are not available at this geographic level for farms with Native Hawaiian or Other Pacific Islander operators.



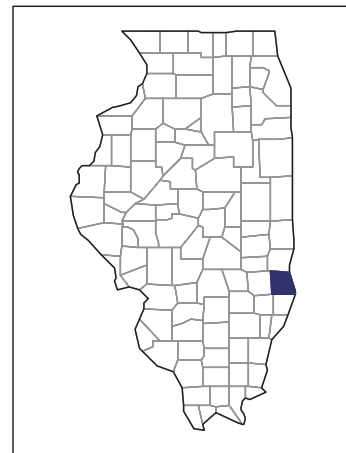
United States Department of Agriculture
National Agricultural Statistics Service

www.agcensus.usda.gov

2007 CENSUS OF AGRICULTURE

Crawford County – Illinois

**Farms with White Operators
Compared with All Farms**



Data are not available at this geographic level for farms with White operators.



United States Department of Agriculture
National Agricultural Statistics Service

www.agcensus.usda.gov

