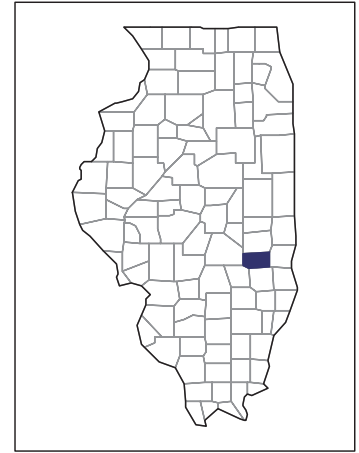


2007 CENSUS OF AGRICULTURE



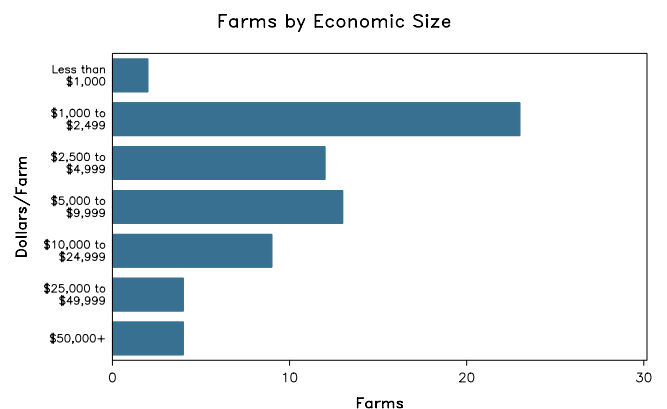
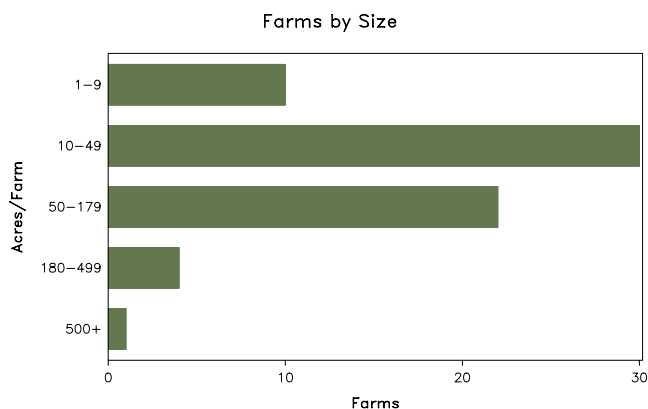
Cumberland County – Illinois

Farms with Women Principal Operators Compared with All Farms

	Women Principal Operators	All Farms
Number of Farms	67	654
Land in Farms	4,159 acres	144,981 acres
Average Size of Farm	62 acres	222 acres
Market Value of Products Sold	\$708,000	\$71,817,000
Crop Sales	\$564,000	\$50,514,000
Livestock Sales	\$145,000	\$21,303,000
Average Per Farm	\$10,570	\$109,811
Government Payments	\$177,000	\$3,343,000
Average Per Farm Receiving Payments	\$3,278	\$6,179

See footnotes on reverse page.

Farms with Women Principal Operators



2007 CENSUS OF AGRICULTURE

Cumberland County – Illinois Farms with Women Principal Operators

Selected Highlights

Item	Farms	Quantity
MARKET VALUE OF AGRICULTURAL PRODUCTS SOLD (\$1,000)		
Total value of agricultural products sold	67	708
Value of crops including nursery and greenhouse	26	564
Value of livestock, poultry, and their products	12	145
VALUE OF SALES BY COMMODITY GROUP (\$1,000)		
Grains, oilseeds, dry beans, and dry peas	20	(D)
Tobacco	-	-
Cotton and cottonseed	-	-
Vegetables, melons, potatoes and sweet potatoes	-	-
Fruits, tree nuts, and berries	1	(D)
Nursery, greenhouse, floriculture, and sod	1	(D)
Cut Christmas trees and short rotation woody crops	1	(D)
Other crops and hay	6	(D)
Poultry and eggs	4	(D)
Cattle and calves	7	29
Milk and other dairy products from cows	-	-
Hogs and pigs	3	(D)
Sheep, goats, and their products	3	1
Horses, ponies, mules, burros, and donkeys	2	(D)
Aquaculture	-	-
Other animals and other animal products	3	(D)
TOP CROP ITEMS (acres)		
Soybeans for beans	9	711
Corn for grain	12	574
Forage - land used for all hay and haylage, grass silage, and greenchop	8	104
Wheat for grain, all	2	(D)
Short-rotation woody crops	1	(D)
TOP LIVESTOCK INVENTORY ITEMS (number)		
Broilers and other meat-type chickens	1	(D)
Rabbits and their pelts	2	(D)
Cattle and calves	9	75
Layers	3	(D)
Ducks	1	(D)

Operator Characteristics

Item	Quantity
Primary occupation:	
Farming	13
Other	54
Days worked off farm:	
None	28
Any	39
Years on present farm:	
2 years or less	-
3 to 4 years	2
5 to 9 years	13
10 years or more	52
Age group:	
Under 45 years	13
45 to 64 years	20
65 years and over	34
Average age of principal operator (years)	62.9

Economic Characteristics

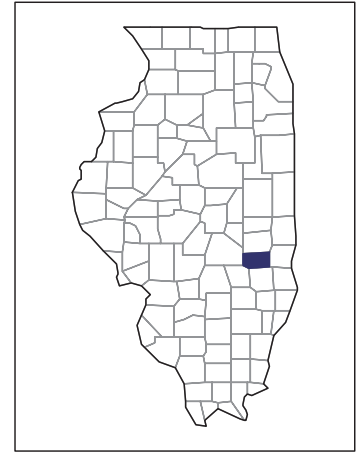
Item	Quantity
Farms by value of sales:	
Less than \$1,000	33
\$1,000 to \$2,499	9
\$2,500 to \$4,999	4
\$5,000 to \$9,999	6
\$10,000 to \$49,999	11
\$50,000 to \$99,999	3
\$100,000 to \$249,999	1
\$250,000 to \$499,999	-
\$500,000 or more	-
Total farm production expenses (\$1,000)	727
Average per farm (\$)	10,855
Net cash farm income of operation (\$1,000)	710
Average per farm (\$)	10,593
Value of agricultural products sold directly to individuals for human consumption (\$1,000)	15
Total organic product sales (\$1,000)	-
Total income from farm-related sources, gross before taxes and expenses (\$1,000)	552

See "Census of Agriculture, Volume 1, Geographic Area Series" for complete footnotes, explanations, definitions, and methodology.
(D) Cannot be disclosed. (Z) Less than half of the unit shown.

2007 CENSUS OF AGRICULTURE

Cumberland County – Illinois

Farms with Spanish, Hispanic, or Latino Operators Compared with All Farms



Data are not available at this geographic level for farms with Spanish, Hispanic, or Latino operators.



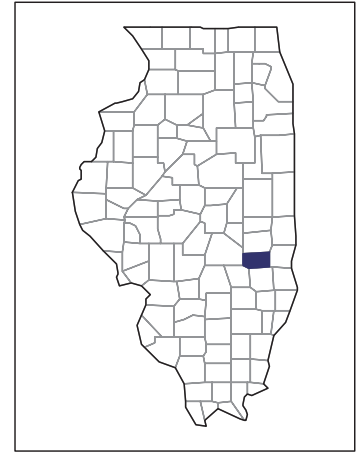
United States Department of Agriculture
National Agricultural Statistics Service

www.agcensus.usda.gov

2007 CENSUS OF AGRICULTURE

Cumberland County – Illinois

Farms with American Indian or Alaska Native Operators Compared with All Farms



Data are not available at this geographic level for farms with American Indian or Alaska Native operators.



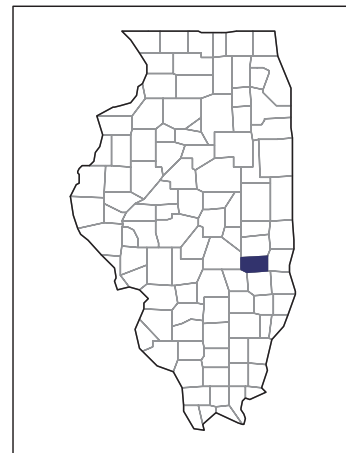
United States Department of Agriculture
National Agricultural Statistics Service

www.agcensus.usda.gov

2007 CENSUS OF AGRICULTURE

Cumberland County – Illinois

**Farms with Asian Operators
Compared with All Farms**



Data are not available at this geographic level for farms with Asian operators.



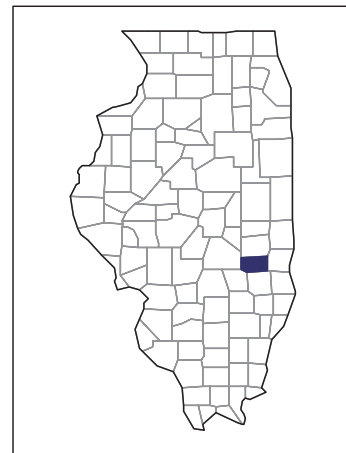
United States Department of Agriculture
National Agricultural Statistics Service

www.agcensus.usda.gov

2007 CENSUS OF AGRICULTURE

Cumberland County – Illinois

Farms with Black or African American Operators Compared with All Farms



Data are not available at this geographic level for farms with Black or African American operators.



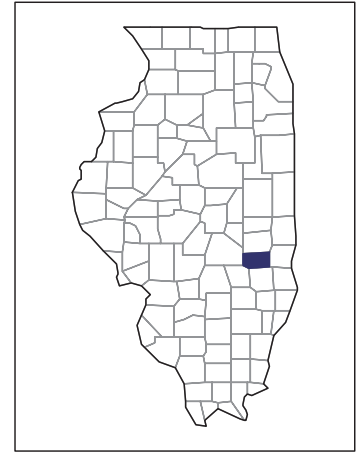
United States Department of Agriculture
National Agricultural Statistics Service

www.agcensus.usda.gov

2007 CENSUS OF AGRICULTURE

Cumberland County – Illinois

Farms with Native Hawaiian or Other Pacific Islander Operators Compared with All Farms



Data are not available at this geographic level for farms with Native Hawaiian or Other Pacific Islander operators.



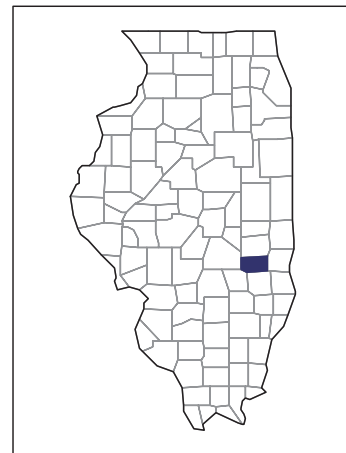
United States Department of Agriculture
National Agricultural Statistics Service

www.agcensus.usda.gov

2007 CENSUS OF AGRICULTURE

Cumberland County – Illinois

Farms with White Operators Compared with All Farms



Data are not available at this geographic level for farms with White operators.



United States Department of Agriculture
National Agricultural Statistics Service

www.agcensus.usda.gov

