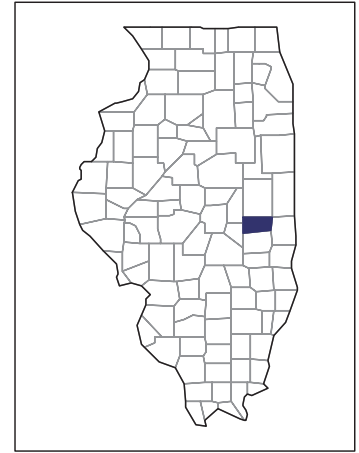


2007 CENSUS OF AGRICULTURE



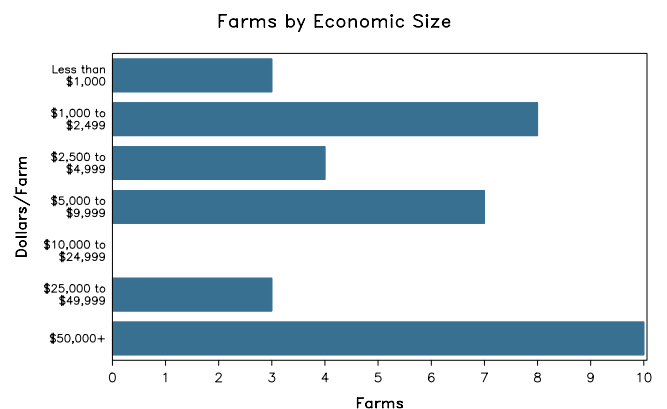
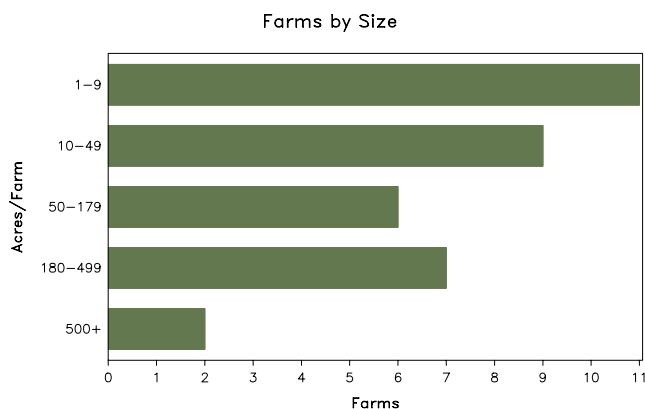
Douglas County – Illinois

Farms with Women Principal Operators Compared with All Farms

	Women Principal Operators	All Farms
Number of Farms	35	657
Land in Farms	4,104 acres	261,513 acres
Average Size of Farm	117 acres	398 acres
Market Value of Products Sold	\$2,544,000	\$133,949,000
Crop Sales	(D)	\$126,701,000
Livestock Sales	(D)	\$7,249,000
Average Per Farm	\$72,699	\$203,880
Government Payments	\$87,000	\$4,785,000
Average Per Farm Receiving Payments	\$3,961	\$10,379

See footnotes on reverse page.

Farms with Women Principal Operators



2007 CENSUS OF AGRICULTURE

Douglas County – Illinois Farms with Women Principal Operators

Selected Highlights

Item	Farms	Quantity
MARKET VALUE OF AGRICULTURAL PRODUCTS SOLD (\$1,000)		
Total value of agricultural products sold	35	2,544
Value of crops including nursery and greenhouse	22	(D)
Value of livestock, poultry, and their products	10	(D)
VALUE OF SALES BY COMMODITY GROUP (\$1,000)		
Grains, oilseeds, dry beans, and dry peas	18	(D)
Tobacco	-	-
Cotton and cottonseed	-	-
Vegetables, melons, potatoes and sweet potatoes	5	25
Fruits, tree nuts, and berries	-	-
Nursery, greenhouse, floriculture, and sod	5	5
Cut Christmas trees and short rotation woody crops	-	-
Other crops and hay	4	(D)
Poultry and eggs	8	(D)
Cattle and calves	1	(D)
Milk and other dairy products from cows	1	(D)
Hogs and pigs	-	-
Sheep, goats, and their products	1	(D)
Horses, ponies, mules, burros, and donkeys	-	-
Aquaculture	-	-
Other animals and other animal products	-	-
TOP CROP ITEMS (acres)		
Corn for grain	18	2,074
Soybeans for beans	13	1,436
Forage - land used for all hay and haylage, grass silage, and greenchop	6	107
Corn for silage or greenchop	1	(D)
Vegetables harvested for sale	5	12
TOP LIVESTOCK INVENTORY ITEMS (number)		
Layers	3	291
Broilers and other meat-type chickens	5	275
Cattle and calves	1	(D)
Sheep and lambs	1	(D)
Horses and ponies	8	28

Operator Characteristics

Item	Quantity
Primary occupation:	
Farming	22
Other	13
Days worked off farm:	
None	22
Any	13
Years on present farm:	
2 years or less	2
3 to 4 years	-
5 to 9 years	3
10 years or more	30
Age group:	
Under 45 years	-
45 to 64 years	22
65 years and over	13
Average age of principal operator (years)	63.5

Economic Characteristics

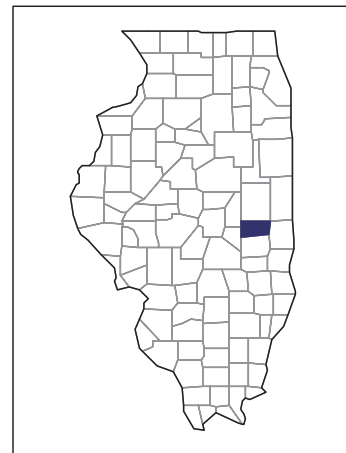
Item	Quantity
Farms by value of sales:	
Less than \$1,000	9
\$1,000 to \$2,499	5
\$2,500 to \$4,999	3
\$5,000 to \$9,999	5
\$10,000 to \$49,999	3
\$50,000 to \$99,999	3
\$100,000 to \$249,999	4
\$250,000 to \$499,999	2
\$500,000 or more	1
Total farm production expenses (\$1,000)	1,217
Average per farm (\$)	34,781
Net cash farm income of operation (\$1,000)	1,489
Average per farm (\$)	42,545
Value of agricultural products sold directly to individuals for human consumption (\$1,000)	26
Total organic product sales (\$1,000)	-
Total income from farm-related sources, gross before taxes and expenses (\$1,000)	75

See "Census of Agriculture, Volume 1, Geographic Area Series" for complete footnotes, explanations, definitions, and methodology.
(D) Cannot be disclosed. (Z) Less than half of the unit shown.

2007 CENSUS OF AGRICULTURE

Douglas County – Illinois

Farms with Spanish, Hispanic, or Latino Operators Compared with All Farms



Data are not available at this geographic level for farms with Spanish, Hispanic, or Latino operators.



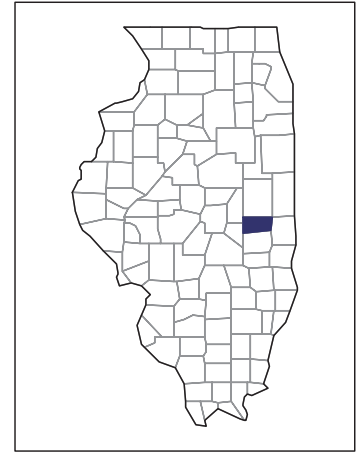
United States Department of Agriculture
National Agricultural Statistics Service

www.agcensus.usda.gov

2007 CENSUS OF AGRICULTURE

Douglas County – Illinois

Farms with American Indian or Alaska Native Operators Compared with All Farms



Data are not available at this geographic level for farms with American Indian or Alaska Native operators.



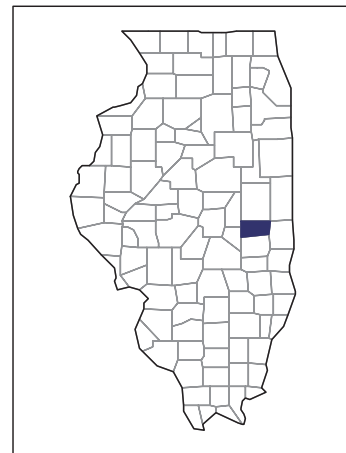
United States Department of Agriculture
National Agricultural Statistics Service

www.agcensus.usda.gov

2007 CENSUS *OF* **AGRICULTURE**

Douglas County – Illinois

**Farms with Asian Operators
Compared with All Farms**



Data are not available at this geographic level for farms with Asian operators.



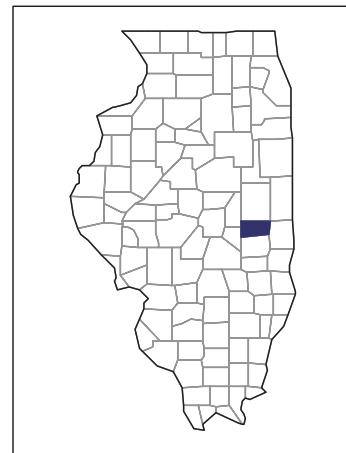
United States Department of Agriculture
National Agricultural Statistics Service

www.agcensus.usda.gov

2007 CENSUS OF AGRICULTURE

Douglas County – Illinois

Farms with Black or African American Operators Compared with All Farms



Data are not available at this geographic level for farms with Black or African American operators.



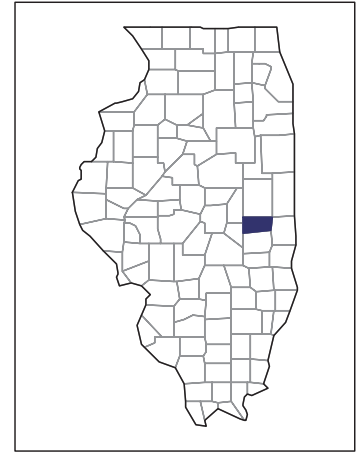
United States Department of Agriculture
National Agricultural Statistics Service

www.agcensus.usda.gov

2007 CENSUS *OF* AGRICULTURE

Douglas County – Illinois

Farms with Native Hawaiian or Other Pacific Islander Operators Compared with All Farms



Data are not available at this geographic level for farms with Native Hawaiian or Other Pacific Islander operators.



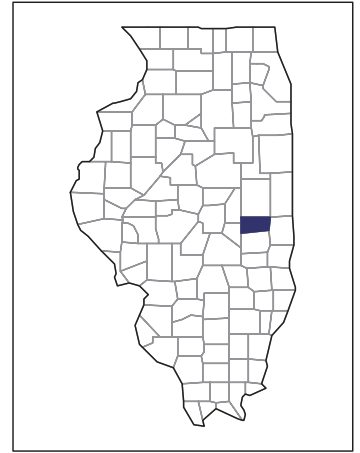
United States Department of Agriculture
National Agricultural Statistics Service

www.agcensus.usda.gov

2007 CENSUS OF AGRICULTURE

Douglas County – Illinois

**Farms with White Operators
Compared with All Farms**



Data are not available at this geographic level for farms with White operators.



United States Department of Agriculture
National Agricultural Statistics Service

www.agcensus.usda.gov

