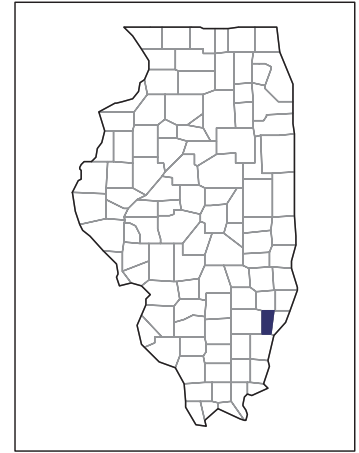


2007 CENSUS OF AGRICULTURE



Edwards County – Illinois

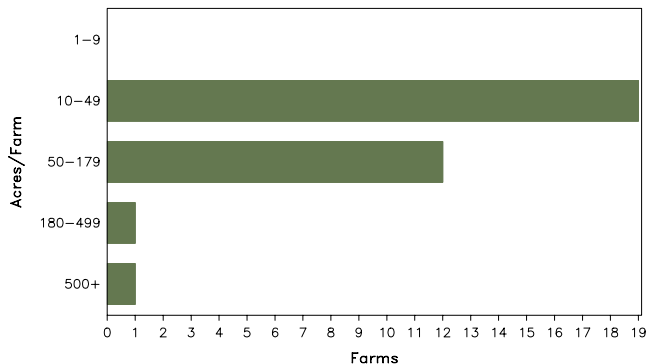
Farms with Women Principal Operators Compared with All Farms

	Women Principal Operators	All Farms
Number of Farms	33	365
Land in Farms	3,012 acres	116,690 acres
Average Size of Farm	91 acres	320 acres
Market Value of Products Sold	(D)	\$32,838,000
Crop Sales	(D)	\$28,630,000
Livestock Sales	(D)	\$4,207,000
Average Per Farm	(D)	\$89,967
Government Payments	\$103,000	\$2,237,000
Average Per Farm Receiving Payments	\$3,429	\$7,333

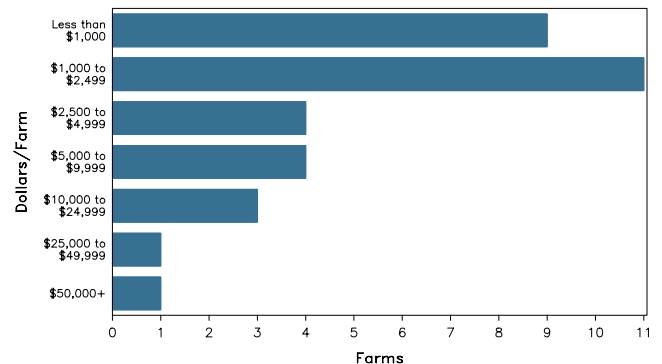
See footnotes on reverse page.

Farms with Women Principal Operators

Farms by Size



Farms by Economic Size



2007 CENSUS OF AGRICULTURE

Edwards County – Illinois Farms with Women Principal Operators

Selected Highlights

Item	Farms	Quantity
MARKET VALUE OF AGRICULTURAL PRODUCTS SOLD (\$1,000)		
Total value of agricultural products sold	33	(D)
Value of crops including nursery and greenhouse	7	(D)
Value of livestock, poultry, and their products	3	(D)
VALUE OF SALES BY COMMODITY GROUP (\$1,000)		
Grains, oilseeds, dry beans, and dry peas	2	(D)
Tobacco	-	-
Cotton and cottonseed	-	-
Vegetables, melons, potatoes and sweet potatoes	1	(D)
Fruits, tree nuts, and berries	1	(D)
Nursery, greenhouse, floriculture, and sod	1	(D)
Cut Christmas trees and short rotation woody crops	-	-
Other crops and hay	3	1
Poultry and eggs	-	-
Cattle and calves	2	(D)
Milk and other dairy products from cows	-	-
Hogs and pigs	-	-
Sheep, goats, and their products	-	-
Horses, ponies, mules, burros, and donkeys	1	(D)
Aquaculture	-	-
Other animals and other animal products	-	-
TOP CROP ITEMS (acres)		
Soybeans for beans	2	(D)
Corn for grain	2	(D)
Forage - land used for all hay and haylage, grass silage, and greenchop	6	91
Land in berries	1	(D)
Vegetables harvested for sale	1	(D)
TOP LIVESTOCK INVENTORY ITEMS (number)		
Cattle and calves	3	(D)
Horses and ponies	2	(D)

Operator Characteristics

Item	Quantity
Primary occupation:	
Farming	6
Other	27
Days worked off farm:	
None	17
Any	16
Years on present farm:	
2 years or less	-
3 to 4 years	3
5 to 9 years	5
10 years or more	25
Age group:	
Under 45 years	3
45 to 64 years	18
65 years and over	12
Average age of principal operator (years)	61.8

Economic Characteristics

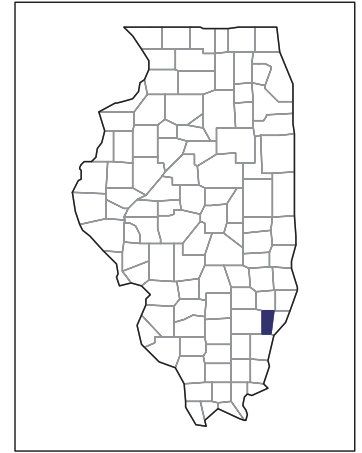
Item	Quantity
Farms by value of sales:	
Less than \$1,000	28
\$1,000 to \$2,499	-
\$2,500 to \$4,999	1
\$5,000 to \$9,999	1
\$10,000 to \$49,999	2
\$50,000 to \$99,999	-
\$100,000 to \$249,999	-
\$250,000 to \$499,999	1
\$500,000 or more	-
Total farm production expenses (\$1,000)	309
Average per farm (\$)	9,374
Net cash farm income of operation (\$1,000)	218
Average per farm (\$)	6,610
Value of agricultural products sold directly to individuals for human consumption (\$1,000)	(D)
Total organic product sales (\$1,000)	-
Total income from farm-related sources, gross before taxes and expenses (\$1,000)	86

See "Census of Agriculture, Volume 1, Geographic Area Series" for complete footnotes, explanations, definitions, and methodology.
(D) Cannot be disclosed. (Z) Less than half of the unit shown.

2007 CENSUS *OF* AGRICULTURE

Edwards County – Illinois

Farms with Spanish, Hispanic, or Latino Operators Compared with All Farms



Data are not available at this geographic level for farms with Spanish, Hispanic, or Latino operators.



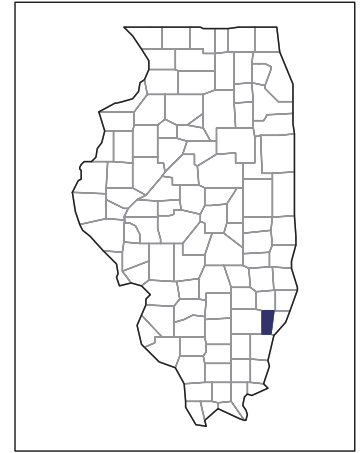
United States Department of Agriculture
National Agricultural Statistics Service

www.agcensus.usda.gov

2007 CENSUS OF AGRICULTURE

Edwards County – Illinois

Farms with American Indian or Alaska Native Operators Compared with All Farms



Data are not available at this geographic level for farms with American Indian or Alaska Native operators.



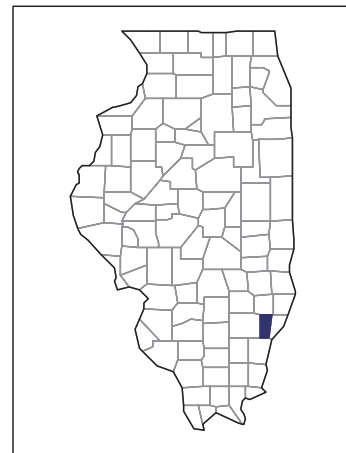
United States Department of Agriculture
National Agricultural Statistics Service

www.agcensus.usda.gov

2007 CENSUS OF AGRICULTURE

Edwards County – Illinois

Farms with Asian Operators
Compared with All Farms



Data are not available at this geographic level for farms with Asian operators.



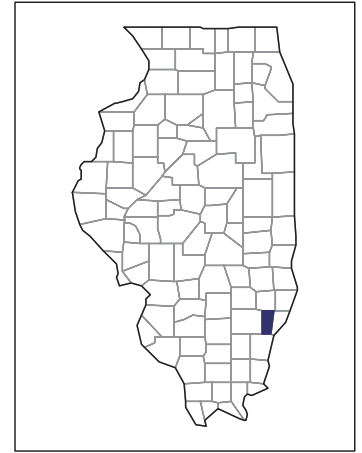
United States Department of Agriculture
National Agricultural Statistics Service

www.agcensus.usda.gov

2007 CENSUS *OF* **AGRICULTURE**

Edwards County – Illinois

**Farms with Black or African American
Operators Compared with All Farms**



Data are not available at this geographic level for farms with Black or African American operators.



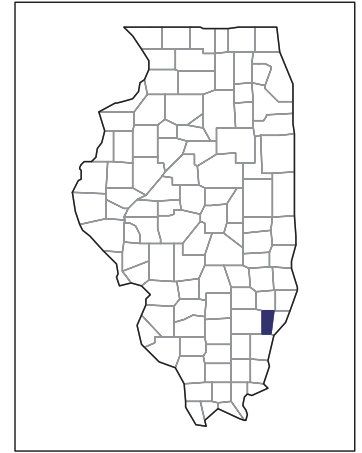
United States Department of Agriculture
National Agricultural Statistics Service

www.agcensus.usda.gov

2007 CENSUS *OF* **AGRICULTURE**

Edwards County – Illinois

Farms with Native Hawaiian or Other Pacific Islander Operators Compared with All Farms



Data are not available at this geographic level for farms with Native Hawaiian or Other Pacific Islander operators.



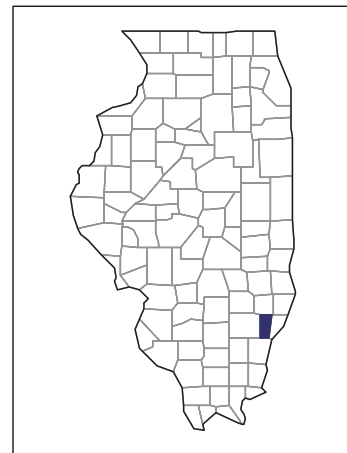
United States Department of Agriculture
National Agricultural Statistics Service

www.agcensus.usda.gov

2007 CENSUS *OF* AGRICULTURE

Edwards County – Illinois

**Farms with White Operators
Compared with All Farms**



Data are not available at this geographic level for farms with White operators.



United States Department of Agriculture
National Agricultural Statistics Service

www.agcensus.usda.gov

