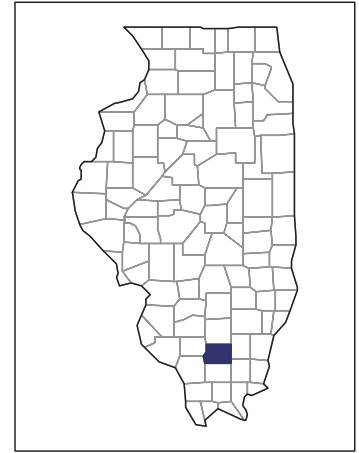


2007 CENSUS OF AGRICULTURE



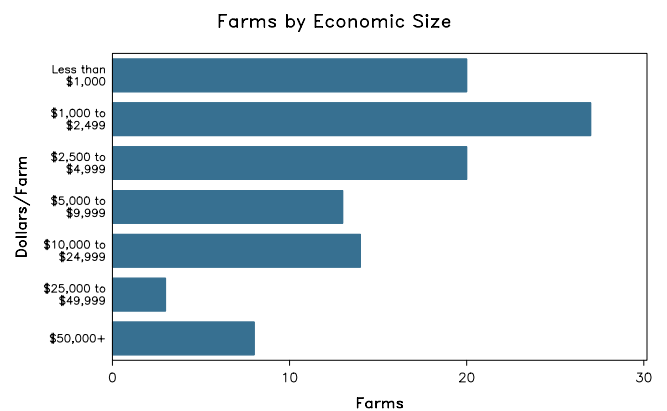
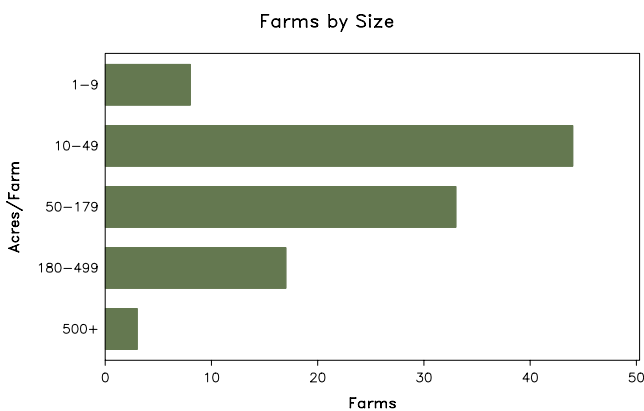
Franklin County – Illinois

Farms with Women Principal Operators Compared with All Farms

	Women Principal Operators	All Farms
Number of Farms	105	785
Land in Farms	12,292 acres	207,877 acres
Average Size of Farm	117 acres	265 acres
Market Value of Products Sold	\$1,473,000	\$56,626,000
Crop Sales	\$1,348,000	\$45,490,000
Livestock Sales	\$125,000	\$11,137,000
Average Per Farm	\$14,028	\$72,135
Government Payments	\$379,000	\$3,772,000
Average Per Farm Receiving Payments	\$4,457	\$7,063

See footnotes on reverse page.

Farms with Women Principal Operators



2007 CENSUS OF AGRICULTURE

Franklin County – Illinois Farms with Women Principal Operators

Selected Highlights

Item	Farms	Quantity
MARKET VALUE OF AGRICULTURAL PRODUCTS SOLD (\$1,000)		
Total value of agricultural products sold	105	1,473
Value of crops including nursery and greenhouse	39	1,348
Value of livestock, poultry, and their products	12	125
VALUE OF SALES BY COMMODITY GROUP (\$1,000)		
Grains, oilseeds, dry beans, and dry peas	28	(D)
Tobacco	-	-
Cotton and cottonseed	-	-
Vegetables, melons, potatoes and sweet potatoes	1	(D)
Fruits, tree nuts, and berries	1	(D)
Nursery, greenhouse, floriculture, and sod	1	(D)
Cut Christmas trees and short rotation woody crops	-	-
Other crops and hay	11	17
Poultry and eggs	-	-
Cattle and calves	8	(D)
Milk and other dairy products from cows	1	(D)
Hogs and pigs	1	(D)
Sheep, goats, and their products	-	-
Horses, ponies, mules, burros, and donkeys	3	(D)
Aquaculture	-	-
Other animals and other animal products	1	(D)
TOP CROP ITEMS (acres)		
Soybeans for beans	23	2,616
Corn for grain	15	1,933
Wheat for grain, all	14	1,372
Forage - land used for all hay and haylage, grass silage, and greenchop	20	584
Oats for grain	1	(D)
TOP LIVESTOCK INVENTORY ITEMS (number)		
Cattle and calves	11	438
Horses and ponies	15	120
Rabbits and their pelts	4	11
Goats, all	1	(D)
Colonies of bees	2	(D)

Operator Characteristics

Item	Quantity
Primary occupation:	
Farming	25
Other	80
Days worked off farm:	
None	46
Any	59
Years on present farm:	
2 years or less	4
3 to 4 years	6
5 to 9 years	30
10 years or more	65
Age group:	
Under 45 years	7
45 to 64 years	47
65 years and over	51
Average age of principal operator (years)	63.9

Economic Characteristics

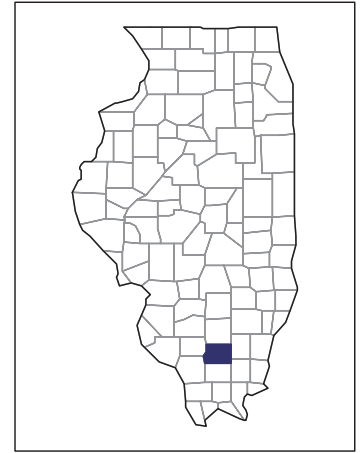
Item	Quantity
Farms by value of sales:	
Less than \$1,000	68
\$1,000 to \$2,499	12
\$2,500 to \$4,999	7
\$5,000 to \$9,999	4
\$10,000 to \$49,999	6
\$50,000 to \$99,999	1
\$100,000 to \$249,999	6
\$250,000 to \$499,999	1
\$500,000 or more	-
Total farm production expenses (\$1,000)	1,444
Average per farm (\$)	13,752
Net cash farm income of operation (\$1,000)	546
Average per farm (\$)	5,205
Value of agricultural products sold directly to individuals for human consumption (\$1,000)	(D)
Total organic product sales (\$1,000)	-
Total income from farm-related sources, gross before taxes and expenses (\$1,000)	139

See "Census of Agriculture, Volume 1, Geographic Area Series" for complete footnotes, explanations, definitions, and methodology.
(D) Cannot be disclosed. (Z) Less than half of the unit shown.

2007 CENSUS *OF* **AGRICULTURE**

Franklin County – Illinois

Farms with Spanish, Hispanic, or Latino Operators Compared with All Farms



Data are not available at this geographic level for farms with Spanish, Hispanic, or Latino operators.



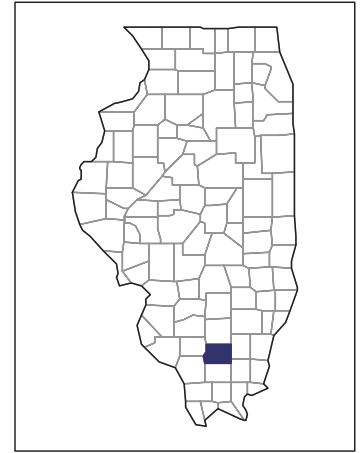
United States Department of Agriculture
National Agricultural Statistics Service

www.agcensus.usda.gov

2007 CENSUS OF AGRICULTURE

Franklin County – Illinois

Farms with American Indian or Alaska Native Operators Compared with All Farms



Data are not available at this geographic level for farms with American Indian or Alaska Native operators.



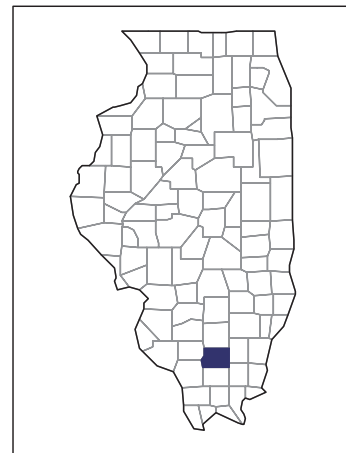
United States Department of Agriculture
National Agricultural Statistics Service

www.agcensus.usda.gov

2007 CENSUS OF AGRICULTURE

Franklin County – Illinois

**Farms with Asian Operators
Compared with All Farms**



Data are not available at this geographic level for farms with Asian operators.



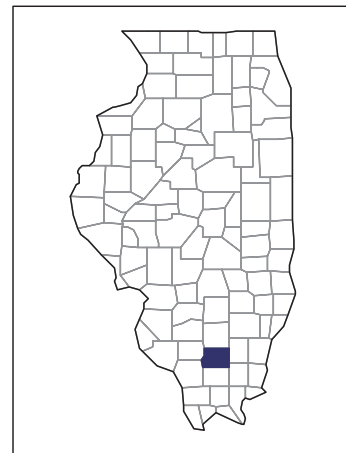
United States Department of Agriculture
National Agricultural Statistics Service

www.agcensus.usda.gov

2007 CENSUS OF AGRICULTURE

Franklin County – Illinois

Farms with Black or African American Operators Compared with All Farms



Data are not available at this geographic level for farms with Black or African American operators.



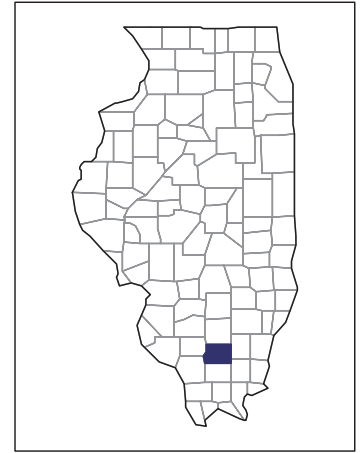
United States Department of Agriculture
National Agricultural Statistics Service

www.agcensus.usda.gov

2007 CENSUS *OF* **AGRICULTURE**

Franklin County – Illinois

Farms with Native Hawaiian or Other Pacific Islander Operators Compared with All Farms



Data are not available at this geographic level for farms with Native Hawaiian or Other Pacific Islander operators.



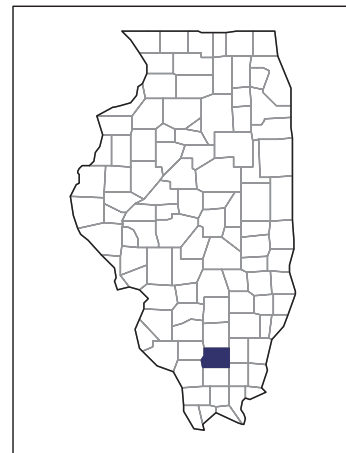
United States Department of Agriculture
National Agricultural Statistics Service

www.agcensus.usda.gov

2007 CENSUS OF AGRICULTURE

Franklin County – Illinois

**Farms with White Operators
Compared with All Farms**



Data are not available at this geographic level for farms with White operators.



United States Department of Agriculture
National Agricultural Statistics Service

www.agcensus.usda.gov

