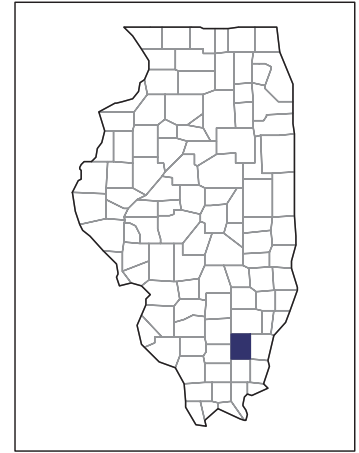


2007 CENSUS OF AGRICULTURE



Hamilton County – Illinois

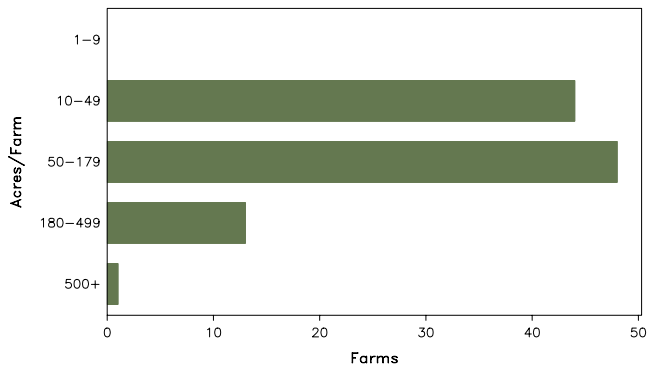
Farms with Women Principal Operators Compared with All Farms

	Women Principal Operators	All Farms
Number of Farms	106	685
Land in Farms	9,966 acres	219,873 acres
Average Size of Farm	94 acres	321 acres
Market Value of Products Sold	\$459,000	\$65,352,000
Crop Sales	(D)	\$52,936,000
Livestock Sales	(D)	\$12,416,000
Average Per Farm	\$4,329	\$95,405
Government Payments	\$376,000	\$4,309,000
Average Per Farm Receiving Payments	\$4,044	\$7,573

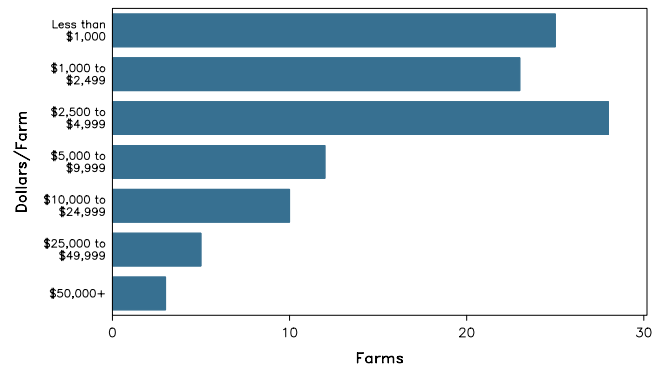
See footnotes on reverse page.

Farms with Women Principal Operators

Farms by Size



Farms by Economic Size



2007 CENSUS OF AGRICULTURE

Hamilton County – Illinois Farms with Women Principal Operators

Selected Highlights

Item	Farms	Quantity
MARKET VALUE OF AGRICULTURAL PRODUCTS SOLD (\$1,000)		
Total value of agricultural products sold	106	459
Value of crops including nursery and greenhouse	21	(D)
Value of livestock, poultry, and their products	7	(D)
VALUE OF SALES BY COMMODITY GROUP (\$1,000)		
Grains, oilseeds, dry beans, and dry peas	19	402
Tobacco	-	-
Cotton and cottonseed	-	-
Vegetables, melons, potatoes and sweet potatoes	-	-
Fruits, tree nuts, and berries	1	(D)
Nursery, greenhouse, floriculture, and sod	-	-
Cut Christmas trees and short rotation woody crops	-	-
Other crops and hay	5	(D)
Poultry and eggs	1	(D)
Cattle and calves	5	(D)
Milk and other dairy products from cows	-	-
Hogs and pigs	-	-
Sheep, goats, and their products	-	-
Horses, ponies, mules, burros, and donkeys	1	(D)
Aquaculture	-	-
Other animals and other animal products	-	-
TOP CROP ITEMS (acres)		
Soybeans for beans	14	837
Corn for grain	7	407
Forage - land used for all hay and haylage, grass silage, and greenchop	8	181
Sorghum for grain	2	(D)
Wheat for grain, all	1	(D)
TOP LIVESTOCK INVENTORY ITEMS (number)		
Cattle and calves	5	179
Horses and ponies	7	41
Layers	1	(D)
Mules, burros, and donkeys	2	(D)

Operator Characteristics

Item	Quantity
Primary occupation:	
Farming	17
Other	89
Days worked off farm:	
None	61
Any	45
Years on present farm:	
2 years or less	6
3 to 4 years	13
5 to 9 years	16
10 years or more	71
Age group:	
Under 45 years	11
45 to 64 years	49
65 years and over	46
Average age of principal operator (years)	63.3

Economic Characteristics

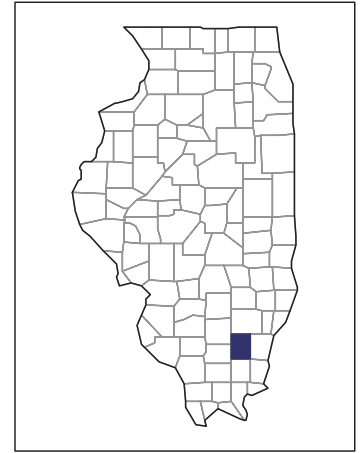
Item	Quantity
Farms by value of sales:	
Less than \$1,000	86
\$1,000 to \$2,499	3
\$2,500 to \$4,999	2
\$5,000 to \$9,999	3
\$10,000 to \$49,999	10
\$50,000 to \$99,999	1
\$100,000 to \$249,999	1
\$250,000 to \$499,999	-
\$500,000 or more	-
Total farm production expenses (\$1,000)	686
Average per farm (\$)	6,469
Net cash farm income of operation (\$1,000)	473
Average per farm (\$)	4,466
Value of agricultural products sold directly to individuals for human consumption (\$1,000)	-
Total organic product sales (\$1,000)	-
Total income from farm-related sources, gross before taxes and expenses (\$1,000)	324

See "Census of Agriculture, Volume 1, Geographic Area Series" for complete footnotes, explanations, definitions, and methodology.
(D) Cannot be disclosed. (Z) Less than half of the unit shown.

2007 CENSUS *OF* **AGRICULTURE**

Hamilton County – Illinois

Farms with Spanish, Hispanic, or Latino Operators Compared with All Farms



Data are not available at this geographic level for farms with Spanish, Hispanic, or Latino operators.



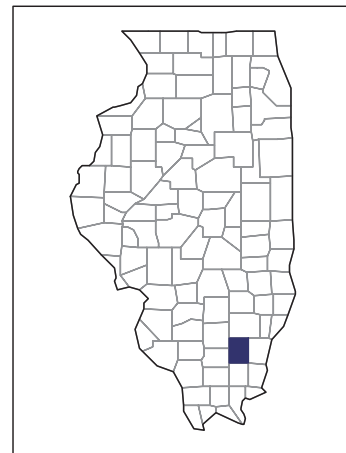
United States Department of Agriculture
National Agricultural Statistics Service

www.agcensus.usda.gov

2007 CENSUS *OF* AGRICULTURE

Hamilton County – Illinois

Farms with American Indian or Alaska Native Operators Compared with All Farms



Data are not available at this geographic level for farms with American Indian or Alaska Native operators.



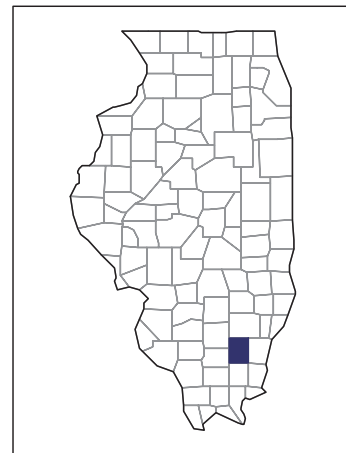
United States Department of Agriculture
National Agricultural Statistics Service

www.agcensus.usda.gov

2007 CENSUS *OF* AGRICULTURE

Hamilton County – Illinois

**Farms with Asian Operators
Compared with All Farms**



Data are not available at this geographic level for farms with Asian operators.



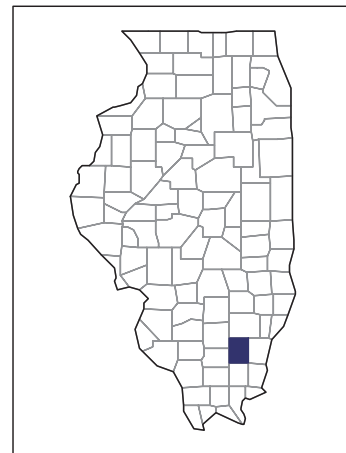
United States Department of Agriculture
National Agricultural Statistics Service

www.agcensus.usda.gov

2007 CENSUS OF AGRICULTURE

Hamilton County – Illinois

Farms with Black or African American Operators Compared with All Farms



Data are not available at this geographic level for farms with Black or African American operators.



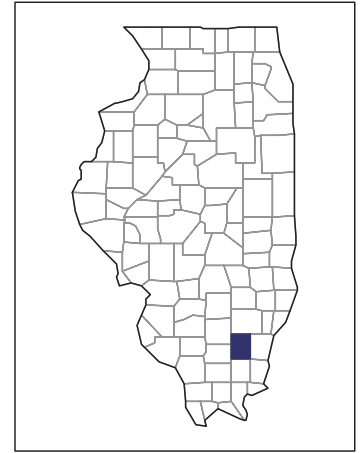
United States Department of Agriculture
National Agricultural Statistics Service

www.agcensus.usda.gov

2007 CENSUS OF AGRICULTURE

Hamilton County – Illinois

Farms with Native Hawaiian or Other Pacific Islander Operators Compared with All Farms



Data are not available at this geographic level for farms with Native Hawaiian or Other Pacific Islander operators.



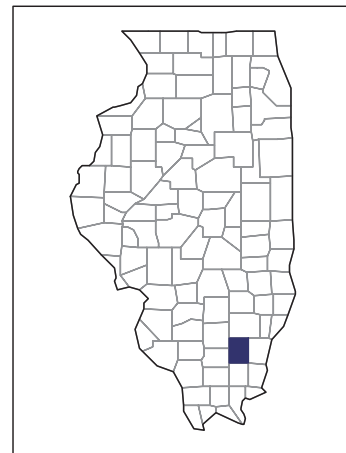
United States Department of Agriculture
National Agricultural Statistics Service

www.agcensus.usda.gov

2007 CENSUS *OF* AGRICULTURE

Hamilton County – Illinois

**Farms with White Operators
Compared with All Farms**



Data are not available at this geographic level for farms with White operators.



United States Department of Agriculture
National Agricultural Statistics Service

www.agcensus.usda.gov

