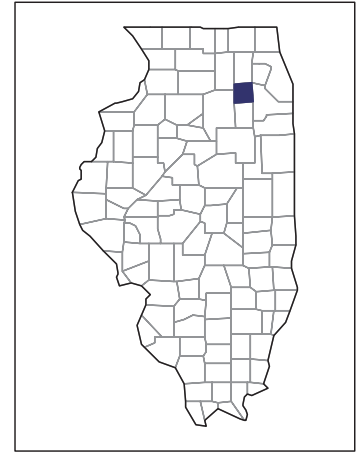


# 2007 CENSUS OF AGRICULTURE



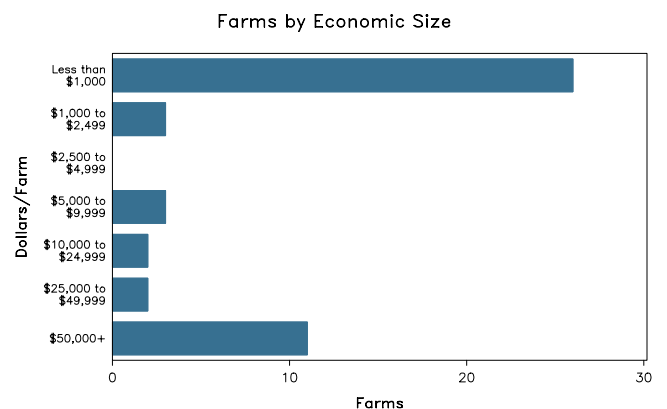
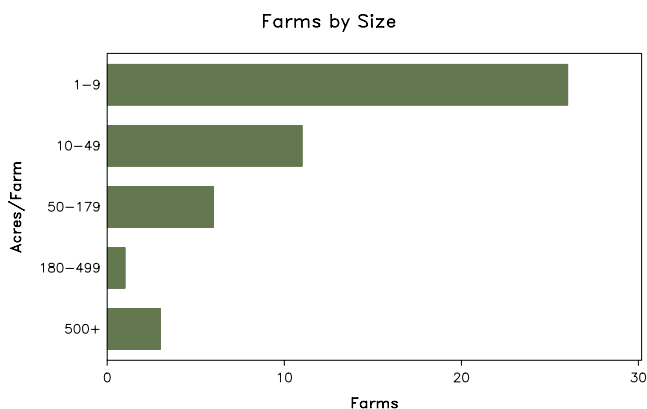
## Kendall County – Illinois

### Farms with Women Principal Operators Compared with All Farms

	Women Principal Operators	All Farms
<b>Number of Farms</b>	47	424
<b>Land in Farms</b>	3,946 acres	166,872 acres
<b>Average Size of Farm</b>	84 acres	394 acres
<b>Market Value of Products Sold</b>	\$9,929,000	\$103,522,000
Crop Sales	(D)	\$95,711,000
Livestock Sales	(D)	\$7,810,000
Average Per Farm	\$211,262	\$244,155
<b>Government Payments</b>	\$101,000	\$3,108,000
Average Per Farm Receiving Payments	\$14,435	\$12,001

See footnotes on reverse page.

### Farms with Women Principal Operators



# 2007 CENSUS OF AGRICULTURE

## Kendall County – Illinois Farms with Women Principal Operators

### Selected Highlights

Item	Farms	Quantity
<b>MARKET VALUE OF AGRICULTURAL PRODUCTS SOLD (\$1,000)</b>		
Total value of agricultural products sold	47	9,929
Value of crops including nursery and greenhouse	19	(D)
Value of livestock, poultry, and their products	11	(D)
<b>VALUE OF SALES BY COMMODITY GROUP (\$1,000)</b>		
Grains, oilseeds, dry beans, and dry peas	6	727
Tobacco	-	-
Cotton and cottonseed	-	-
Vegetables, melons, potatoes and sweet potatoes	2	(D)
Fruits, tree nuts, and berries	-	-
Nursery, greenhouse, floriculture, and sod	9	3,410
Cut Christmas trees and short rotation woody crops	1	(D)
Other crops and hay	3	18
Poultry and eggs	8	(D)
Cattle and calves	2	(D)
Milk and other dairy products from cows	-	-
Hogs and pigs	1	(D)
Sheep, goats, and their products	-	-
Horses, ponies, mules, burros, and donkeys	-	-
Aquaculture	-	-
Other animals and other animal products	-	-
<b>TOP CROP ITEMS (acres)</b>		
Corn for grain	6	1,862
Nursery stock	2	(D)
Soybeans for beans	5	336
Forage - land used for all hay and haylage, grass silage, and greenchop	5	69
Floriculture crops, total	3	7
<b>TOP LIVESTOCK INVENTORY ITEMS (number)</b>		
Hogs and pigs	2	(D)
Horses and ponies	21	276
Layers	8	220
Cattle and calves	5	42
Ducks	8	(D)

### Operator Characteristics

Item	Quantity
Primary occupation:	
Farming	32
Other	15
Days worked off farm:	
None	20
Any	27
Years on present farm:	
2 years or less	1
3 to 4 years	7
5 to 9 years	15
10 years or more	24
Age group:	
Under 45 years	10
45 to 64 years	30
65 years and over	7
Average age of principal operator (years)	52.3

### Economic Characteristics

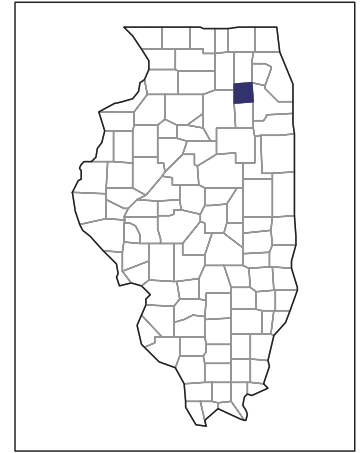
Item	Quantity
Farms by value of sales:	
Less than \$1,000	27
\$1,000 to \$2,499	3
\$2,500 to \$4,999	-
\$5,000 to \$9,999	3
\$10,000 to \$49,999	3
\$50,000 to \$99,999	1
\$100,000 to \$249,999	7
\$250,000 to \$499,999	1
\$500,000 or more	2
Total farm production expenses (\$1,000)	7,796
Average per farm (\$)	165,881
Net cash farm income of operation (\$1,000)	2,908
Average per farm (\$)	61,871
Value of agricultural products sold directly to individuals for human consumption (\$1,000)	3
Total organic product sales (\$1,000)	-
Total income from farm-related sources, gross before taxes and expenses (\$1,000)	674

See "Census of Agriculture, Volume 1, Geographic Area Series" for complete footnotes, explanations, definitions, and methodology.  
(D) Cannot be disclosed. (Z) Less than half of the unit shown.

# 2007 CENSUS OF AGRICULTURE

## Kendall County – Illinois

### Farms with Spanish, Hispanic, or Latino Operators Compared with All Farms



Data are not available at this geographic level for farms with Spanish, Hispanic, or Latino operators.



United States Department of Agriculture  
National Agricultural Statistics Service

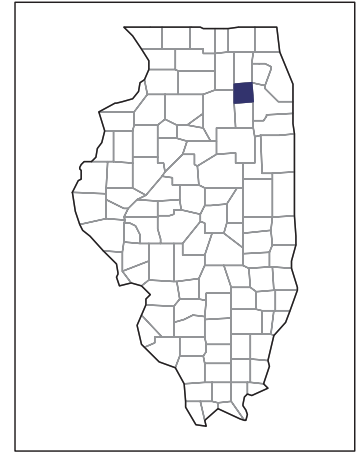
[www.agcensus.usda.gov](http://www.agcensus.usda.gov)



# 2007 CENSUS OF AGRICULTURE

## Kendall County – Illinois

### Farms with American Indian or Alaska Native Operators Compared with All Farms



Data are not available at this geographic level for farms with American Indian or Alaska Native operators.



United States Department of Agriculture  
National Agricultural Statistics Service

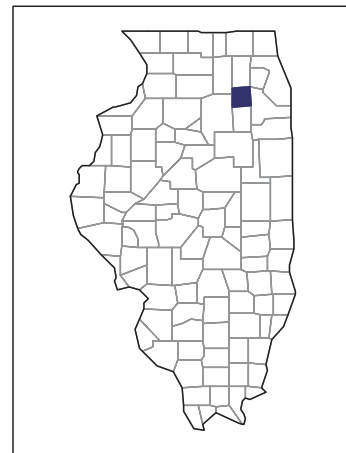
[www.agcensus.usda.gov](http://www.agcensus.usda.gov)



# 2007 CENSUS *OF* **AGRICULTURE**

**Kendall County – Illinois**

**Farms with Asian Operators  
Compared with All Farms**



**Data are not available at this geographic level for farms with Asian operators.**



United States Department of Agriculture  
National Agricultural Statistics Service

[www.agcensus.usda.gov](http://www.agcensus.usda.gov)

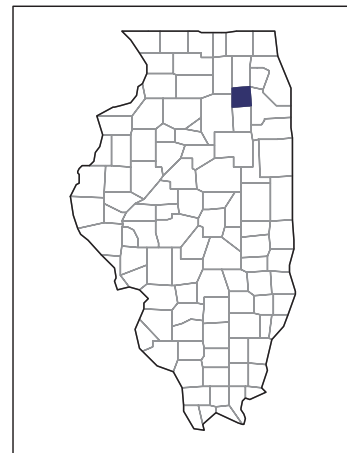




# 2007 CENSUS *OF* **AGRICULTURE**

## Kendall County – Illinois

### Farms with Black or African American Operators Compared with All Farms



Data are not available at this geographic level for farms with Black or African American operators.



United States Department of Agriculture  
National Agricultural Statistics Service

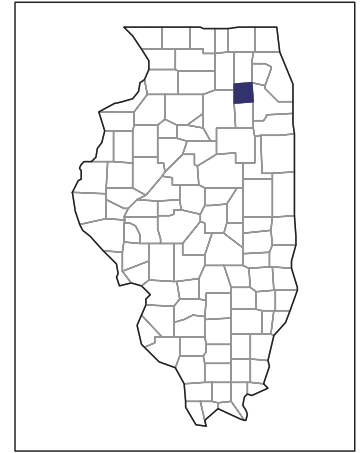
[www.agcensus.usda.gov](http://www.agcensus.usda.gov)



# 2007 CENSUS *OF* AGRICULTURE

## Kendall County – Illinois

### Farms with Native Hawaiian or Other Pacific Islander Operators Compared with All Farms



Data are not available at this geographic level for farms with Native Hawaiian or Other Pacific Islander operators.



United States Department of Agriculture  
National Agricultural Statistics Service

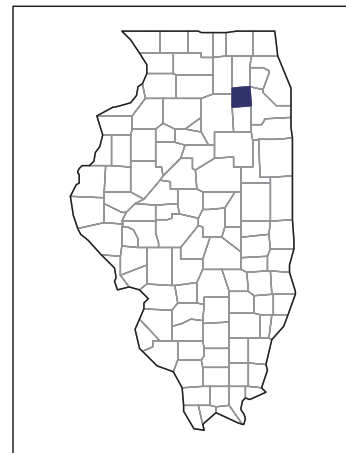
[www.agcensus.usda.gov](http://www.agcensus.usda.gov)



# 2007 CENSUS OF AGRICULTURE

**Kendall County – Illinois**

**Farms with White Operators  
Compared with All Farms**



**Data are not available at this geographic level for farms with White operators.**



United States Department of Agriculture  
National Agricultural Statistics Service

[www.agcensus.usda.gov](http://www.agcensus.usda.gov)

