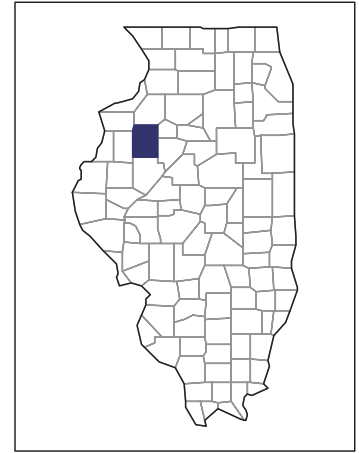


2007 CENSUS OF AGRICULTURE



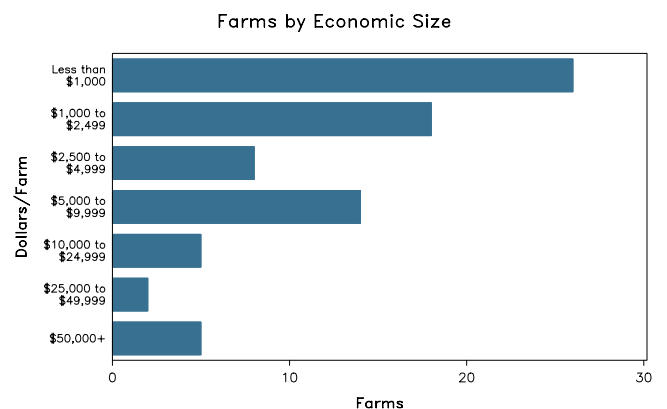
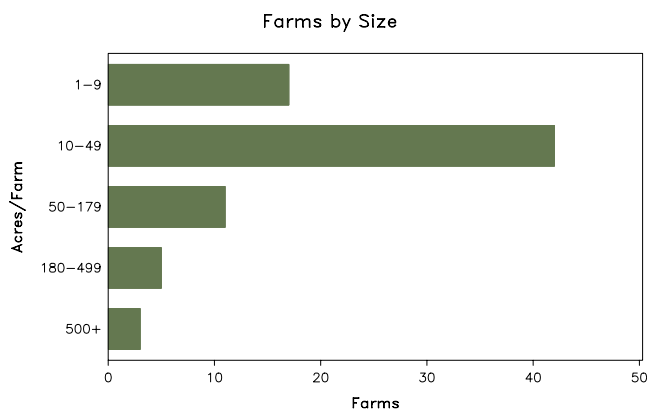
Knox County – Illinois

Farms with Women Principal Operators Compared with All Farms

	Women Principal Operators	All Farms
Number of Farms	78	904
Land in Farms	7,576 acres	362,951 acres
Average Size of Farm	97 acres	401 acres
Market Value of Products Sold	\$2,501,000	\$198,691,000
Crop Sales	\$2,315,000	\$146,654,000
Livestock Sales	\$186,000	\$52,037,000
Average Per Farm	\$32,065	\$219,791
Government Payments	\$169,000	\$7,008,000
Average Per Farm Receiving Payments	\$3,850	\$10,398

See footnotes on reverse page.

Farms with Women Principal Operators



2007 CENSUS OF AGRICULTURE

Knox County – Illinois Farms with Women Principal Operators

Selected Highlights

Item	Farms	Quantity
MARKET VALUE OF AGRICULTURAL PRODUCTS SOLD (\$1,000)		
Total value of agricultural products sold	78	2,501
Value of crops including nursery and greenhouse	26	2,315
Value of livestock, poultry, and their products	28	186
VALUE OF SALES BY COMMODITY GROUP (\$1,000)		
Grains, oilseeds, dry beans, and dry peas	16	(D)
Tobacco	-	-
Cotton and cottonseed	-	-
Vegetables, melons, potatoes and sweet potatoes	1	(D)
Fruits, tree nuts, and berries	-	-
Nursery, greenhouse, floriculture, and sod	-	-
Cut Christmas trees and short rotation woody crops	-	-
Other crops and hay	10	(D)
Poultry and eggs	1	(D)
Cattle and calves	17	154
Milk and other dairy products from cows	-	-
Hogs and pigs	1	(D)
Sheep, goats, and their products	2	(D)
Horses, ponies, mules, burros, and donkeys	7	13
Aquaculture	-	-
Other animals and other animal products	1	(D)
TOP CROP ITEMS (acres)		
Corn for grain	11	2,343
Soybeans for beans	11	1,786
Forage - land used for all hay and haylage, grass silage, and greenchop	18	309
Vegetables harvested for sale	1	(D)
Pumpkins	1	(D)
TOP LIVESTOCK INVENTORY ITEMS (number)		
Cattle and calves	19	509
Horses and ponies	23	114
Goats, all	8	96
Sheep and lambs	2	(D)
Hogs and pigs	1	(D)

Operator Characteristics

Item	Quantity
Primary occupation:	
Farming	19
Other	59
Days worked off farm:	
None	29
Any	49
Years on present farm:	
2 years or less	-
3 to 4 years	2
5 to 9 years	6
10 years or more	70
Age group:	
Under 45 years	9
45 to 64 years	31
65 years and over	38
Average age of principal operator (years)	62.4

Economic Characteristics

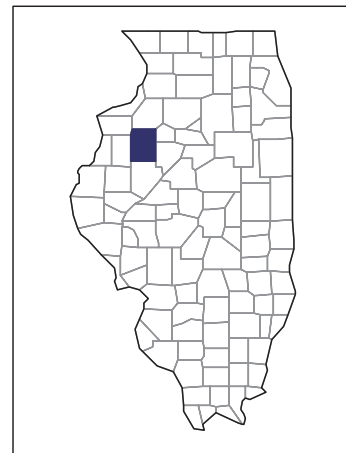
Item	Quantity
Farms by value of sales:	
Less than \$1,000	39
\$1,000 to \$2,499	11
\$2,500 to \$4,999	5
\$5,000 to \$9,999	13
\$10,000 to \$49,999	5
\$50,000 to \$99,999	1
\$100,000 to \$249,999	1
\$250,000 to \$499,999	1
\$500,000 or more	2
Total farm production expenses (\$1,000)	1,520
Average per farm (\$)	19,490
Net cash farm income of operation (\$1,000)	1,260
Average per farm (\$)	16,152
Value of agricultural products sold directly to individuals for human consumption (\$1,000)	(D)
Total organic product sales (\$1,000)	-
Total income from farm-related sources, gross before taxes and expenses (\$1,000)	110

See "Census of Agriculture, Volume 1, Geographic Area Series" for complete footnotes, explanations, definitions, and methodology.
(D) Cannot be disclosed. (Z) Less than half of the unit shown.

2007 CENSUS OF AGRICULTURE

Knox County – Illinois

Farms with Spanish, Hispanic, or Latino Operators Compared with All Farms



Data are not available at this geographic level for farms with Spanish, Hispanic, or Latino operators.



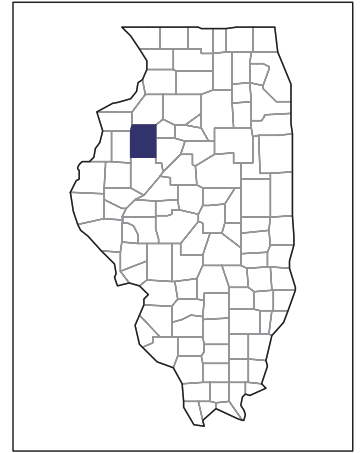
United States Department of Agriculture
National Agricultural Statistics Service

www.agcensus.usda.gov

2007 CENSUS *OF* AGRICULTURE

Knox County – Illinois

Farms with American Indian or Alaska Native Operators Compared with All Farms



Data are not available at this geographic level for farms with American Indian or Alaska Native operators.



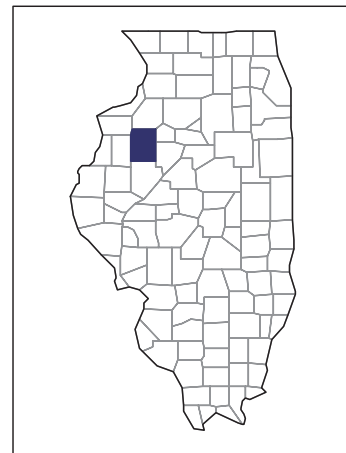
United States Department of Agriculture
National Agricultural Statistics Service

www.agcensus.usda.gov

2007 CENSUS *OF* **AGRICULTURE**

Knox County – Illinois

**Farms with Asian Operators
Compared with All Farms**



Data are not available at this geographic level for farms with Asian operators.



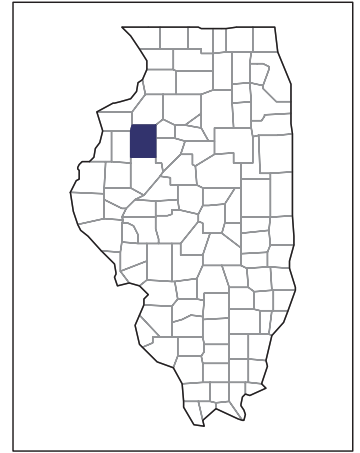
United States Department of Agriculture
National Agricultural Statistics Service

www.agcensus.usda.gov

2007 CENSUS *OF* AGRICULTURE

Knox County – Illinois

**Farms with Black or African American
Operators Compared with All Farms**



Data are not available at this geographic level for farms with Black or African American operators.



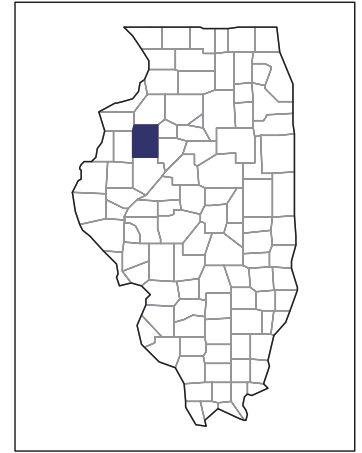
United States Department of Agriculture
National Agricultural Statistics Service

www.agcensus.usda.gov

2007 CENSUS *OF* AGRICULTURE

Knox County – Illinois

Farms with Native Hawaiian or Other Pacific Islander Operators Compared with All Farms



Data are not available at this geographic level for farms with Native Hawaiian or Other Pacific Islander operators.



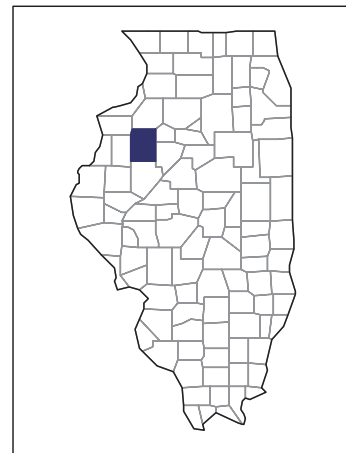
United States Department of Agriculture
National Agricultural Statistics Service

www.agcensus.usda.gov

2007 CENSUS *OF* AGRICULTURE

Knox County – Illinois

**Farms with White Operators
Compared with All Farms**



Data are not available at this geographic level for farms with White operators.



United States Department of Agriculture
National Agricultural Statistics Service

www.agcensus.usda.gov

