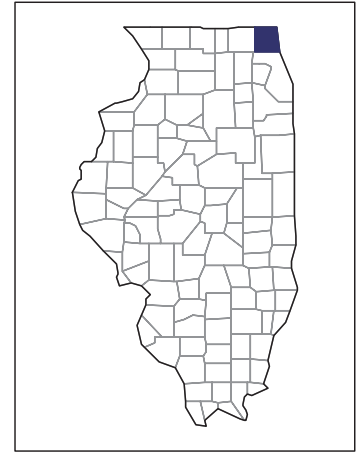


2007 CENSUS OF AGRICULTURE



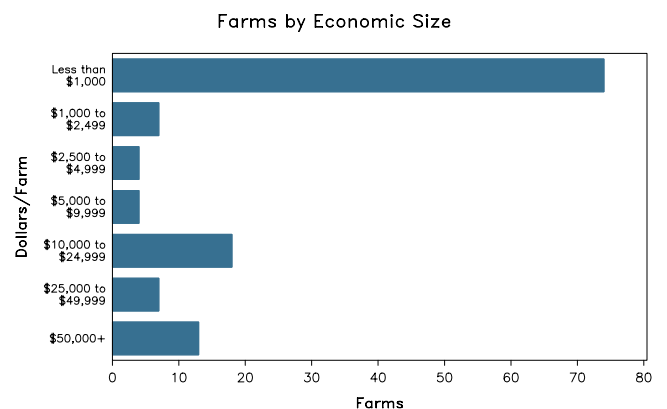
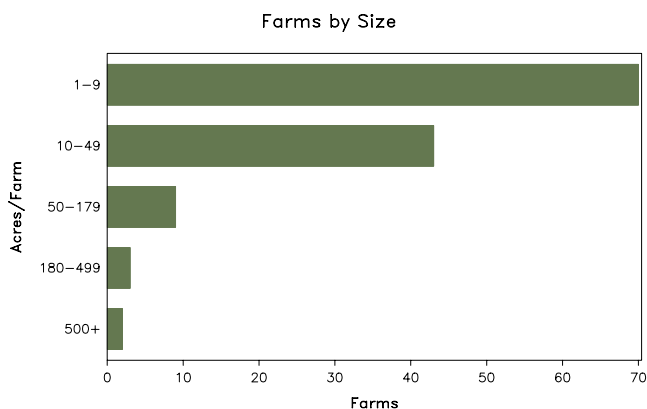
Lake County – Illinois

Farms with Women Principal Operators Compared with All Farms

	Women Principal Operators	All Farms
Number of Farms	127	396
Land in Farms	3,981 acres	34,525 acres
Average Size of Farm	31 acres	87 acres
Market Value of Products Sold	\$3,974,000	\$30,824,000
Crop Sales	\$2,836,000	\$23,909,000
Livestock Sales	\$1,138,000	\$6,916,000
Average Per Farm	\$31,294	\$77,839
Government Payments	\$13,000	\$444,000
Average Per Farm Receiving Payments	\$1,828	\$8,065

See footnotes on reverse page.

Farms with Women Principal Operators



2007 CENSUS OF AGRICULTURE

Lake County – Illinois Farms with Women Principal Operators

Selected Highlights

Item	Farms	Quantity
MARKET VALUE OF AGRICULTURAL PRODUCTS SOLD (\$1,000)		
Total value of agricultural products sold	127	3,974
Value of crops including nursery and greenhouse	52	2,836
Value of livestock, poultry, and their products	51	1,138
VALUE OF SALES BY COMMODITY GROUP (\$1,000)		
Grains, oilseeds, dry beans, and dry peas	7	594
Tobacco	-	-
Cotton and cottonseed	-	-
Vegetables, melons, potatoes and sweet potatoes	8	129
Fruits, tree nuts, and berries	1	(D)
Nursery, greenhouse, floriculture, and sod	24	2,028
Cut Christmas trees and short rotation woody crops	-	-
Other crops and hay	21	(D)
Poultry and eggs	12	6
Cattle and calves	5	(D)
Milk and other dairy products from cows	1	(D)
Hogs and pigs	7	(D)
Sheep, goats, and their products	19	5
Horses, ponies, mules, burros, and donkeys	16	907
Aquaculture	-	-
Other animals and other animal products	8	(D)
TOP CROP ITEMS (acres)		
Corn for grain	6	690
Soybeans for beans	5	556
Forage - land used for all hay and haylage, grass silage, and greenchop	25	485
Wheat for grain, all	3	220
Nursery stock	9	135
TOP LIVESTOCK INVENTORY ITEMS (number)		
Horses and ponies	86	1,640
Layers	15	326
Cattle and calves	9	141
Goats, all	22	136
Sheep and lambs	9	70

Operator Characteristics

Item	Quantity
Primary occupation:	
Farming	58
Other	69
Days worked off farm:	
None	50
Any	77
Years on present farm:	
2 years or less	7
3 to 4 years	10
5 to 9 years	12
10 years or more	98
Age group:	
Under 45 years	21
45 to 64 years	69
65 years and over	37
Average age of principal operator (years)	55.7

Economic Characteristics

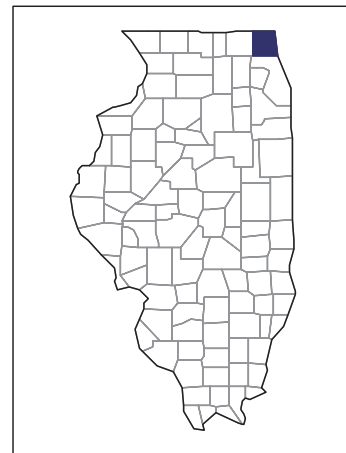
Item	Quantity
Farms by value of sales:	
Less than \$1,000	74
\$1,000 to \$2,499	7
\$2,500 to \$4,999	4
\$5,000 to \$9,999	4
\$10,000 to \$49,999	25
\$50,000 to \$99,999	3
\$100,000 to \$249,999	5
\$250,000 to \$499,999	4
\$500,000 or more	1
Total farm production expenses (\$1,000)	6,884
Average per farm (\$)	54,205
Net cash farm income of operation (\$1,000)	-547
Average per farm (\$)	-4,309
Value of agricultural products sold directly to individuals for human consumption (\$1,000)	57
Total organic product sales (\$1,000)	(D)
Total income from farm-related sources, gross before taxes and expenses (\$1,000)	2,350

See "Census of Agriculture, Volume 1, Geographic Area Series" for complete footnotes, explanations, definitions, and methodology.
(D) Cannot be disclosed. (Z) Less than half of the unit shown.

2007 CENSUS *OF* **AGRICULTURE**

Lake County – Illinois

Farms with Spanish, Hispanic, or Latino Operators Compared with All Farms



Data are not available at this geographic level for farms with Spanish, Hispanic, or Latino operators.



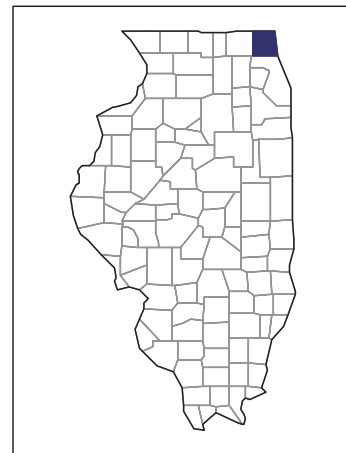
United States Department of Agriculture
National Agricultural Statistics Service

www.agcensus.usda.gov

2007 CENSUS OF AGRICULTURE

Lake County – Illinois

Farms with American Indian or Alaska Native Operators Compared with All Farms



Data are not available at this geographic level for farms with American Indian or Alaska Native operators.



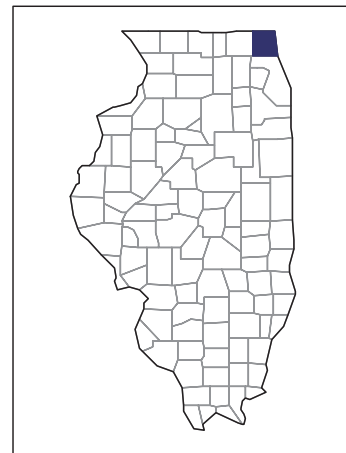
United States Department of Agriculture
National Agricultural Statistics Service

www.agcensus.usda.gov

2007 CENSUS *OF* **AGRICULTURE**

Lake County – Illinois

**Farms with Asian Operators
Compared with All Farms**



Data are not available at this geographic level for farms with Asian operators.



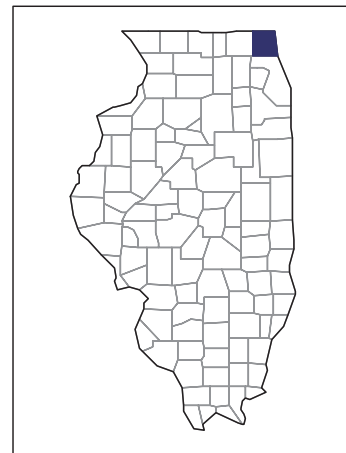
United States Department of Agriculture
National Agricultural Statistics Service

www.agcensus.usda.gov

2007 CENSUS *OF* **AGRICULTURE**

Lake County – Illinois

**Farms with Black or African American
Operators Compared with All Farms**



Data are not available at this geographic level for farms with Black or African American operators.



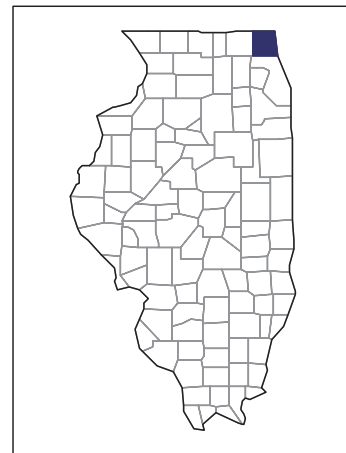
United States Department of Agriculture
National Agricultural Statistics Service

www.agcensus.usda.gov

2007 CENSUS OF AGRICULTURE

Lake County – Illinois

Farms with Native Hawaiian or Other Pacific Islander Operators Compared with All Farms



Data are not available at this geographic level for farms with Native Hawaiian or Other Pacific Islander operators.



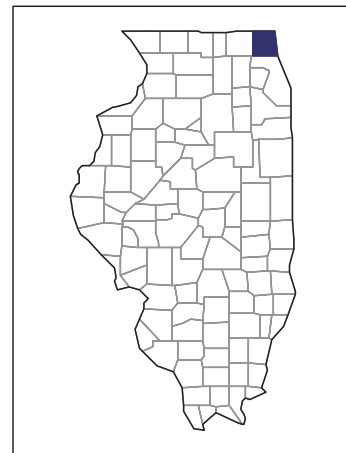
United States Department of Agriculture
National Agricultural Statistics Service

www.agcensus.usda.gov

2007 CENSUS OF AGRICULTURE

Lake County – Illinois

Farms with White Operators
Compared with All Farms



Data are not available at this geographic level for farms with White operators.



United States Department of Agriculture
National Agricultural Statistics Service

www.agcensus.usda.gov

