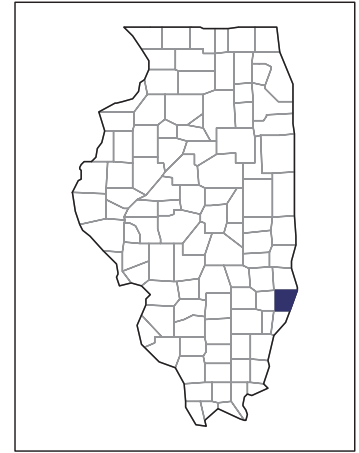


2007 CENSUS OF AGRICULTURE



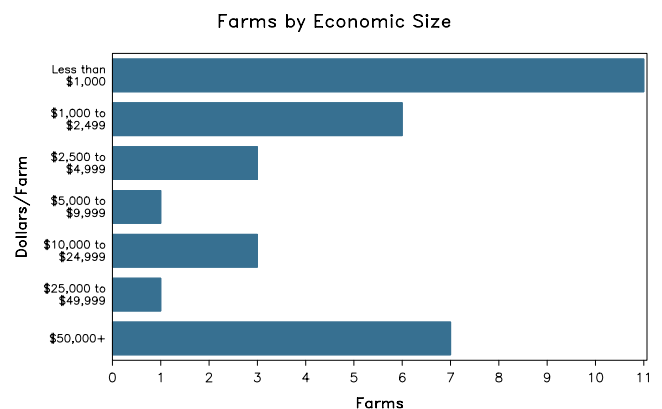
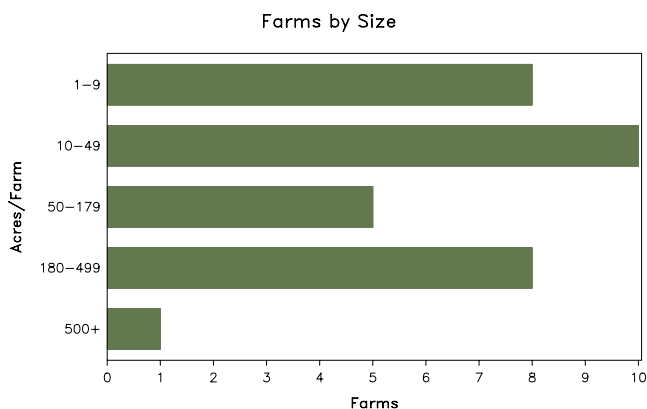
Lawrence County – Illinois

Farms with Women Principal Operators Compared with All Farms

	Women Principal Operators	All Farms
Number of Farms	32	421
Land in Farms	4,460 acres	194,035 acres
Average Size of Farm	139 acres	461 acres
Market Value of Products Sold	\$1,122,000	\$90,058,000
Crop Sales	\$1,118,000	\$67,827,000
Livestock Sales	\$4,000	\$22,231,000
Average Per Farm	\$35,070	\$213,914
Government Payments	\$116,000	\$3,527,000
Average Per Farm Receiving Payments	\$5,522	\$10,559

See footnotes on reverse page.

Farms with Women Principal Operators



2007 CENSUS OF AGRICULTURE

Lawrence County – Illinois Farms with Women Principal Operators

Selected Highlights

Item	Farms	Quantity
MARKET VALUE OF AGRICULTURAL PRODUCTS SOLD (\$1,000)		
Total value of agricultural products sold	32	1,122
Value of crops including nursery and greenhouse	16	1,118
Value of livestock, poultry, and their products	3	4
VALUE OF SALES BY COMMODITY GROUP (\$1,000)		
Grains, oilseeds, dry beans, and dry peas	13	(D)
Tobacco	-	-
Cotton and cottonseed	-	-
Vegetables, melons, potatoes and sweet potatoes	1	(D)
Fruits, tree nuts, and berries	2	(D)
Nursery, greenhouse, floriculture, and sod	-	-
Cut Christmas trees and short rotation woody crops	-	-
Other crops and hay	2	(D)
Poultry and eggs	-	-
Cattle and calves	-	-
Milk and other dairy products from cows	-	-
Hogs and pigs	3	4
Sheep, goats, and their products	-	-
Horses, ponies, mules, burros, and donkeys	-	-
Aquaculture	-	-
Other animals and other animal products	-	-
TOP CROP ITEMS (acres)		
Corn for grain	11	2,446
Wheat for grain, all	7	803
Soybeans for beans	2	(D)
Forage - land used for all hay and haylage, grass silage, and greenchop	2	(D)
Land in berries	2	(D)
TOP LIVESTOCK INVENTORY ITEMS (number)		
Hogs and pigs	3	42
Horses and ponies	5	36
Cattle and calves	1	(D)
Goats, all	1	(D)

Operator Characteristics

Item	Quantity
Primary occupation:	
Farming	19
Other	13
Days worked off farm:	
None	27
Any	5
Years on present farm:	
2 years or less	-
3 to 4 years	1
5 to 9 years	4
10 years or more	27
Age group:	
Under 45 years	4
45 to 64 years	7
65 years and over	21
Average age of principal operator (years)	66.9

Economic Characteristics

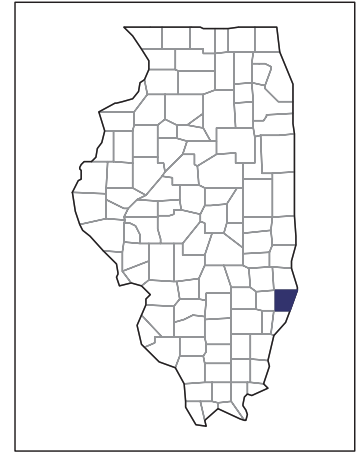
Item	Quantity
Farms by value of sales:	
Less than \$1,000	18
\$1,000 to \$2,499	4
\$2,500 to \$4,999	1
\$5,000 to \$9,999	-
\$10,000 to \$49,999	2
\$50,000 to \$99,999	-
\$100,000 to \$249,999	6
\$250,000 to \$499,999	1
\$500,000 or more	-
Total farm production expenses (\$1,000)	998
Average per farm (\$)	31,181
Net cash farm income of operation (\$1,000)	333
Average per farm (\$)	10,416
Value of agricultural products sold directly to individuals for human consumption (\$1,000)	(D)
Total organic product sales (\$1,000)	-
Total income from farm-related sources, gross before taxes and expenses (\$1,000)	93

See "Census of Agriculture, Volume 1, Geographic Area Series" for complete footnotes, explanations, definitions, and methodology.
(D) Cannot be disclosed. (Z) Less than half of the unit shown.

2007 CENSUS OF AGRICULTURE

Lawrence County – Illinois

Farms with Spanish, Hispanic, or Latino Operators Compared with All Farms



Data are not available at this geographic level for farms with Spanish, Hispanic, or Latino operators.



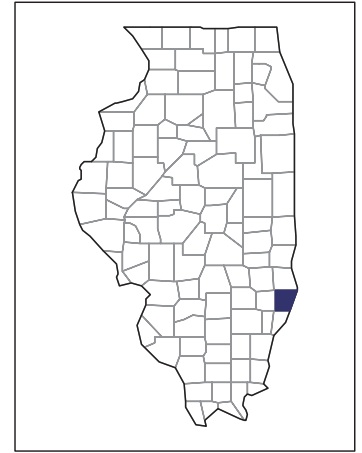
United States Department of Agriculture
National Agricultural Statistics Service

www.agcensus.usda.gov

2007 CENSUS OF AGRICULTURE

Lawrence County – Illinois

Farms with American Indian or Alaska Native Operators Compared with All Farms



Data are not available at this geographic level for farms with American Indian or Alaska Native operators.



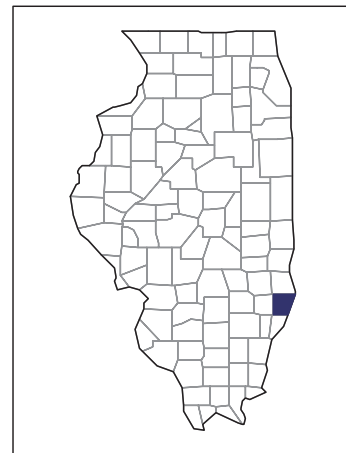
United States Department of Agriculture
National Agricultural Statistics Service

www.agcensus.usda.gov

2007 CENSUS *OF* AGRICULTURE

Lawrence County – Illinois

**Farms with Asian Operators
Compared with All Farms**



Data are not available at this geographic level for farms with Asian operators.



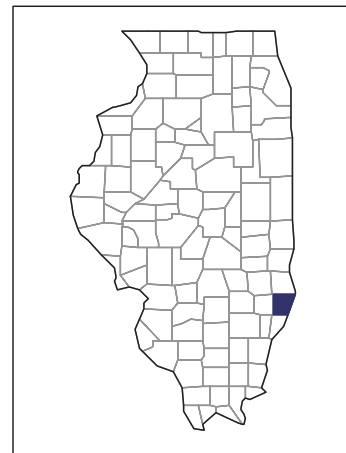
United States Department of Agriculture
National Agricultural Statistics Service

www.agcensus.usda.gov

2007 CENSUS OF AGRICULTURE

Lawrence County – Illinois

Farms with Black or African American Operators Compared with All Farms



Data are not available at this geographic level for farms with Black or African American operators.



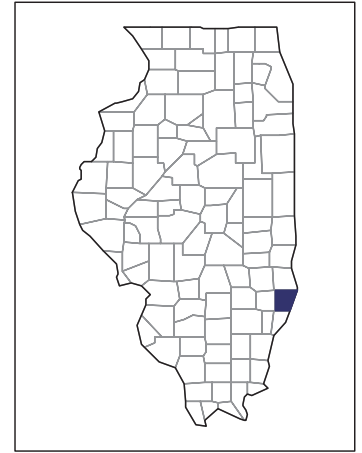
United States Department of Agriculture
National Agricultural Statistics Service

www.agcensus.usda.gov

2007 CENSUS OF AGRICULTURE

Lawrence County – Illinois

Farms with Native Hawaiian or Other Pacific Islander Operators Compared with All Farms



Data are not available at this geographic level for farms with Native Hawaiian or Other Pacific Islander operators.



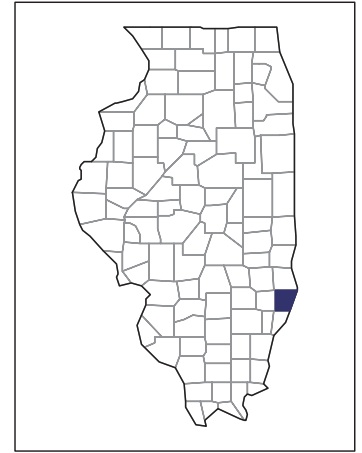
United States Department of Agriculture
National Agricultural Statistics Service

www.agcensus.usda.gov

2007 CENSUS OF AGRICULTURE

Lawrence County – Illinois

Farms with White Operators
Compared with All Farms



Data are not available at this geographic level for farms with White operators.



United States Department of Agriculture
National Agricultural Statistics Service

www.agcensus.usda.gov

