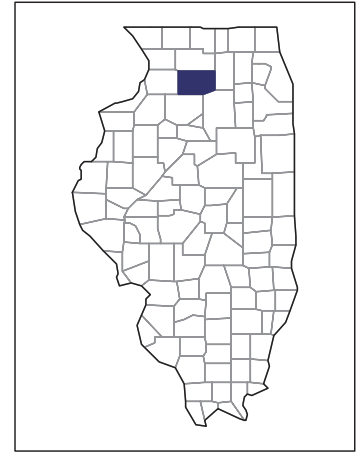


2007 CENSUS OF AGRICULTURE



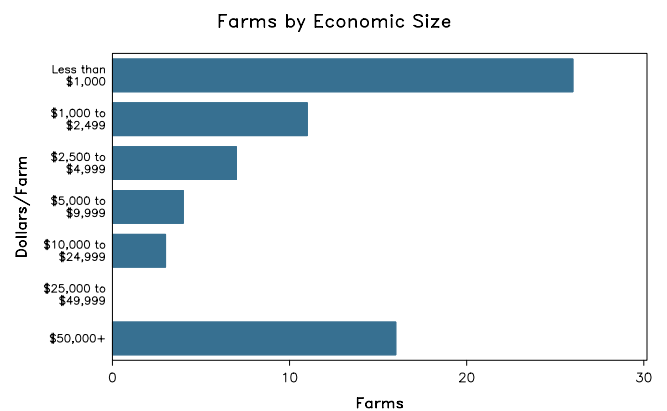
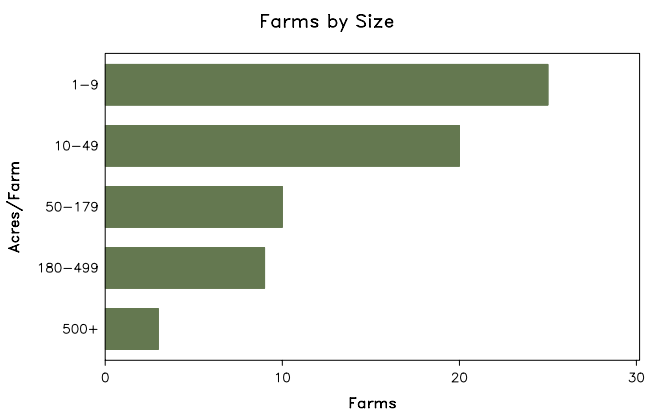
Lee County – Illinois

Farms with Women Principal Operators Compared with All Farms

	Women Principal Operators	All Farms
Number of Farms	67	898
Land in Farms	6,328 acres	395,624 acres
Average Size of Farm	94 acres	441 acres
Market Value of Products Sold	\$3,305,000	\$214,368,000
Crop Sales	(D)	\$195,871,000
Livestock Sales	(D)	\$18,497,000
Average Per Farm	\$49,328	\$238,717
Government Payments	\$129,000	\$8,009,000
Average Per Farm Receiving Payments	\$3,295	\$11,093

See footnotes on reverse page.

Farms with Women Principal Operators



2007 CENSUS OF AGRICULTURE

Lee County – Illinois Farms with Women Principal Operators

Selected Highlights

Item	Farms	Quantity
MARKET VALUE OF AGRICULTURAL PRODUCTS SOLD (\$1,000)		
Total value of agricultural products sold	67	3,305
Value of crops including nursery and greenhouse	26	(D)
Value of livestock, poultry, and their products	23	(D)
VALUE OF SALES BY COMMODITY GROUP (\$1,000)		
Grains, oilseeds, dry beans, and dry peas	17	2,367
Tobacco	-	-
Cotton and cottonseed	-	-
Vegetables, melons, potatoes and sweet potatoes	5	(D)
Fruits, tree nuts, and berries	3	1
Nursery, greenhouse, floriculture, and sod	-	-
Cut Christmas trees and short rotation woody crops	-	-
Other crops and hay	7	29
Poultry and eggs	4	(D)
Cattle and calves	10	(D)
Milk and other dairy products from cows	-	-
Hogs and pigs	2	(D)
Sheep, goats, and their products	4	9
Horses, ponies, mules, burros, and donkeys	3	6
Aquaculture	-	-
Other animals and other animal products	1	(D)
TOP CROP ITEMS (acres)		
Corn for grain	17	3,393
Soybeans for beans	15	1,291
Forage - land used for all hay and haylage, grass silage, and greenchop	8	176
Corn for silage or greenchop	2	(D)
Oats for grain	1	(D)
TOP LIVESTOCK INVENTORY ITEMS (number)		
Cattle and calves	12	411
Layers	4	265
Sheep and lambs	6	226
Rabbits and their pelts	2	(D)
Horses and ponies	17	57

Operator Characteristics

Item	Quantity
Primary occupation:	
Farming	33
Other	34
Days worked off farm:	
None	23
Any	44
Years on present farm:	
2 years or less	1
3 to 4 years	17
5 to 9 years	13
10 years or more	36
Age group:	
Under 45 years	12
45 to 64 years	27
65 years and over	28
Average age of principal operator (years)	59.2

Economic Characteristics

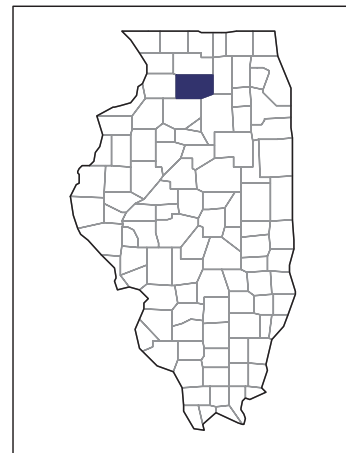
Item	Quantity
Farms by value of sales:	
Less than \$1,000	38
\$1,000 to \$2,499	5
\$2,500 to \$4,999	4
\$5,000 to \$9,999	2
\$10,000 to \$49,999	3
\$50,000 to \$99,999	7
\$100,000 to \$249,999	3
\$250,000 to \$499,999	4
\$500,000 or more	1
Total farm production expenses (\$1,000)	2,362
Average per farm (\$)	35,260
Net cash farm income of operation (\$1,000)	1,480
Average per farm (\$)	22,096
Value of agricultural products sold directly to individuals for human consumption (\$1,000)	4
Total organic product sales (\$1,000)	(D)
Total income from farm-related sources, gross before taxes and expenses (\$1,000)	409

See "Census of Agriculture, Volume 1, Geographic Area Series" for complete footnotes, explanations, definitions, and methodology.
(D) Cannot be disclosed. (Z) Less than half of the unit shown.

2007 CENSUS *OF* AGRICULTURE

Lee County – Illinois

Farms with Spanish, Hispanic, or Latino Operators Compared with All Farms



Data are not available at this geographic level for farms with Spanish, Hispanic, or Latino operators.



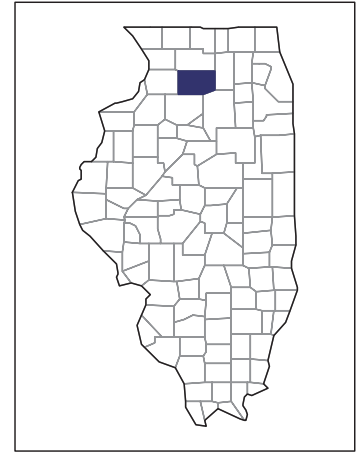
United States Department of Agriculture
National Agricultural Statistics Service

www.agcensus.usda.gov

2007 CENSUS OF AGRICULTURE

Lee County – Illinois

Farms with American Indian or Alaska Native Operators Compared with All Farms



Data are not available at this geographic level for farms with American Indian or Alaska Native operators.



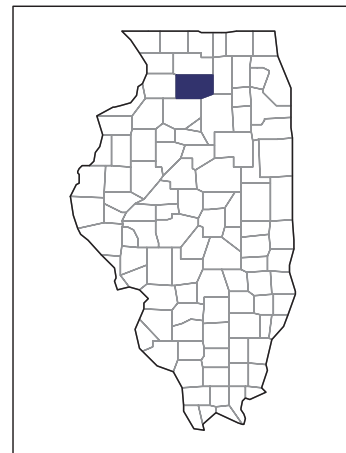
United States Department of Agriculture
National Agricultural Statistics Service

www.agcensus.usda.gov

2007 CENSUS OF AGRICULTURE

Lee County – Illinois

Farms with Asian Operators
Compared with All Farms



Data are not available at this geographic level for farms with Asian operators.



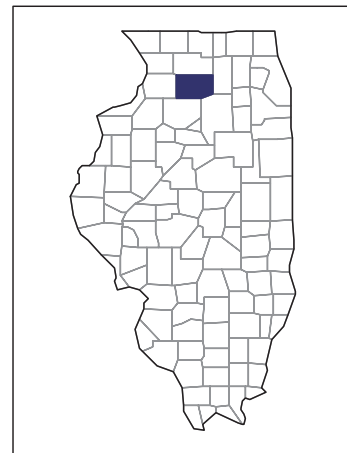
United States Department of Agriculture
National Agricultural Statistics Service

www.agcensus.usda.gov

2007 CENSUS OF AGRICULTURE

Lee County – Illinois

Farms with Black or African American Operators Compared with All Farms



Data are not available at this geographic level for farms with Black or African American operators.



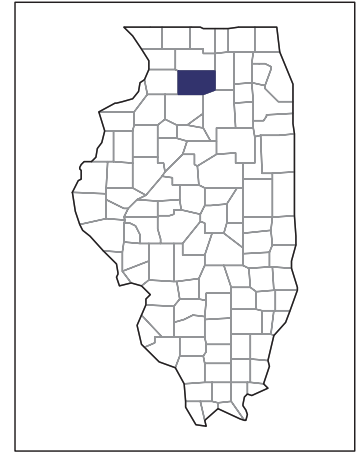
United States Department of Agriculture
National Agricultural Statistics Service

www.agcensus.usda.gov

2007 CENSUS OF AGRICULTURE

Lee County – Illinois

Farms with Native Hawaiian or Other Pacific Islander Operators Compared with All Farms



Data are not available at this geographic level for farms with Native Hawaiian or Other Pacific Islander operators.



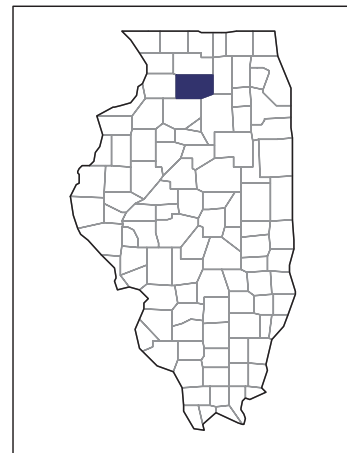
United States Department of Agriculture
National Agricultural Statistics Service

www.agcensus.usda.gov

2007 CENSUS *OF* **AGRICULTURE**

Lee County – Illinois

**Farms with White Operators
Compared with All Farms**



Data are not available at this geographic level for farms with White operators.



United States Department of Agriculture
National Agricultural Statistics Service

www.agcensus.usda.gov

