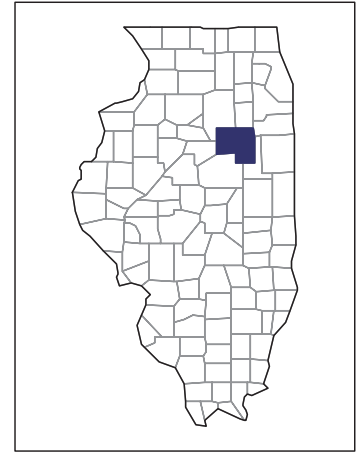


2007 CENSUS OF AGRICULTURE



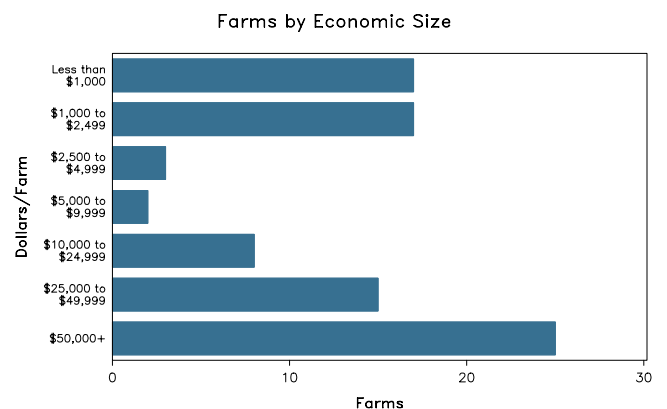
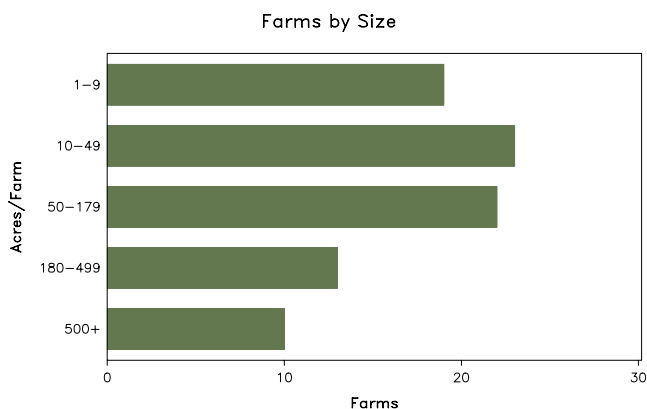
Livingston County – Illinois

Farms with Women Principal Operators Compared with All Farms

	Women Principal Operators	All Farms
Number of Farms	87	1,319
Land in Farms	16,856 acres	628,502 acres
Average Size of Farm	194 acres	476 acres
Market Value of Products Sold	\$7,580,000	\$350,718,000
Crop Sales	(D)	\$297,610,000
Livestock Sales	(D)	\$53,108,000
Average Per Farm	\$87,122	\$265,897
Government Payments	\$441,000	\$11,434,000
Average Per Farm Receiving Payments	\$7,008	\$10,339

See footnotes on reverse page.

Farms with Women Principal Operators



2007 CENSUS OF AGRICULTURE

Livingston County – Illinois Farms with Women Principal Operators

Selected Highlights

Item	Farms	Quantity
MARKET VALUE OF AGRICULTURAL PRODUCTS SOLD (\$1,000)		
Total value of agricultural products sold	87	7,580
Value of crops including nursery and greenhouse	47	(D)
Value of livestock, poultry, and their products	16	(D)
VALUE OF SALES BY COMMODITY GROUP (\$1,000)		
Grains, oilseeds, dry beans, and dry peas	43	7,088
Tobacco	-	-
Cotton and cottonseed	-	-
Vegetables, melons, potatoes and sweet potatoes	3	50
Fruits, tree nuts, and berries	-	-
Nursery, greenhouse, floriculture, and sod	1	(D)
Cut Christmas trees and short rotation woody crops	-	-
Other crops and hay	3	4
Poultry and eggs	5	2
Cattle and calves	1	(D)
Milk and other dairy products from cows	-	-
Hogs and pigs	1	(D)
Sheep, goats, and their products	9	2
Horses, ponies, mules, burros, and donkeys	5	3
Aquaculture	-	-
Other animals and other animal products	-	-
TOP CROP ITEMS (acres)		
Corn for grain	40	9,079
Soybeans for beans	27	5,164
Wheat for grain, all	4	733
Forage - land used for all hay and haylage, grass silage, and greenchop	4	46
Vegetables harvested for sale	2	(D)
TOP LIVESTOCK INVENTORY ITEMS (number)		
Hogs and pigs	1	(D)
Goats, all	11	116
Layers	5	112
Rabbits and their pelts	6	80
Horses and ponies	7	61

Operator Characteristics

Item	Quantity
Primary occupation:	
Farming	28
Other	59
Days worked off farm:	
None	41
Any	46
Years on present farm:	
2 years or less	2
3 to 4 years	2
5 to 9 years	20
10 years or more	63
Age group:	
Under 45 years	5
45 to 64 years	40
65 years and over	42
Average age of principal operator (years)	63.5

Economic Characteristics

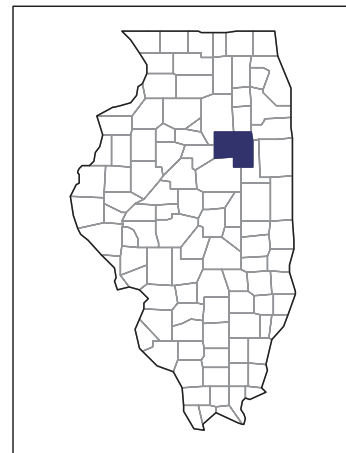
Item	Quantity
Farms by value of sales:	
Less than \$1,000	41
\$1,000 to \$2,499	-
\$2,500 to \$4,999	1
\$5,000 to \$9,999	-
\$10,000 to \$49,999	21
\$50,000 to \$99,999	5
\$100,000 to \$249,999	12
\$250,000 to \$499,999	3
\$500,000 or more	4
Total farm production expenses (\$1,000)	5,041
Average per farm (\$)	57,937
Net cash farm income of operation (\$1,000)	3,365
Average per farm (\$)	38,673
Value of agricultural products sold directly to individuals for human consumption (\$1,000)	-
Total organic product sales (\$1,000)	-
Total income from farm-related sources, gross before taxes and expenses (\$1,000)	384

See "Census of Agriculture, Volume 1, Geographic Area Series" for complete footnotes, explanations, definitions, and methodology.
(D) Cannot be disclosed. (Z) Less than half of the unit shown.

2007 CENSUS OF AGRICULTURE

Livingston County – Illinois

Farms with Spanish, Hispanic, or Latino Operators Compared with All Farms



Data are not available at this geographic level for farms with Spanish, Hispanic, or Latino operators.



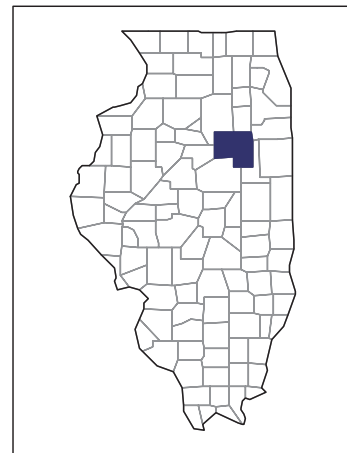
United States Department of Agriculture
National Agricultural Statistics Service

www.agcensus.usda.gov

2007 CENSUS OF AGRICULTURE

Livingston County – Illinois

Farms with American Indian or Alaska Native Operators Compared with All Farms



Data are not available at this geographic level for farms with American Indian or Alaska Native operators.



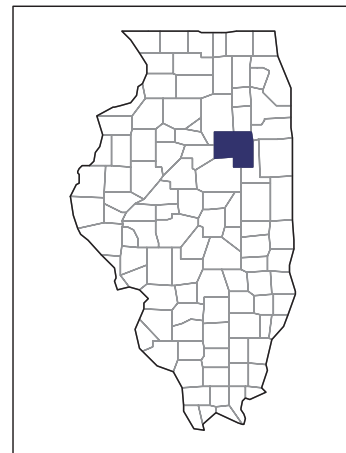
United States Department of Agriculture
National Agricultural Statistics Service

www.agcensus.usda.gov

2007 CENSUS OF AGRICULTURE

Livingston County – Illinois

**Farms with Asian Operators
Compared with All Farms**



Data are not available at this geographic level for farms with Asian operators.



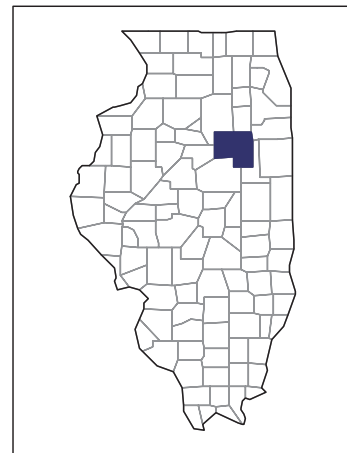
United States Department of Agriculture
National Agricultural Statistics Service

www.agcensus.usda.gov

2007 CENSUS *OF* AGRICULTURE

Livingston County – Illinois

Farms with Black or African American Operators Compared with All Farms



Data are not available at this geographic level for farms with Black or African American operators.



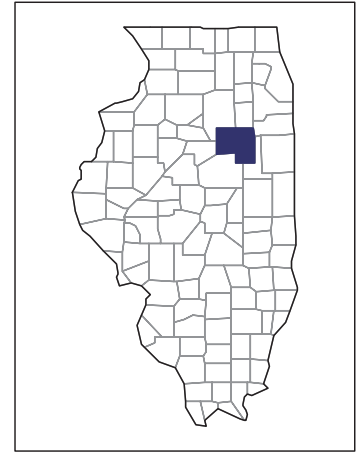
United States Department of Agriculture
National Agricultural Statistics Service

www.agcensus.usda.gov

2007 CENSUS *OF* AGRICULTURE

Livingston County – Illinois

Farms with Native Hawaiian or Other Pacific Islander Operators Compared with All Farms



Data are not available at this geographic level for farms with Native Hawaiian or Other Pacific Islander operators.



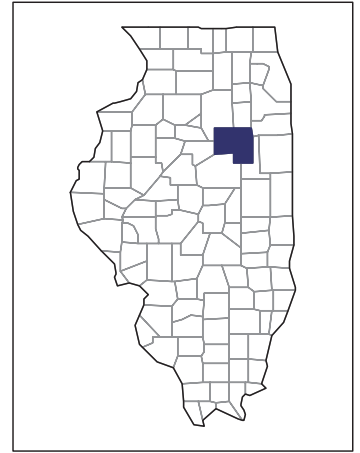
United States Department of Agriculture
National Agricultural Statistics Service

www.agcensus.usda.gov

2007 CENSUS OF AGRICULTURE

Livingston County – Illinois

Farms with White Operators
Compared with All Farms



Data are not available at this geographic level for farms with White operators.



United States Department of Agriculture
National Agricultural Statistics Service

www.agcensus.usda.gov

