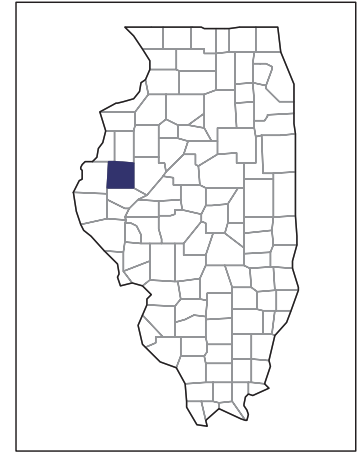


2007 CENSUS OF AGRICULTURE



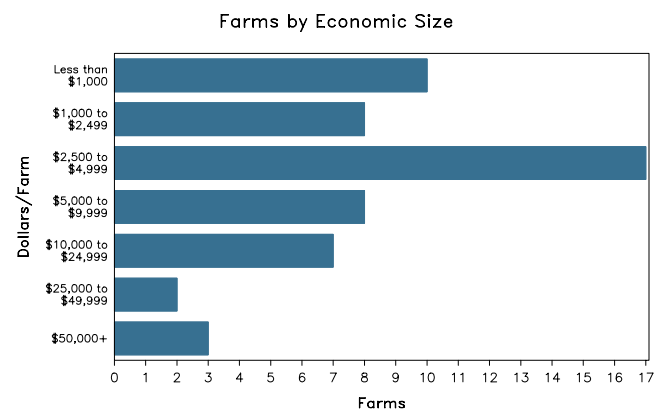
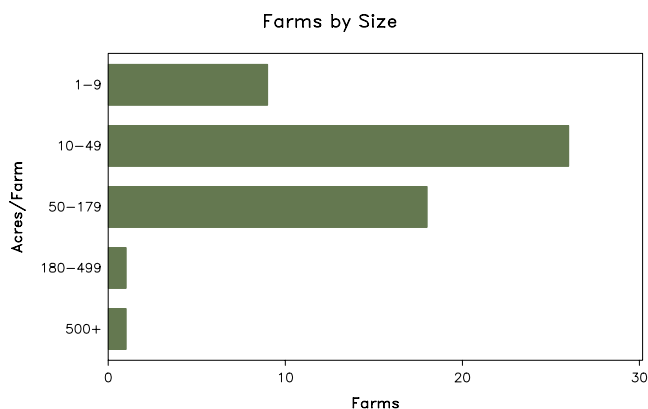
McDonough County – Illinois

Farms with Women Principal Operators Compared with All Farms

	Women Principal Operators	All Farms
Number of Farms	55	761
Land in Farms	3,236 acres	307,725 acres
Average Size of Farm	59 acres	404 acres
Market Value of Products Sold	\$606,000	\$148,462,000
Crop Sales	\$530,000	\$133,563,000
Livestock Sales	\$76,000	\$14,899,000
Average Per Farm	\$11,023	\$195,088
Government Payments	\$95,000	\$5,135,000
Average Per Farm Receiving Payments	\$2,782	\$8,854

See footnotes on reverse page.

Farms with Women Principal Operators



2007 CENSUS OF AGRICULTURE

McDonough County – Illinois Farms with Women Principal Operators

Selected Highlights

Item	Farms	Quantity
MARKET VALUE OF AGRICULTURAL PRODUCTS SOLD (\$1,000)		
Total value of agricultural products sold	55	606
Value of crops including nursery and greenhouse	25	530
Value of livestock, poultry, and their products	22	76
VALUE OF SALES BY COMMODITY GROUP (\$1,000)		
Grains, oilseeds, dry beans, and dry peas	19	(D)
Tobacco	-	-
Cotton and cottonseed	-	-
Vegetables, melons, potatoes and sweet potatoes	-	-
Fruits, tree nuts, and berries	-	-
Nursery, greenhouse, floriculture, and sod	-	-
Cut Christmas trees and short rotation woody crops	-	-
Other crops and hay	9	(D)
Poultry and eggs	7	(D)
Cattle and calves	11	(D)
Milk and other dairy products from cows	-	-
Hogs and pigs	-	-
Sheep, goats, and their products	4	2
Horses, ponies, mules, burros, and donkeys	1	(D)
Aquaculture	-	-
Other animals and other animal products	-	-
TOP CROP ITEMS (acres)		
Corn for grain	14	548
Soybeans for beans	11	366
Forage - land used for all hay and haylage, grass silage, and greenchop	12	271
Wheat for grain, all	2	(D)
TOP LIVESTOCK INVENTORY ITEMS (number)		
Horses and ponies	11	222
Layers	7	182
Cattle and calves	10	136
Goats, all	5	50
Sheep and lambs	1	(D)

Operator Characteristics

Item	Quantity
Primary occupation:	
Farming	21
Other	34
Days worked off farm:	
None	19
Any	36
Years on present farm:	
2 years or less	1
3 to 4 years	3
5 to 9 years	10
10 years or more	41
Age group:	
Under 45 years	5
45 to 64 years	34
65 years and over	16
Average age of principal operator (years)	59.4

Economic Characteristics

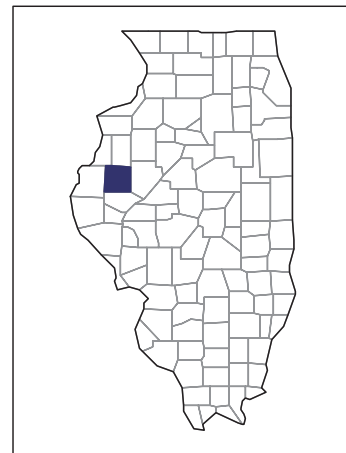
Item	Quantity
Farms by value of sales:	
Less than \$1,000	25
\$1,000 to \$2,499	6
\$2,500 to \$4,999	6
\$5,000 to \$9,999	7
\$10,000 to \$49,999	8
\$50,000 to \$99,999	2
\$100,000 to \$249,999	-
\$250,000 to \$499,999	1
\$500,000 or more	-
Total farm production expenses (\$1,000)	564
Average per farm (\$)	10,247
Net cash farm income of operation (\$1,000)	346
Average per farm (\$)	6,298
Value of agricultural products sold directly to individuals for human consumption (\$1,000)	(D)
Total organic product sales (\$1,000)	-
Total income from farm-related sources, gross before taxes and expenses (\$1,000)	209

See "Census of Agriculture, Volume 1, Geographic Area Series" for complete footnotes, explanations, definitions, and methodology.
(D) Cannot be disclosed. (Z) Less than half of the unit shown.

2007 CENSUS *OF* **AGRICULTURE**

McDonough County – Illinois

Farms with Spanish, Hispanic, or Latino Operators Compared with All Farms



Data are not available at this geographic level for farms with Spanish, Hispanic, or Latino operators.



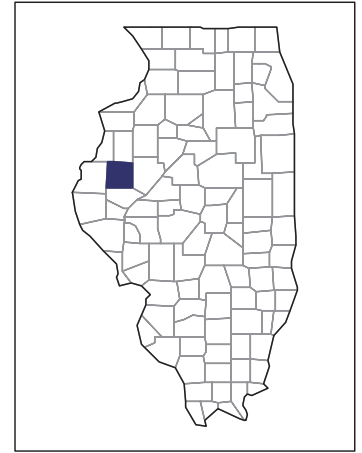
United States Department of Agriculture
National Agricultural Statistics Service

www.agcensus.usda.gov

2007 CENSUS OF AGRICULTURE

McDonough County – Illinois

Farms with American Indian or Alaska Native Operators Compared with All Farms



Data are not available at this geographic level for farms with American Indian or Alaska Native operators.



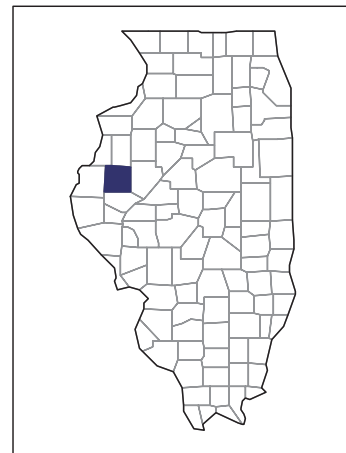
United States Department of Agriculture
National Agricultural Statistics Service

www.agcensus.usda.gov

2007 CENSUS *OF* **AGRICULTURE**

McDonough County – Illinois

**Farms with Asian Operators
Compared with All Farms**



Data are not available at this geographic level for farms with Asian operators.



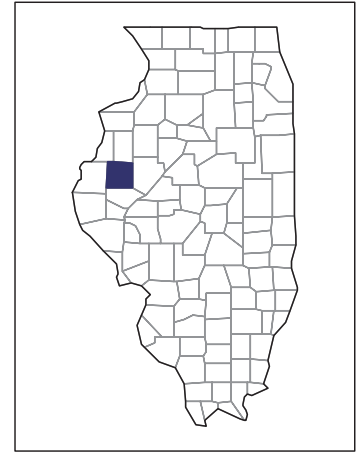
United States Department of Agriculture
National Agricultural Statistics Service

www.agcensus.usda.gov

2007 CENSUS *OF* **AGRICULTURE**

McDonough County – Illinois

Farms with Black or African American Operators Compared with All Farms



Data are not available at this geographic level for farms with Black or African American operators.



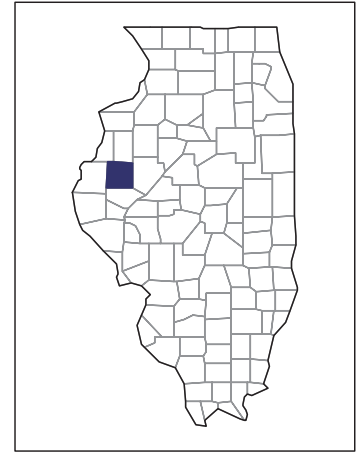
United States Department of Agriculture
National Agricultural Statistics Service

www.agcensus.usda.gov

2007 CENSUS *OF* AGRICULTURE

McDonough County – Illinois

Farms with Native Hawaiian or Other Pacific Islander Operators Compared with All Farms



Data are not available at this geographic level for farms with Native Hawaiian or Other Pacific Islander operators.



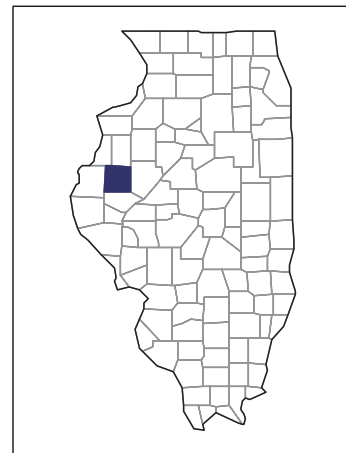
United States Department of Agriculture
National Agricultural Statistics Service

www.agcensus.usda.gov

2007 CENSUS *OF* AGRICULTURE

McDonough County – Illinois

**Farms with White Operators
Compared with All Farms**



Data are not available at this geographic level for farms with White operators.



United States Department of Agriculture
National Agricultural Statistics Service

www.agcensus.usda.gov

