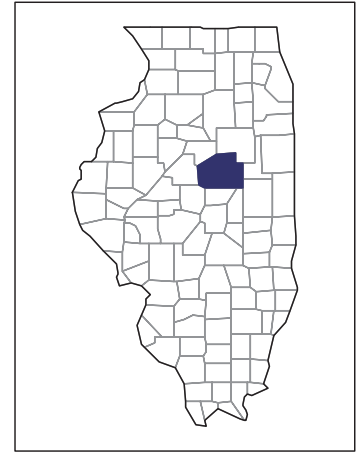


2007 CENSUS OF AGRICULTURE



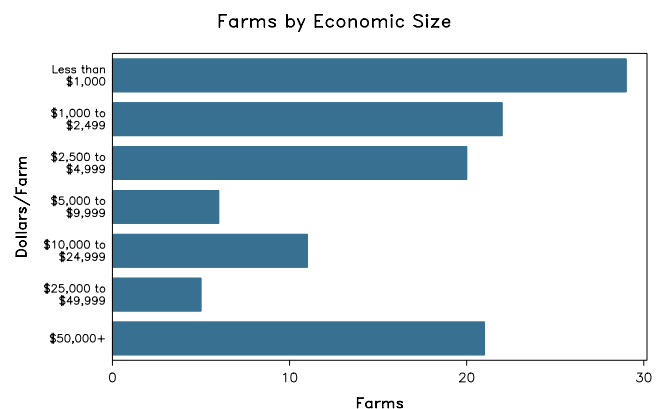
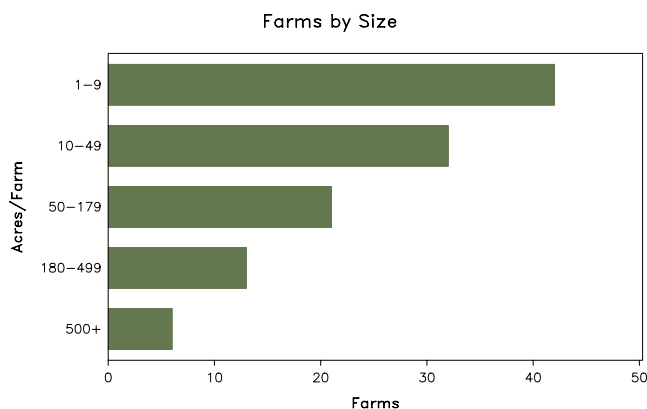
McLean County – Illinois

Farms with Women Principal Operators Compared with All Farms

	Women Principal Operators	All Farms
Number of Farms	114	1,513
Land in Farms	14,358 acres	675,984 acres
Average Size of Farm	126 acres	447 acres
Market Value of Products Sold	\$5,805,000	\$366,547,000
Crop Sales	\$5,695,000	\$328,157,000
Livestock Sales	\$109,000	\$38,391,000
Average Per Farm	\$50,917	\$242,265
Government Payments	\$398,000	\$12,275,000
Average Per Farm Receiving Payments	\$5,521	\$10,420

See footnotes on reverse page.

Farms with Women Principal Operators



2007 CENSUS OF AGRICULTURE

McLean County – Illinois Farms with Women Principal Operators

Selected Highlights

Item	Farms	Quantity
MARKET VALUE OF AGRICULTURAL PRODUCTS SOLD (\$1,000)		
Total value of agricultural products sold	114	5,805
Value of crops including nursery and greenhouse	43	5,695
Value of livestock, poultry, and their products	26	109
VALUE OF SALES BY COMMODITY GROUP (\$1,000)		
Grains, oilseeds, dry beans, and dry peas	34	5,674
Tobacco	-	-
Cotton and cottonseed	-	-
Vegetables, melons, potatoes and sweet potatoes	3	6
Fruits, tree nuts, and berries	5	4
Nursery, greenhouse, floriculture, and sod	-	-
Cut Christmas trees and short rotation woody crops	-	-
Other crops and hay	4	12
Poultry and eggs	6	(D)
Cattle and calves	3	(D)
Milk and other dairy products from cows	-	-
Hogs and pigs	-	-
Sheep, goats, and their products	14	16
Horses, ponies, mules, burros, and donkeys	3	25
Aquaculture	-	-
Other animals and other animal products	8	(D)
TOP CROP ITEMS (acres)		
Corn for grain	34	5,783
Soybeans for beans	27	5,149
Forage - land used for all hay and haylage, grass silage, and greenchop	13	211
Wheat for grain, all	2	(D)
Land in berries	6	6
TOP LIVESTOCK INVENTORY ITEMS (number)		
Horses and ponies	39	316
Cattle and calves	10	168
Goats, all	13	137
Pigeons or squab	1	(D)
Sheep and lambs	5	77

Operator Characteristics

Item	Quantity
Primary occupation:	
Farming	37
Other	77
Days worked off farm:	
None	39
Any	75
Years on present farm:	
2 years or less	2
3 to 4 years	11
5 to 9 years	24
10 years or more	77
Age group:	
Under 45 years	22
45 to 64 years	66
65 years and over	26
Average age of principal operator (years)	56.6

Economic Characteristics

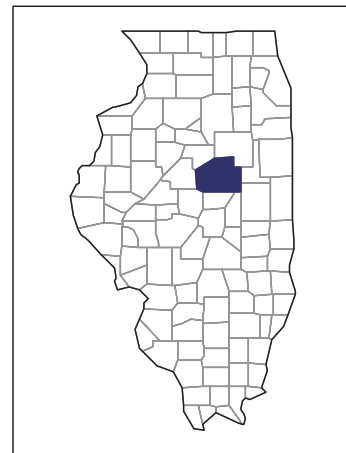
Item	Quantity
Farms by value of sales:	
Less than \$1,000	65
\$1,000 to \$2,499	9
\$2,500 to \$4,999	5
\$5,000 to \$9,999	2
\$10,000 to \$49,999	13
\$50,000 to \$99,999	5
\$100,000 to \$249,999	12
\$250,000 to \$499,999	1
\$500,000 or more	2
Total farm production expenses (\$1,000)	4,057
Average per farm (\$)	35,589
Net cash farm income of operation (\$1,000)	3,063
Average per farm (\$)	26,865
Value of agricultural products sold directly to individuals for human consumption (\$1,000)	14
Total organic product sales (\$1,000)	(D)
Total income from farm-related sources, gross before taxes and expenses (\$1,000)	918

See "Census of Agriculture, Volume 1, Geographic Area Series" for complete footnotes, explanations, definitions, and methodology.
(D) Cannot be disclosed. (Z) Less than half of the unit shown.

2007 CENSUS OF AGRICULTURE

McLean County – Illinois

Farms with Spanish, Hispanic, or Latino Operators Compared with All Farms



Data are not available at this geographic level for farms with Spanish, Hispanic, or Latino operators.



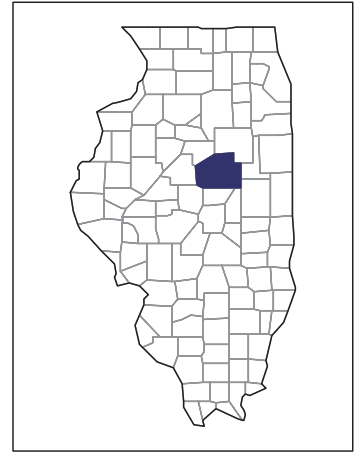
United States Department of Agriculture
National Agricultural Statistics Service

www.agcensus.usda.gov

2007 CENSUS *OF* **AGRICULTURE**

McLean County – Illinois

Farms with American Indian or Alaska Native Operators Compared with All Farms



Data are not available at this geographic level for farms with American Indian or Alaska Native operators.



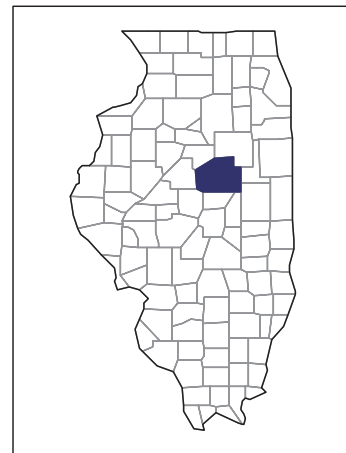
United States Department of Agriculture
National Agricultural Statistics Service

www.agcensus.usda.gov

2007 CENSUS OF AGRICULTURE

McLean County – Illinois

**Farms with Asian Operators
Compared with All Farms**



Data are not available at this geographic level for farms with Asian operators.



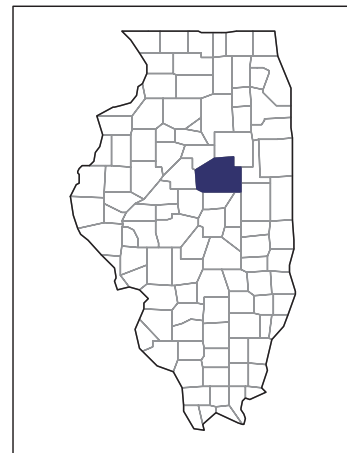
United States Department of Agriculture
National Agricultural Statistics Service

www.agcensus.usda.gov

2007 CENSUS *OF* AGRICULTURE

McLean County – Illinois

**Farms with Black or African American
Operators Compared with All Farms**



Data are not available at this geographic level for farms with Black or African American operators.



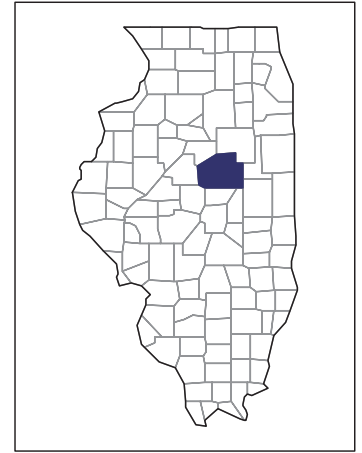
United States Department of Agriculture
National Agricultural Statistics Service

www.agcensus.usda.gov

2007 CENSUS *OF* **AGRICULTURE**

McLean County – Illinois

Farms with Native Hawaiian or Other Pacific Islander Operators Compared with All Farms



Data are not available at this geographic level for farms with Native Hawaiian or Other Pacific Islander operators.



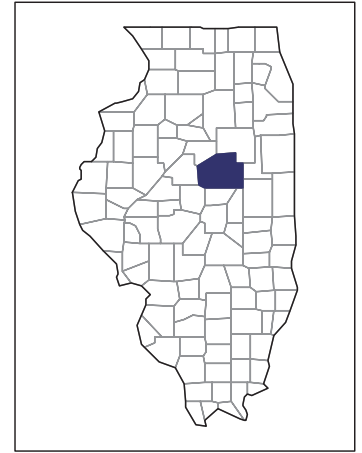
United States Department of Agriculture
National Agricultural Statistics Service

www.agcensus.usda.gov

2007 CENSUS *OF* **AGRICULTURE**

McLean County – Illinois

**Farms with White Operators
Compared with All Farms**



Data are not available at this geographic level for farms with White operators.



United States Department of Agriculture
National Agricultural Statistics Service

www.agcensus.usda.gov

