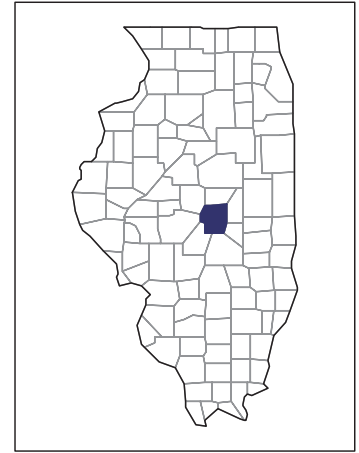


2007 CENSUS OF AGRICULTURE



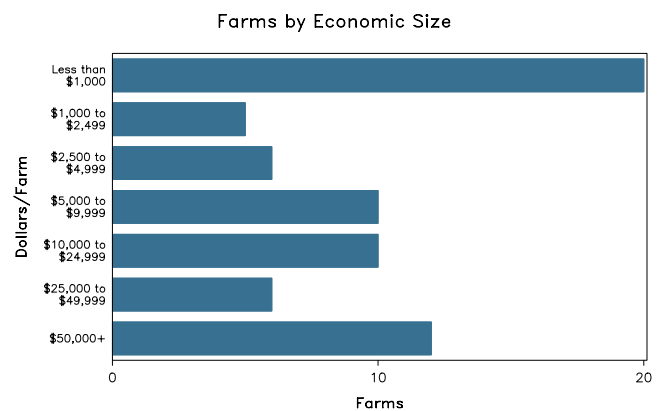
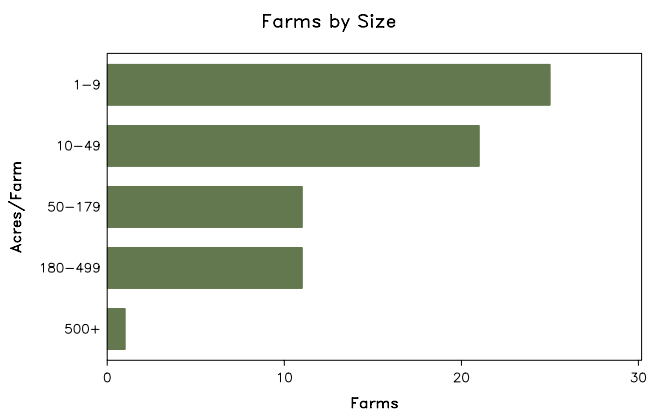
Macon County – Illinois

Farms with Women Principal Operators Compared with All Farms

	Women Principal Operators	All Farms
Number of Farms	69	708
Land in Farms	6,294 acres	290,603 acres
Average Size of Farm	91 acres	410 acres
Market Value of Products Sold	\$2,773,000	\$156,796,000
Crop Sales	\$2,647,000	\$151,776,000
Livestock Sales	\$126,000	\$5,020,000
Average Per Farm	\$40,187	\$221,463
Government Payments	\$135,000	\$5,131,000
Average Per Farm Receiving Payments	\$3,566	\$9,772

See footnotes on reverse page.

Farms with Women Principal Operators



2007 CENSUS OF AGRICULTURE

Macon County – Illinois Farms with Women Principal Operators

Selected Highlights

Item	Farms	Quantity
MARKET VALUE OF AGRICULTURAL PRODUCTS SOLD (\$1,000)		
Total value of agricultural products sold	69	2,773
Value of crops including nursery and greenhouse	42	2,647
Value of livestock, poultry, and their products	19	126
VALUE OF SALES BY COMMODITY GROUP (\$1,000)		
Grains, oilseeds, dry beans, and dry peas	32	(D)
Tobacco	-	-
Cotton and cottonseed	-	-
Vegetables, melons, potatoes and sweet potatoes	1	(D)
Fruits, tree nuts, and berries	-	-
Nursery, greenhouse, floriculture, and sod	1	(D)
Cut Christmas trees and short rotation woody crops	1	(D)
Other crops and hay	7	23
Poultry and eggs	1	(D)
Cattle and calves	5	(D)
Milk and other dairy products from cows	1	(D)
Hogs and pigs	1	(D)
Sheep, goats, and their products	3	1
Horses, ponies, mules, burros, and donkeys	9	(D)
Aquaculture	-	-
Other animals and other animal products	1	(D)
TOP CROP ITEMS (acres)		
Corn for grain	27	3,274
Soybeans for beans	17	1,906
Forage - land used for all hay and haylage, grass silage, and greenchop	10	131
Cut Christmas trees	1	(D)
Walnuts, English	1	(D)
TOP LIVESTOCK INVENTORY ITEMS (number)		
Horses and ponies	29	135
Goats, all	8	128
Cattle and calves	10	108
Geese	5	100
Hogs and pigs	5	85

Operator Characteristics

Item	Quantity
Primary occupation:	
Farming	29
Other	40
Days worked off farm:	
None	19
Any	50
Years on present farm:	
2 years or less	-
3 to 4 years	7
5 to 9 years	20
10 years or more	42
Age group:	
Under 45 years	11
45 to 64 years	39
65 years and over	19
Average age of principal operator (years)	56.3

Economic Characteristics

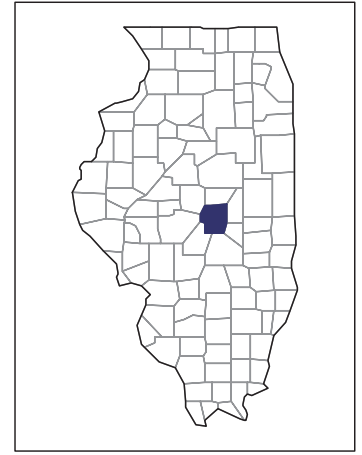
Item	Quantity
Farms by value of sales:	
Less than \$1,000	26
\$1,000 to \$2,499	1
\$2,500 to \$4,999	5
\$5,000 to \$9,999	9
\$10,000 to \$49,999	16
\$50,000 to \$99,999	5
\$100,000 to \$249,999	4
\$250,000 to \$499,999	2
\$500,000 or more	1
Total farm production expenses (\$1,000)	2,050
Average per farm (\$)	29,703
Net cash farm income of operation (\$1,000)	1,003
Average per farm (\$)	14,541
Value of agricultural products sold directly to individuals for human consumption (\$1,000)	(D)
Total organic product sales (\$1,000)	-
Total income from farm-related sources, gross before taxes and expenses (\$1,000)	144

See "Census of Agriculture, Volume 1, Geographic Area Series" for complete footnotes, explanations, definitions, and methodology.
(D) Cannot be disclosed. (Z) Less than half of the unit shown.

2007 CENSUS *OF* **AGRICULTURE**

Macon County – Illinois

Farms with Spanish, Hispanic, or Latino Operators Compared with All Farms



Data are not available at this geographic level for farms with Spanish, Hispanic, or Latino operators.



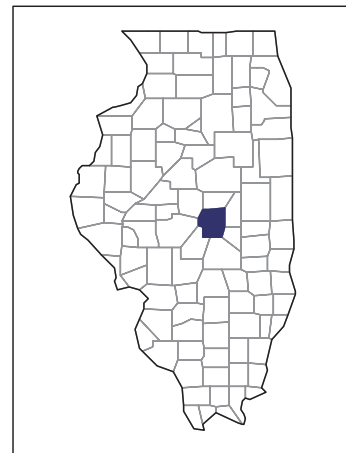
United States Department of Agriculture
National Agricultural Statistics Service

www.agcensus.usda.gov

2007 CENSUS OF AGRICULTURE

Macon County – Illinois

Farms with American Indian or Alaska Native Operators Compared with All Farms



Data are not available at this geographic level for farms with American Indian or Alaska Native operators.



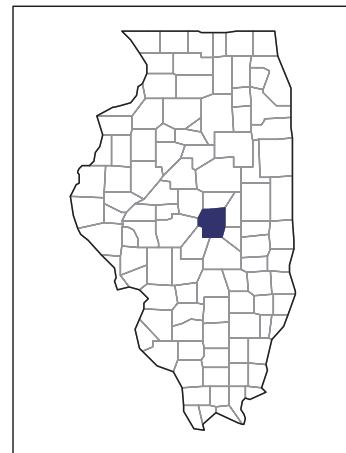
United States Department of Agriculture
National Agricultural Statistics Service

www.agcensus.usda.gov

2007 CENSUS *OF* **AGRICULTURE**

Macon County – Illinois

**Farms with Asian Operators
Compared with All Farms**



Data are not available at this geographic level for farms with Asian operators.



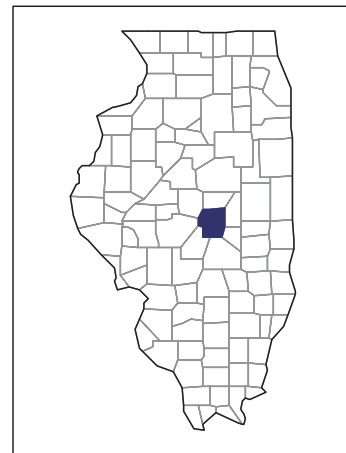
United States Department of Agriculture
National Agricultural Statistics Service

www.agcensus.usda.gov

2007 CENSUS *OF* AGRICULTURE

Macon County – Illinois

Farms with Black or African American Operators Compared with All Farms



Data are not available at this geographic level for farms with Black or African American operators.



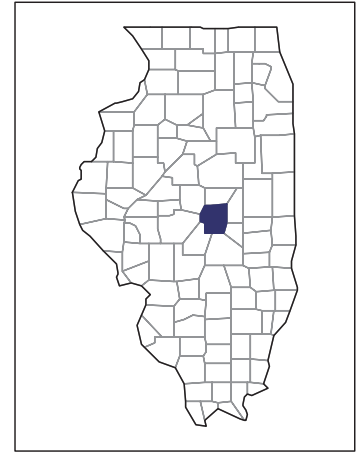
United States Department of Agriculture
National Agricultural Statistics Service

www.agcensus.usda.gov

2007 CENSUS *OF* AGRICULTURE

Macon County – Illinois

Farms with Native Hawaiian or Other Pacific Islander Operators Compared with All Farms



Data are not available at this geographic level for farms with Native Hawaiian or Other Pacific Islander operators.



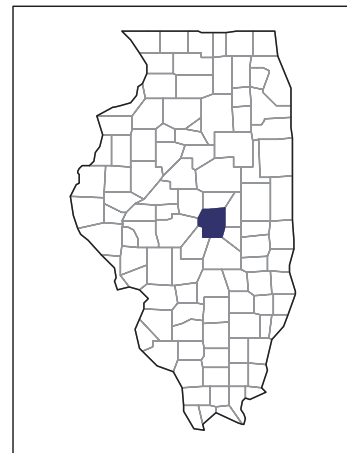
United States Department of Agriculture
National Agricultural Statistics Service

www.agcensus.usda.gov

2007 CENSUS *OF* AGRICULTURE

Macon County – Illinois

**Farms with White Operators
Compared with All Farms**



Data are not available at this geographic level for farms with White operators.



United States Department of Agriculture
National Agricultural Statistics Service

www.agcensus.usda.gov

