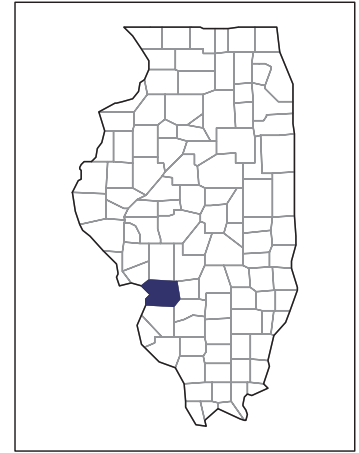


2007 CENSUS OF AGRICULTURE



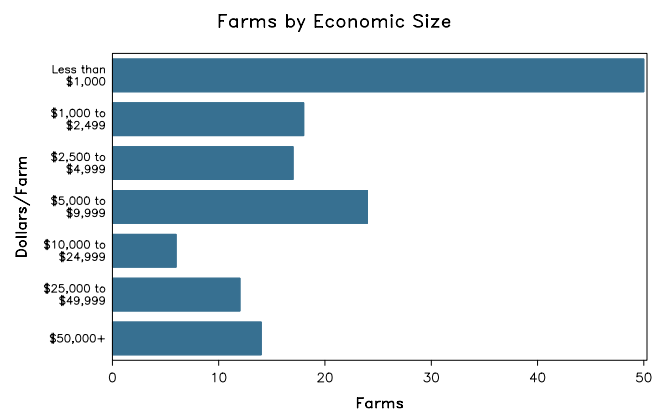
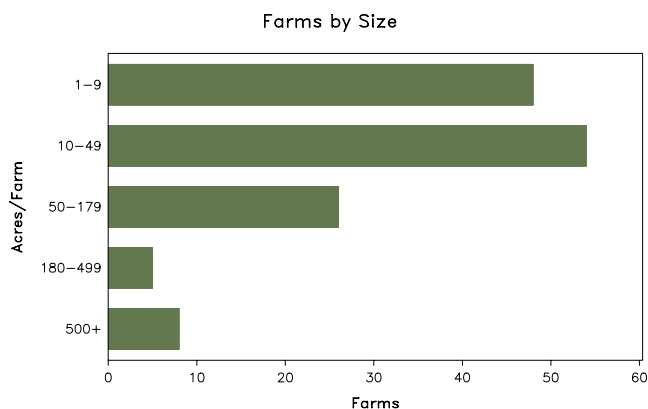
Madison County – Illinois

Farms with Women Principal Operators Compared with All Farms

	Women Principal Operators	All Farms
Number of Farms	141	1,229
Land in Farms	15,255 acres	312,936 acres
Average Size of Farm	108 acres	255 acres
Market Value of Products Sold	\$4,752,000	\$131,927,000
Crop Sales	\$4,522,000	\$118,024,000
Livestock Sales	\$231,000	\$13,902,000
Average Per Farm	\$33,704	\$107,345
Government Payments	\$270,000	\$4,419,000
Average Per Farm Receiving Payments	\$5,505	\$5,939

See footnotes on reverse page.

Farms with Women Principal Operators



2007 CENSUS OF AGRICULTURE

Madison County – Illinois Farms with Women Principal Operators

Selected Highlights

Item	Farms	Quantity
MARKET VALUE OF AGRICULTURAL PRODUCTS SOLD (\$1,000)		
Total value of agricultural products sold	141	4,752
Value of crops including nursery and greenhouse	51	4,522
Value of livestock, poultry, and their products	48	231
VALUE OF SALES BY COMMODITY GROUP (\$1,000)		
Grains, oilseeds, dry beans, and dry peas	36	3,644
Tobacco	-	-
Cotton and cottonseed	-	-
Vegetables, melons, potatoes and sweet potatoes	2	(D)
Fruits, tree nuts, and berries	3	(D)
Nursery, greenhouse, floriculture, and sod	9	(D)
Cut Christmas trees and short rotation woody crops	1	(D)
Other crops and hay	10	41
Poultry and eggs	23	(D)
Cattle and calves	18	125
Milk and other dairy products from cows	1	(D)
Hogs and pigs	1	(D)
Sheep, goats, and their products	4	6
Horses, ponies, mules, burros, and donkeys	12	66
Aquaculture	-	-
Other animals and other animal products	2	(D)
TOP CROP ITEMS (acres)		
Corn for grain	27	5,877
Soybeans for beans	28	5,086
Wheat for grain, all	15	2,295
Forage - land used for all hay and haylage, grass silage, and greenchop	22	414
Nursery stock	3	(D)
TOP LIVESTOCK INVENTORY ITEMS (number)		
Cattle and calves	24	737
Layers	24	585
Horses and ponies	52	441
Geese	12	54
Sheep and lambs	4	50

Operator Characteristics

Item	Quantity
Primary occupation:	
Farming	84
Other	57
Days worked off farm:	
None	73
Any	68
Years on present farm:	
2 years or less	14
3 to 4 years	12
5 to 9 years	30
10 years or more	85
Age group:	
Under 45 years	26
45 to 64 years	74
65 years and over	41
Average age of principal operator (years)	57.8

Economic Characteristics

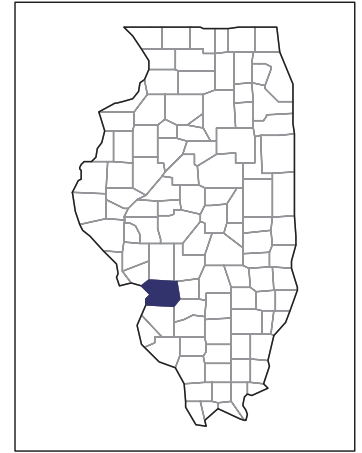
Item	Quantity
Farms by value of sales:	
Less than \$1,000	66
\$1,000 to \$2,499	12
\$2,500 to \$4,999	13
\$5,000 to \$9,999	18
\$10,000 to \$49,999	18
\$50,000 to \$99,999	3
\$100,000 to \$249,999	4
\$250,000 to \$499,999	7
\$500,000 or more	-
Total farm production expenses (\$1,000)	4,928
Average per farm (\$)	34,948
Net cash farm income of operation (\$1,000)	503
Average per farm (\$)	3,565
Value of agricultural products sold directly to individuals for human consumption (\$1,000)	16
Total organic product sales (\$1,000)	(D)
Total income from farm-related sources, gross before taxes and expenses (\$1,000)	408

See "Census of Agriculture, Volume 1, Geographic Area Series" for complete footnotes, explanations, definitions, and methodology.
(D) Cannot be disclosed. (Z) Less than half of the unit shown.

2007 CENSUS OF AGRICULTURE

Madison County – Illinois

Farms with Spanish, Hispanic, or Latino Operators Compared with All Farms



Data are not available at this geographic level for farms with Spanish, Hispanic, or Latino operators.



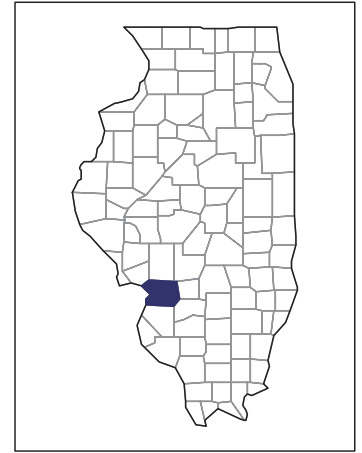
United States Department of Agriculture
National Agricultural Statistics Service

www.agcensus.usda.gov

2007 CENSUS OF AGRICULTURE

Madison County – Illinois

Farms with American Indian or Alaska Native Operators Compared with All Farms



Data are not available at this geographic level for farms with American Indian or Alaska Native operators.



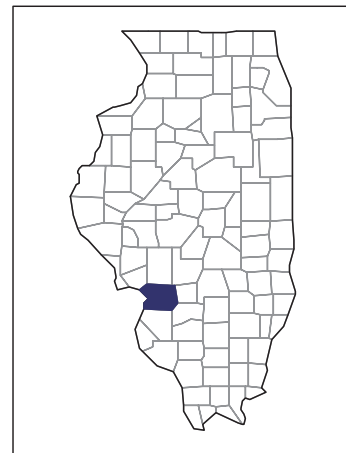
United States Department of Agriculture
National Agricultural Statistics Service

www.agcensus.usda.gov

2007 CENSUS OF AGRICULTURE

Madison County – Illinois

**Farms with Asian Operators
Compared with All Farms**



Data are not available at this geographic level for farms with Asian operators.



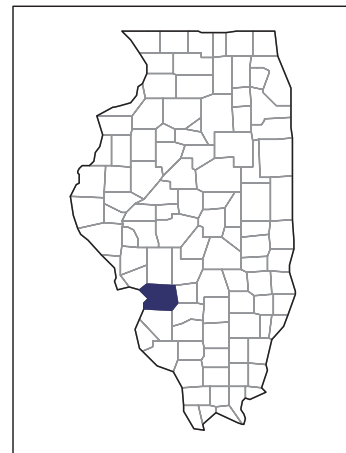
United States Department of Agriculture
National Agricultural Statistics Service

www.agcensus.usda.gov

2007 CENSUS OF AGRICULTURE

Madison County – Illinois

Farms with Black or African American Operators Compared with All Farms



Data are not available at this geographic level for farms with Black or African American operators.



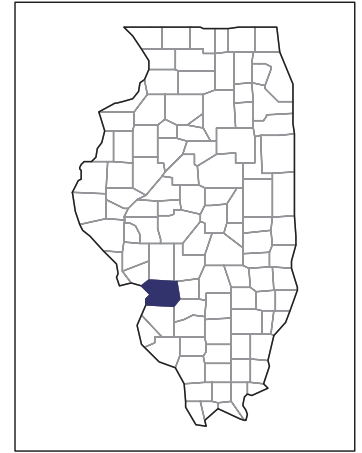
United States Department of Agriculture
National Agricultural Statistics Service

www.agcensus.usda.gov

2007 CENSUS *OF* AGRICULTURE

Madison County – Illinois

Farms with Native Hawaiian or Other Pacific Islander Operators Compared with All Farms



Data are not available at this geographic level for farms with Native Hawaiian or Other Pacific Islander operators.



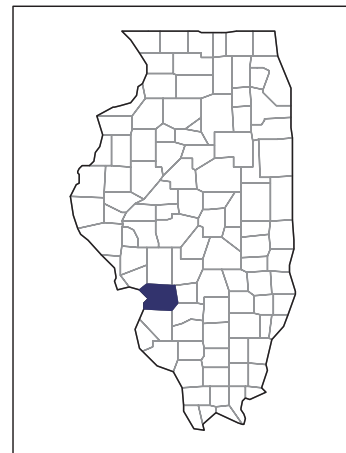
United States Department of Agriculture
National Agricultural Statistics Service

www.agcensus.usda.gov

2007 CENSUS OF AGRICULTURE

Madison County – Illinois

**Farms with White Operators
Compared with All Farms**



Data are not available at this geographic level for farms with White operators.



United States Department of Agriculture
National Agricultural Statistics Service

www.agcensus.usda.gov

