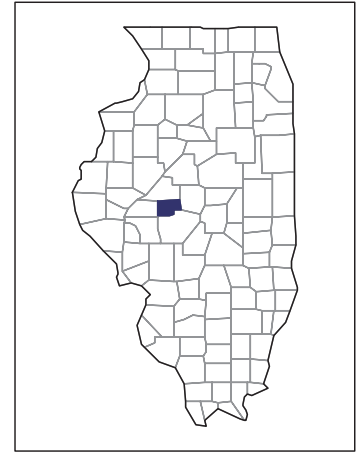


2007 CENSUS OF AGRICULTURE



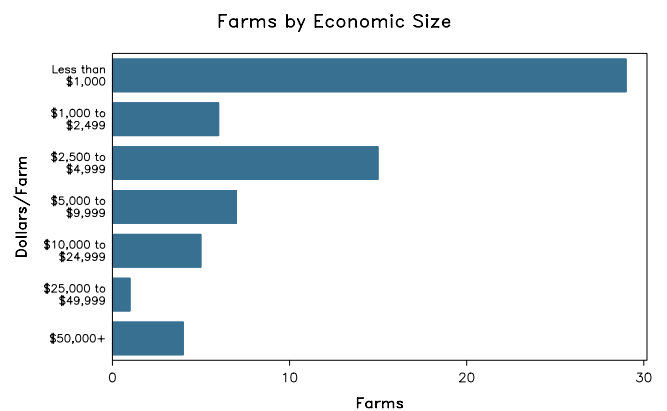
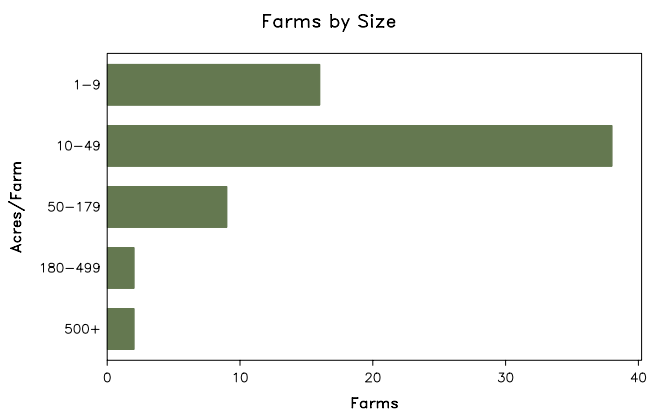
Menard County – Illinois

Farms with Women Principal Operators Compared with All Farms

	Women Principal Operators	All Farms
Number of Farms	67	411
Land in Farms	3,910 acres	168,594 acres
Average Size of Farm	58 acres	410 acres
Market Value of Products Sold	\$798,000	\$80,744,000
Crop Sales	\$726,000	\$74,358,000
Livestock Sales	\$72,000	\$6,386,000
Average Per Farm	\$11,907	\$196,457
Government Payments	\$160,000	\$3,017,000
Average Per Farm Receiving Payments	\$3,631	\$9,489

See footnotes on reverse page.

Farms with Women Principal Operators



2007 CENSUS OF AGRICULTURE

Menard County – Illinois Farms with Women Principal Operators

Selected Highlights

Item	Farms	Quantity
MARKET VALUE OF AGRICULTURAL PRODUCTS SOLD (\$1,000)		
Total value of agricultural products sold	67	798
Value of crops including nursery and greenhouse	24	726
Value of livestock, poultry, and their products	10	72
VALUE OF SALES BY COMMODITY GROUP (\$1,000)		
Grains, oilseeds, dry beans, and dry peas	10	(D)
Tobacco	-	-
Cotton and cottonseed	-	-
Vegetables, melons, potatoes and sweet potatoes	-	-
Fruits, tree nuts, and berries	-	-
Nursery, greenhouse, floriculture, and sod	-	-
Cut Christmas trees and short rotation woody crops	-	-
Other crops and hay	14	(D)
Poultry and eggs	1	(D)
Cattle and calves	6	(D)
Milk and other dairy products from cows	-	-
Hogs and pigs	-	-
Sheep, goats, and their products	1	(D)
Horses, ponies, mules, burros, and donkeys	2	(D)
Aquaculture	-	-
Other animals and other animal products	1	(D)
TOP CROP ITEMS (acres)		
Corn for grain	9	1,084
Soybeans for beans	8	655
Forage - land used for all hay and haylage, grass silage, and greenchop	21	212
TOP LIVESTOCK INVENTORY ITEMS (number)		
Cattle and calves	8	204
Horses and ponies	31	202
Broilers and other meat-type chickens	1	(D)
Layers	6	42
Mules, burros, and donkeys	9	(D)

Operator Characteristics

Item	Quantity
Primary occupation:	
Farming	22
Other	45
Days worked off farm:	
None	20
Any	47
Years on present farm:	
2 years or less	5
3 to 4 years	1
5 to 9 years	24
10 years or more	37
Age group:	
Under 45 years	8
45 to 64 years	48
65 years and over	11
Average age of principal operator (years)	56.0

Economic Characteristics

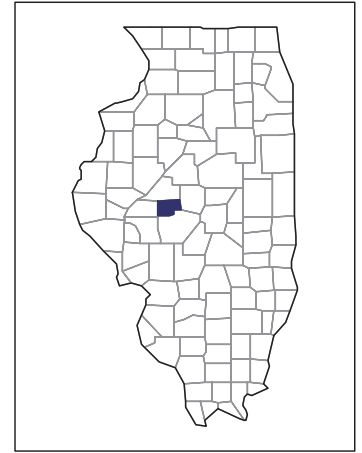
Item	Quantity
Farms by value of sales:	
Less than \$1,000	48
\$1,000 to \$2,499	5
\$2,500 to \$4,999	3
\$5,000 to \$9,999	4
\$10,000 to \$49,999	3
\$50,000 to \$99,999	1
\$100,000 to \$249,999	2
\$250,000 to \$499,999	1
\$500,000 or more	-
Total farm production expenses (\$1,000)	1,804
Average per farm (\$)	26,926
Net cash farm income of operation (\$1,000)	-635
Average per farm (\$)	-9,471
Value of agricultural products sold directly to individuals for human consumption (\$1,000)	(D)
Total organic product sales (\$1,000)	-
Total income from farm-related sources, gross before taxes and expenses (\$1,000)	212

See "Census of Agriculture, Volume 1, Geographic Area Series" for complete footnotes, explanations, definitions, and methodology.
(D) Cannot be disclosed. (Z) Less than half of the unit shown.

2007 CENSUS OF AGRICULTURE

Menard County – Illinois

Farms with Spanish, Hispanic, or Latino Operators Compared with All Farms



Data are not available at this geographic level for farms with Spanish, Hispanic, or Latino operators.



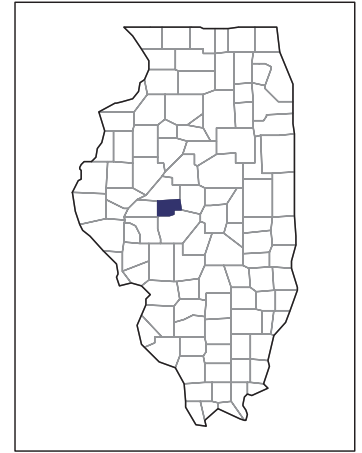
United States Department of Agriculture
National Agricultural Statistics Service

www.agcensus.usda.gov

2007 CENSUS *OF* AGRICULTURE

Menard County – Illinois

Farms with American Indian or Alaska Native Operators Compared with All Farms



Data are not available at this geographic level for farms with American Indian or Alaska Native operators.



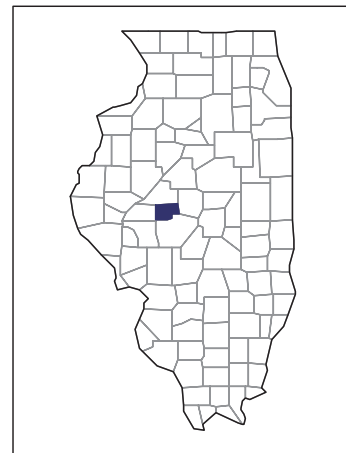
United States Department of Agriculture
National Agricultural Statistics Service

www.agcensus.usda.gov

2007 CENSUS *OF* **AGRICULTURE**

Menard County – Illinois

**Farms with Asian Operators
Compared with All Farms**



Data are not available at this geographic level for farms with Asian operators.



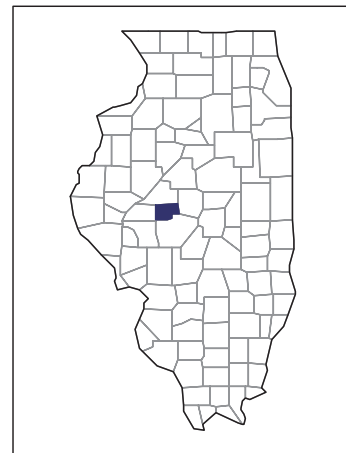
United States Department of Agriculture
National Agricultural Statistics Service

www.agcensus.usda.gov

2007 CENSUS OF AGRICULTURE

Menard County – Illinois

Farms with Black or African American Operators Compared with All Farms



Data are not available at this geographic level for farms with Black or African American operators.



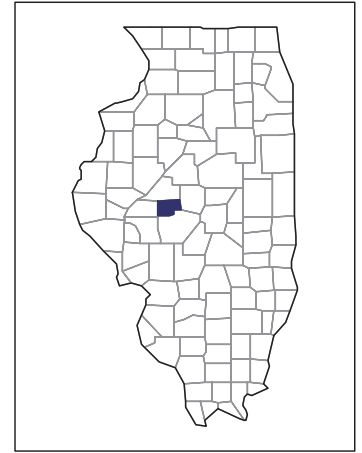
United States Department of Agriculture
National Agricultural Statistics Service

www.agcensus.usda.gov

2007 CENSUS *OF* AGRICULTURE

Menard County – Illinois

Farms with Native Hawaiian or Other Pacific Islander Operators Compared with All Farms



Data are not available at this geographic level for farms with Native Hawaiian or Other Pacific Islander operators.



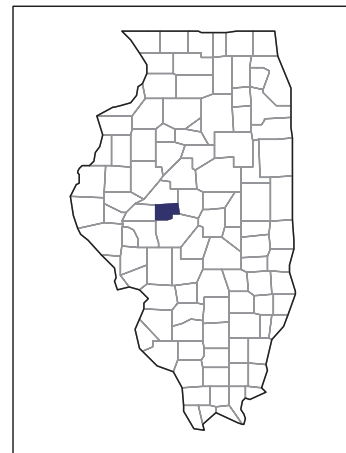
United States Department of Agriculture
National Agricultural Statistics Service

www.agcensus.usda.gov

2007 CENSUS OF AGRICULTURE

Menard County – Illinois

Farms with White Operators Compared with All Farms



Data are not available at this geographic level for farms with White operators.



United States Department of Agriculture
National Agricultural Statistics Service

www.agcensus.usda.gov

