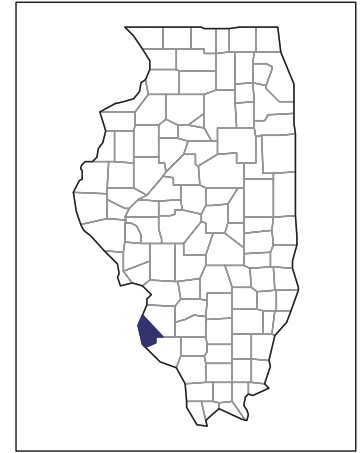


2007 CENSUS OF AGRICULTURE



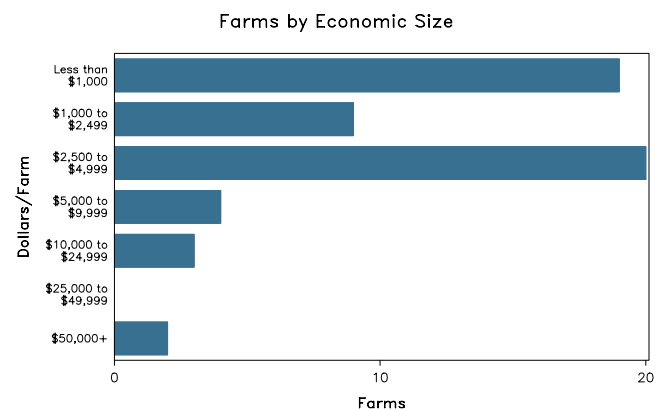
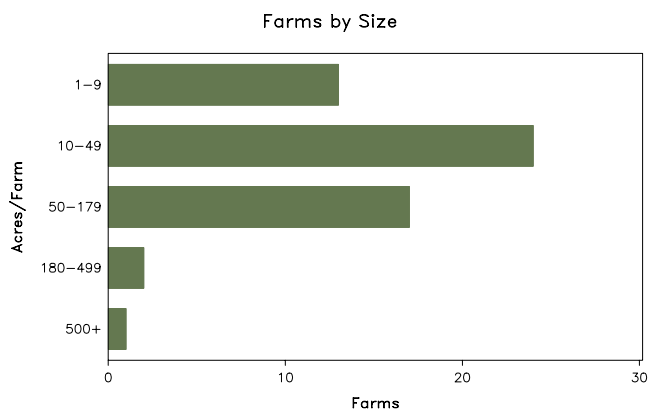
Monroe County – Illinois

Farms with Women Principal Operators Compared with All Farms

	Women Principal Operators	All Farms
Number of Farms	57	678
Land in Farms	3,493 acres	178,134 acres
Average Size of Farm	61 acres	263 acres
Market Value of Products Sold	\$542,000	\$62,887,000
Crop Sales	\$506,000	\$47,268,000
Livestock Sales	\$36,000	\$15,619,000
Average Per Farm	\$9,504	\$92,754
Government Payments	\$102,000	\$2,774,000
Average Per Farm Receiving Payments	\$3,636	\$6,452

See footnotes on reverse page.

Farms with Women Principal Operators



2007 CENSUS OF AGRICULTURE

Monroe County – Illinois Farms with Women Principal Operators

Selected Highlights

Item	Farms	Quantity
MARKET VALUE OF AGRICULTURAL PRODUCTS SOLD (\$1,000)		
Total value of agricultural products sold	57	542
Value of crops including nursery and greenhouse	16	506
Value of livestock, poultry, and their products	18	36
VALUE OF SALES BY COMMODITY GROUP (\$1,000)		
Grains, oilseeds, dry beans, and dry peas	5	(D)
Tobacco	-	-
Cotton and cottonseed	-	-
Vegetables, melons, potatoes and sweet potatoes	5	(D)
Fruits, tree nuts, and berries	3	2
Nursery, greenhouse, floriculture, and sod	-	-
Cut Christmas trees and short rotation woody crops	-	-
Other crops and hay	3	5
Poultry and eggs	6	1
Cattle and calves	7	22
Milk and other dairy products from cows	-	-
Hogs and pigs	-	-
Sheep, goats, and their products	8	5
Horses, ponies, mules, burros, and donkeys	4	7
Aquaculture	-	-
Other animals and other animal products	4	1
TOP CROP ITEMS (acres)		
Soybeans for beans	4	640
Corn for grain	4	396
Wheat for grain, all	4	251
Forage - land used for all hay and haylage, grass silage, and greenchop	8	146
Vegetables harvested for sale	5	4
TOP LIVESTOCK INVENTORY ITEMS (number)		
Cattle and calves	18	207
Rabbits and their pelts	4	152
Horses and ponies	11	128
Sheep and lambs	3	51
Goats, all	5	30

Operator Characteristics

Item	Quantity
Primary occupation:	
Farming	30
Other	27
Days worked off farm:	
None	18
Any	39
Years on present farm:	
2 years or less	-
3 to 4 years	2
5 to 9 years	17
10 years or more	38
Age group:	
Under 45 years	18
45 to 64 years	26
65 years and over	13
Average age of principal operator (years)	51.2

Economic Characteristics

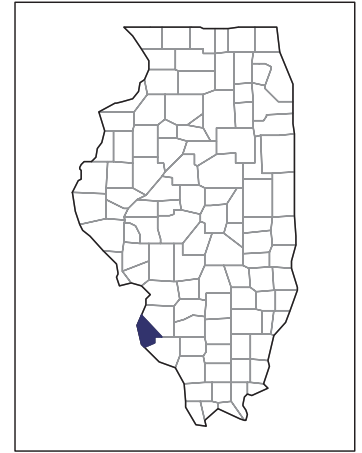
Item	Quantity
Farms by value of sales:	
Less than \$1,000	36
\$1,000 to \$2,499	8
\$2,500 to \$4,999	7
\$5,000 to \$9,999	3
\$10,000 to \$49,999	1
\$50,000 to \$99,999	1
\$100,000 to \$249,999	-
\$250,000 to \$499,999	1
\$500,000 or more	-
Total farm production expenses (\$1,000)	609
Average per farm (\$)	10,679
Net cash farm income of operation (\$1,000)	84
Average per farm (\$)	1,467
Value of agricultural products sold directly to individuals for human consumption (\$1,000)	3
Total organic product sales (\$1,000)	-
Total income from farm-related sources, gross before taxes and expenses (\$1,000)	49

See "Census of Agriculture, Volume 1, Geographic Area Series" for complete footnotes, explanations, definitions, and methodology.
(D) Cannot be disclosed. (Z) Less than half of the unit shown.

2007 CENSUS *OF* **AGRICULTURE**

Monroe County – Illinois

Farms with Spanish, Hispanic, or Latino Operators Compared with All Farms



Data are not available at this geographic level for farms with Spanish, Hispanic, or Latino operators.



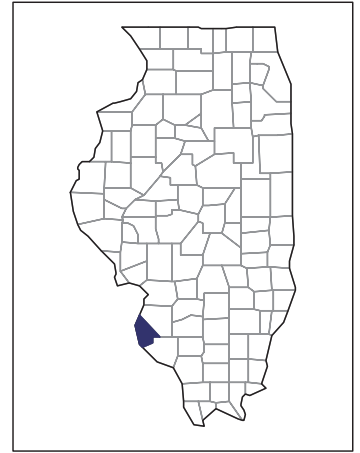
United States Department of Agriculture
National Agricultural Statistics Service

www.agcensus.usda.gov

2007 CENSUS *OF* AGRICULTURE

Monroe County – Illinois

Farms with American Indian or Alaska Native Operators Compared with All Farms



Data are not available at this geographic level for farms with American Indian or Alaska Native operators.



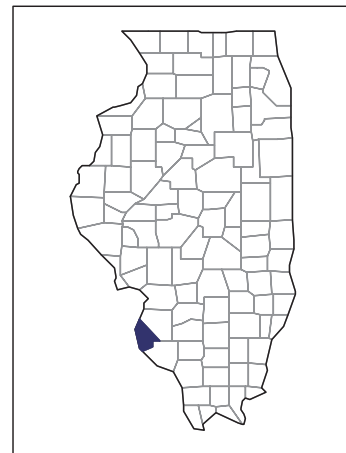
United States Department of Agriculture
National Agricultural Statistics Service

www.agcensus.usda.gov

2007 CENSUS OF AGRICULTURE

Monroe County – Illinois

**Farms with Asian Operators
Compared with All Farms**



Data are not available at this geographic level for farms with Asian operators.



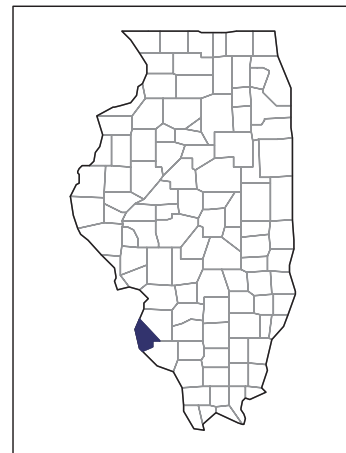
United States Department of Agriculture
National Agricultural Statistics Service

www.agcensus.usda.gov

2007 CENSUS OF AGRICULTURE

Monroe County – Illinois

Farms with Black or African American Operators Compared with All Farms



Data are not available at this geographic level for farms with Black or African American operators.



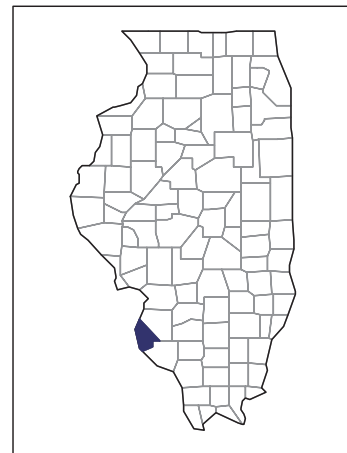
United States Department of Agriculture
National Agricultural Statistics Service

www.agcensus.usda.gov

2007 CENSUS *OF* AGRICULTURE

Monroe County – Illinois

Farms with Native Hawaiian or Other Pacific Islander Operators Compared with All Farms



Data are not available at this geographic level for farms with Native Hawaiian or Other Pacific Islander operators.



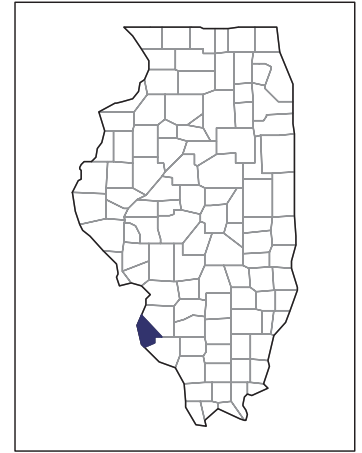
United States Department of Agriculture
National Agricultural Statistics Service

www.agcensus.usda.gov

2007 CENSUS *OF* AGRICULTURE

Monroe County – Illinois

**Farms with White Operators
Compared with All Farms**



Data are not available at this geographic level for farms with White operators.



United States Department of Agriculture
National Agricultural Statistics Service

www.agcensus.usda.gov

