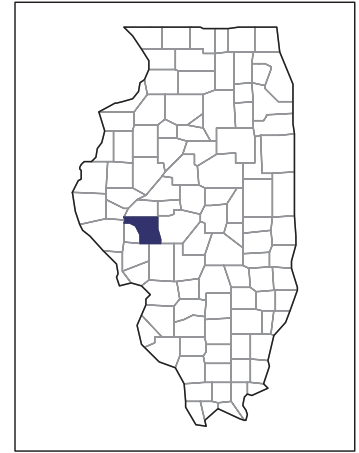


2007 CENSUS OF AGRICULTURE



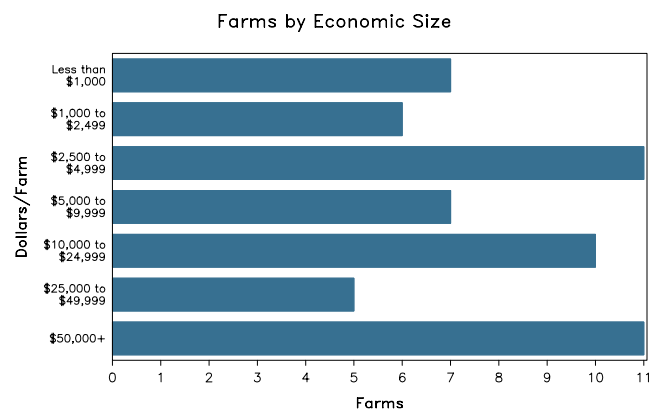
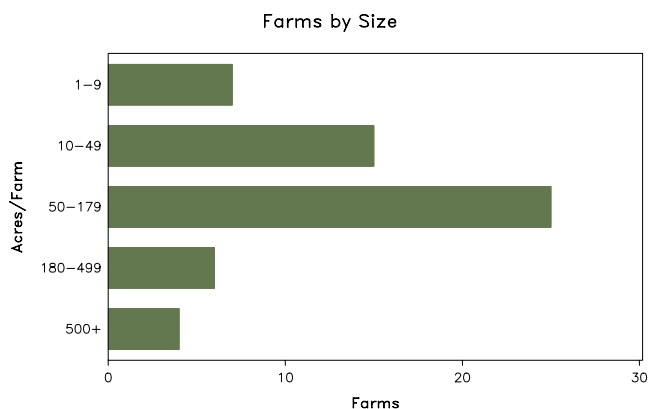
Morgan County – Illinois

Farms with Women Principal Operators Compared with All Farms

	Women Principal Operators	All Farms
Number of Farms	57	740
Land in Farms	7,994 acres	320,512 acres
Average Size of Farm	140 acres	433 acres
Market Value of Products Sold	\$2,380,000	\$149,517,000
Crop Sales	\$2,213,000	\$131,020,000
Livestock Sales	\$167,000	\$18,497,000
Average Per Farm	\$41,754	\$202,050
Government Payments	\$170,000	\$5,226,000
Average Per Farm Receiving Payments	\$4,581	\$9,153

See footnotes on reverse page.

Farms with Women Principal Operators



2007 CENSUS OF AGRICULTURE

Morgan County – Illinois Farms with Women Principal Operators

Selected Highlights

Item	Farms	Quantity
MARKET VALUE OF AGRICULTURAL PRODUCTS SOLD (\$1,000)		
Total value of agricultural products sold	57	2,380
Value of crops including nursery and greenhouse	34	2,213
Value of livestock, poultry, and their products	12	167
VALUE OF SALES BY COMMODITY GROUP (\$1,000)		
Grains, oilseeds, dry beans, and dry peas	26	(D)
Tobacco	-	-
Cotton and cottonseed	-	-
Vegetables, melons, potatoes and sweet potatoes	-	-
Fruits, tree nuts, and berries	1	(D)
Nursery, greenhouse, floriculture, and sod	-	-
Cut Christmas trees and short rotation woody crops	-	-
Other crops and hay	11	(D)
Poultry and eggs	1	(D)
Cattle and calves	9	(D)
Milk and other dairy products from cows	-	-
Hogs and pigs	2	(D)
Sheep, goats, and their products	2	(D)
Horses, ponies, mules, burros, and donkeys	-	-
Aquaculture	-	-
Other animals and other animal products	2	(D)
TOP CROP ITEMS (acres)		
Corn for grain	19	2,369
Soybeans for beans	19	2,228
Forage - land used for all hay and haylage, grass silage, and greenchop	13	152
Wheat for grain, all	5	134
Grapes	1	(D)
TOP LIVESTOCK INVENTORY ITEMS (number)		
Cattle and calves	9	309
Hogs and pigs	2	(D)
Horses and ponies	15	86
Layers	1	(D)
Llamas	1	(D)

Operator Characteristics

Item	Quantity
Primary occupation:	
Farming	15
Other	42
Days worked off farm:	
None	24
Any	33
Years on present farm:	
2 years or less	2
3 to 4 years	2
5 to 9 years	10
10 years or more	43
Age group:	
Under 45 years	5
45 to 64 years	26
65 years and over	26
Average age of principal operator (years)	64.4

Economic Characteristics

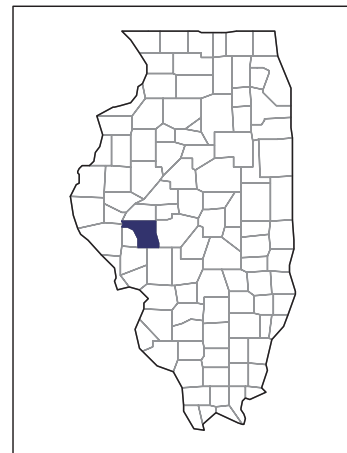
Item	Quantity
Farms by value of sales:	
Less than \$1,000	19
\$1,000 to \$2,499	1
\$2,500 to \$4,999	10
\$5,000 to \$9,999	6
\$10,000 to \$49,999	12
\$50,000 to \$99,999	4
\$100,000 to \$249,999	2
\$250,000 to \$499,999	2
\$500,000 or more	1
Total farm production expenses (\$1,000)	1,913
Average per farm (\$)	33,559
Net cash farm income of operation (\$1,000)	1,253
Average per farm (\$)	21,977
Value of agricultural products sold directly to individuals for human consumption (\$1,000)	(D)
Total organic product sales (\$1,000)	-
Total income from farm-related sources, gross before taxes and expenses (\$1,000)	616

See "Census of Agriculture, Volume 1, Geographic Area Series" for complete footnotes, explanations, definitions, and methodology.
(D) Cannot be disclosed. (Z) Less than half of the unit shown.

2007 CENSUS OF AGRICULTURE

Morgan County – Illinois

Farms with Spanish, Hispanic, or Latino Operators Compared with All Farms



Data are not available at this geographic level for farms with Spanish, Hispanic, or Latino operators.



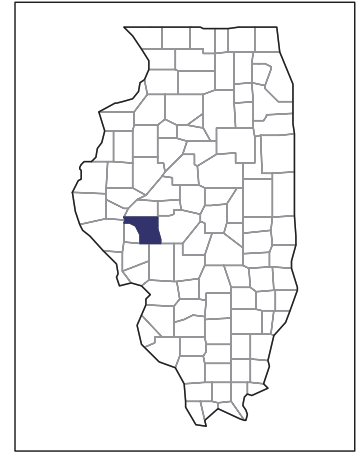
United States Department of Agriculture
National Agricultural Statistics Service

www.agcensus.usda.gov

2007 CENSUS OF AGRICULTURE

Morgan County – Illinois

Farms with American Indian or Alaska Native Operators Compared with All Farms



Data are not available at this geographic level for farms with American Indian or Alaska Native operators.



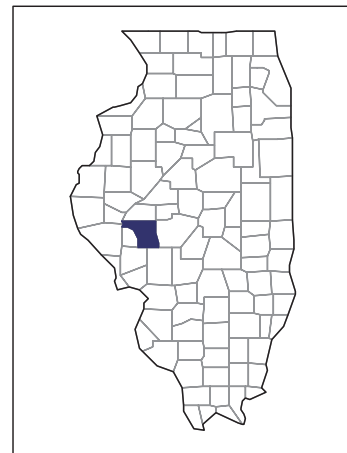
United States Department of Agriculture
National Agricultural Statistics Service

www.agcensus.usda.gov

2007 CENSUS *OF* AGRICULTURE

Morgan County – Illinois

**Farms with Asian Operators
Compared with All Farms**



Data are not available at this geographic level for farms with Asian operators.



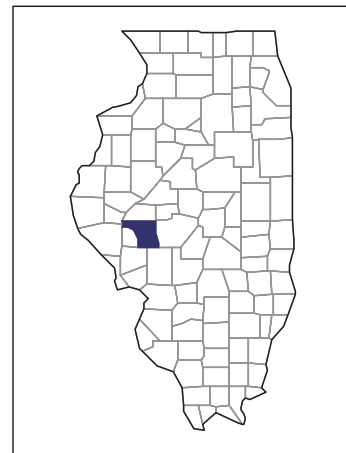
United States Department of Agriculture
National Agricultural Statistics Service

www.agcensus.usda.gov

2007 CENSUS *OF* **AGRICULTURE**

Morgan County – Illinois

Farms with Black or African American Operators Compared with All Farms



Data are not available at this geographic level for farms with Black or African American operators.



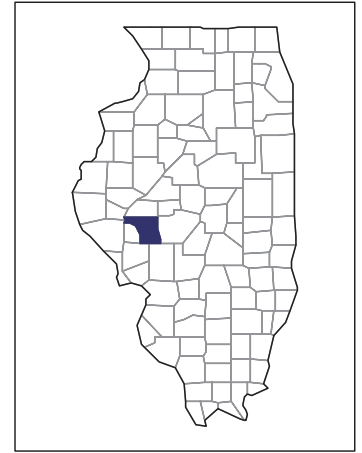
United States Department of Agriculture
National Agricultural Statistics Service

www.agcensus.usda.gov

2007 CENSUS *OF* **AGRICULTURE**

Morgan County – Illinois

Farms with Native Hawaiian or Other Pacific Islander Operators Compared with All Farms



Data are not available at this geographic level for farms with Native Hawaiian or Other Pacific Islander operators.



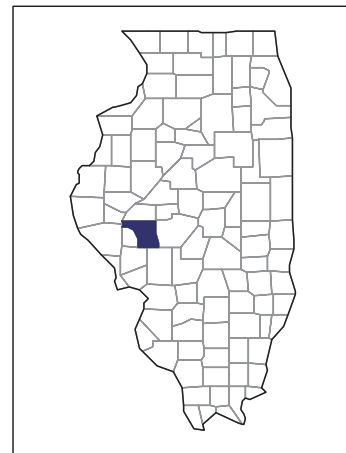
United States Department of Agriculture
National Agricultural Statistics Service

www.agcensus.usda.gov

2007 CENSUS *OF* AGRICULTURE

Morgan County – Illinois

**Farms with White Operators
Compared with All Farms**



Data are not available at this geographic level for farms with White operators.



United States Department of Agriculture
National Agricultural Statistics Service

www.agcensus.usda.gov

