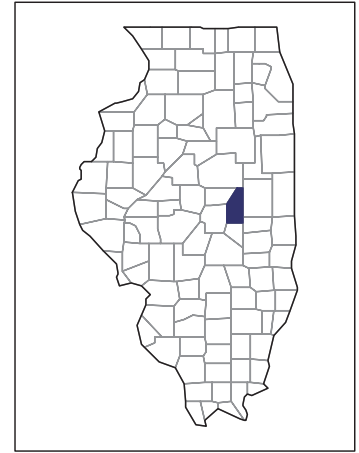


2007 CENSUS OF AGRICULTURE



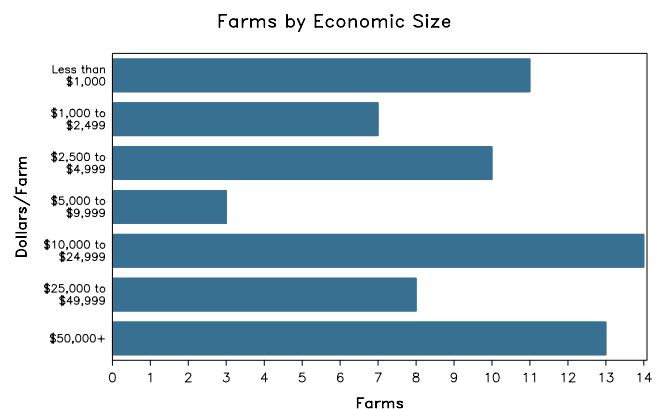
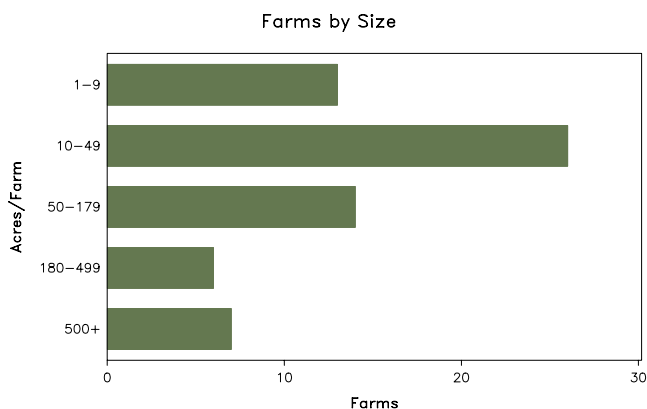
Piatt County – Illinois

Farms with Women Principal Operators Compared with All Farms

	Women Principal Operators	All Farms
Number of Farms	66	480
Land in Farms	15,249 acres	267,265 acres
Average Size of Farm	231 acres	557 acres
Market Value of Products Sold	\$5,376,000	\$146,500,000
Crop Sales	(D)	\$134,774,000
Livestock Sales	(D)	\$11,726,000
Average Per Farm	\$81,458	\$305,208
Government Payments	\$410,000	\$4,850,000
Average Per Farm Receiving Payments	\$8,539	\$12,566

See footnotes on reverse page.

Farms with Women Principal Operators



2007 CENSUS OF AGRICULTURE

Piatt County – Illinois Farms with Women Principal Operators

Selected Highlights

Item	Farms	Quantity
MARKET VALUE OF AGRICULTURAL PRODUCTS SOLD (\$1,000)		
Total value of agricultural products sold	66	5,376
Value of crops including nursery and greenhouse	39	(D)
Value of livestock, poultry, and their products	6	(D)
VALUE OF SALES BY COMMODITY GROUP (\$1,000)		
Grains, oilseeds, dry beans, and dry peas	39	(D)
Tobacco	-	-
Cotton and cottonseed	-	-
Vegetables, melons, potatoes and sweet potatoes	-	-
Fruits, tree nuts, and berries	-	-
Nursery, greenhouse, floriculture, and sod	-	-
Cut Christmas trees and short rotation woody crops	-	-
Other crops and hay	-	-
Poultry and eggs	5	(D)
Cattle and calves	-	-
Milk and other dairy products from cows	-	-
Hogs and pigs	-	-
Sheep, goats, and their products	1	(D)
Horses, ponies, mules, burros, and donkeys	-	-
Aquaculture	-	-
Other animals and other animal products	4	(D)
TOP CROP ITEMS (acres)		
Corn for grain	37	8,763
Soybeans for beans	27	4,483
Wheat for grain, all	2	(D)
Sunflower seed, all	1	(D)
Forage - land used for all hay and haylage, grass silage, and greenchop	1	(D)
TOP LIVESTOCK INVENTORY ITEMS (number)		
Layers	5	350
Rabbits and their pelts	4	100
Pullets for laying flock replacement	4	80
Horses and ponies	9	63
Ducks	4	40

Operator Characteristics

Item	Quantity
Primary occupation:	
Farming	17
Other	49
Days worked off farm:	
None	31
Any	35
Years on present farm:	
2 years or less	6
3 to 4 years	3
5 to 9 years	8
10 years or more	49
Age group:	
Under 45 years	10
45 to 64 years	31
65 years and over	25
Average age of principal operator (years)	62.8

Economic Characteristics

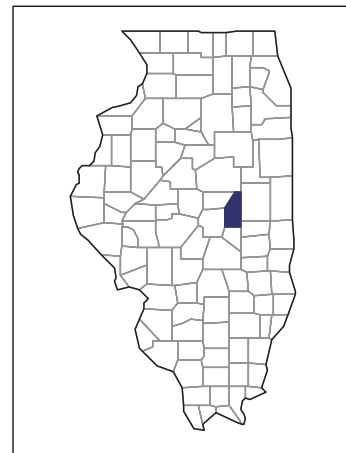
Item	Quantity
Farms by value of sales:	
Less than \$1,000	23
\$1,000 to \$2,499	1
\$2,500 to \$4,999	5
\$5,000 to \$9,999	7
\$10,000 to \$49,999	18
\$50,000 to \$99,999	2
\$100,000 to \$249,999	5
\$250,000 to \$499,999	3
\$500,000 or more	2
Total farm production expenses (\$1,000)	4,908
Average per farm (\$)	74,360
Net cash farm income of operation (\$1,000)	1,094
Average per farm (\$)	16,569
Value of agricultural products sold directly to individuals for human consumption (\$1,000)	1
Total organic product sales (\$1,000)	-
Total income from farm-related sources, gross before taxes and expenses (\$1,000)	215

See "Census of Agriculture, Volume 1, Geographic Area Series" for complete footnotes, explanations, definitions, and methodology.
(D) Cannot be disclosed. (Z) Less than half of the unit shown.

2007 CENSUS OF AGRICULTURE

Piatt County – Illinois

Farms with Spanish, Hispanic, or Latino Operators Compared with All Farms



Data are not available at this geographic level for farms with Spanish, Hispanic, or Latino operators.



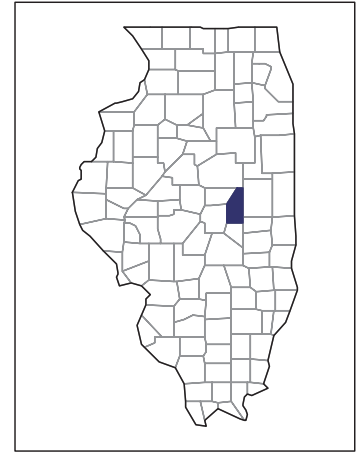
United States Department of Agriculture
National Agricultural Statistics Service

www.agcensus.usda.gov

2007 CENSUS *OF* AGRICULTURE

Piatt County – Illinois

Farms with American Indian or Alaska Native Operators Compared with All Farms



Data are not available at this geographic level for farms with American Indian or Alaska Native operators.



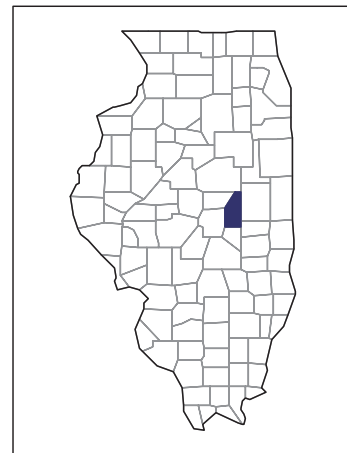
United States Department of Agriculture
National Agricultural Statistics Service

www.agcensus.usda.gov

2007 CENSUS *OF* **AGRICULTURE**

Piatt County – Illinois

**Farms with Asian Operators
Compared with All Farms**



Data are not available at this geographic level for farms with Asian operators.



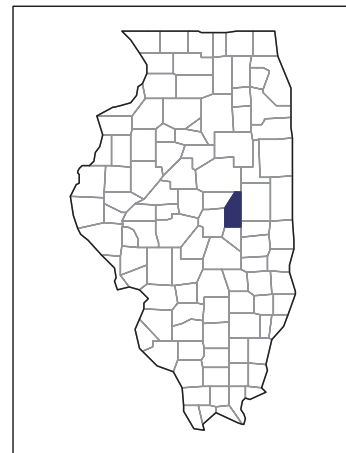
United States Department of Agriculture
National Agricultural Statistics Service

www.agcensus.usda.gov

2007 CENSUS OF AGRICULTURE

Piatt County – Illinois

Farms with Black or African American Operators Compared with All Farms



Data are not available at this geographic level for farms with Black or African American operators.



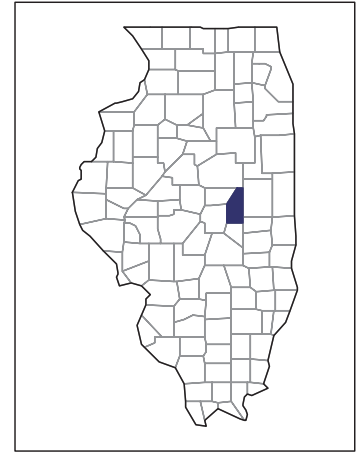
United States Department of Agriculture
National Agricultural Statistics Service

www.agcensus.usda.gov

2007 CENSUS *OF* AGRICULTURE

Piatt County – Illinois

Farms with Native Hawaiian or Other Pacific Islander Operators Compared with All Farms



Data are not available at this geographic level for farms with Native Hawaiian or Other Pacific Islander operators.



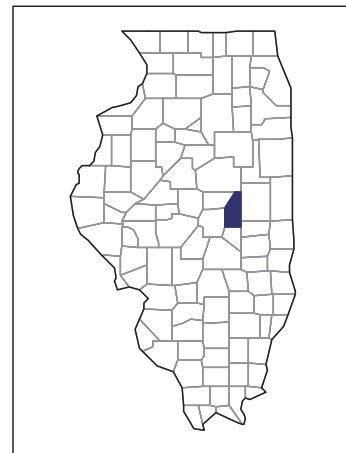
United States Department of Agriculture
National Agricultural Statistics Service

www.agcensus.usda.gov

2007 CENSUS *OF* **AGRICULTURE**

Piatt County – Illinois

**Farms with White Operators
Compared with All Farms**



Data are not available at this geographic level for farms with White operators.



United States Department of Agriculture
National Agricultural Statistics Service

www.agcensus.usda.gov

