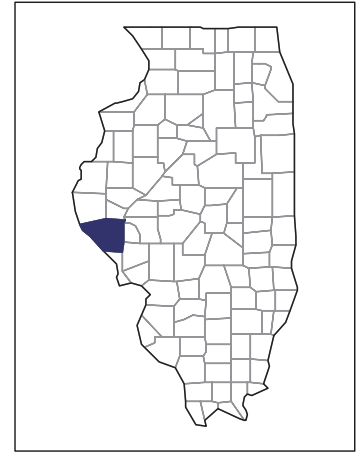


2007 CENSUS OF AGRICULTURE



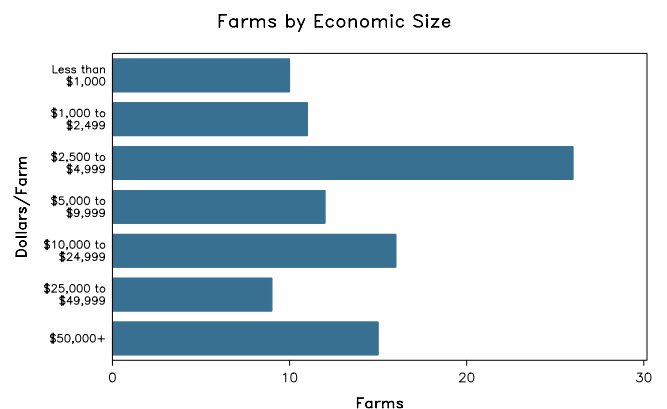
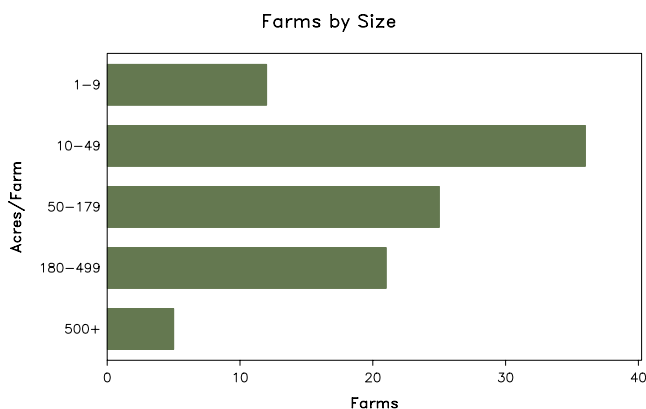
Pike County – Illinois

Farms with Women Principal Operators Compared with All Farms

	Women Principal Operators	All Farms
Number of Farms	99	967
Land in Farms	15,860 acres	389,808 acres
Average Size of Farm	160 acres	403 acres
Market Value of Products Sold	\$1,883,000	\$170,876,000
Crop Sales	\$1,560,000	\$119,109,000
Livestock Sales	\$324,000	\$51,768,000
Average Per Farm	\$19,024	\$176,708
Government Payments	\$471,000	\$6,532,000
Average Per Farm Receiving Payments	\$6,540	\$8,768

See footnotes on reverse page.

Farms with Women Principal Operators



2007 CENSUS OF AGRICULTURE

Pike County – Illinois Farms with Women Principal Operators

Selected Highlights

Item	Farms	Quantity
MARKET VALUE OF AGRICULTURAL PRODUCTS SOLD (\$1,000)		
Total value of agricultural products sold	99	1,883
Value of crops including nursery and greenhouse	46	1,560
Value of livestock, poultry, and their products	33	324
VALUE OF SALES BY COMMODITY GROUP (\$1,000)		
Grains, oilseeds, dry beans, and dry peas	38	1,391
Tobacco	-	-
Cotton and cottonseed	-	-
Vegetables, melons, potatoes and sweet potatoes	5	(D)
Fruits, tree nuts, and berries	1	(D)
Nursery, greenhouse, floriculture, and sod	1	(D)
Cut Christmas trees and short rotation woody crops	-	-
Other crops and hay	9	126
Poultry and eggs	7	(D)
Cattle and calves	18	(D)
Milk and other dairy products from cows	-	-
Hogs and pigs	-	-
Sheep, goats, and their products	2	(D)
Horses, ponies, mules, burros, and donkeys	8	29
Aquaculture	-	-
Other animals and other animal products	-	-
TOP CROP ITEMS (acres)		
Corn for grain	18	3,290
Soybeans for beans	27	2,271
Forage - land used for all hay and haylage, grass silage, and greenchop	19	667
Wheat for grain, all	7	279
Grapes	1	(D)
TOP LIVESTOCK INVENTORY ITEMS (number)		
Cattle and calves	16	668
Layers	7	258
Horses and ponies	32	157
Broilers and other meat-type chickens	1	(D)
Elk	1	(D)

Operator Characteristics

Item	Quantity
Primary occupation:	
Farming	37
Other	62
Days worked off farm:	
None	54
Any	45
Years on present farm:	
2 years or less	6
3 to 4 years	10
5 to 9 years	18
10 years or more	65
Age group:	
Under 45 years	17
45 to 64 years	36
65 years and over	46
Average age of principal operator (years)	60.3

Economic Characteristics

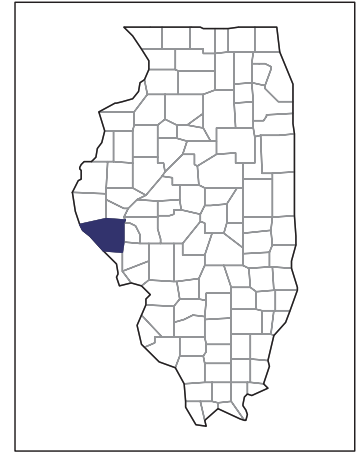
Item	Quantity
Farms by value of sales:	
Less than \$1,000	42
\$1,000 to \$2,499	2
\$2,500 to \$4,999	20
\$5,000 to \$9,999	6
\$10,000 to \$49,999	15
\$50,000 to \$99,999	10
\$100,000 to \$249,999	2
\$250,000 to \$499,999	2
\$500,000 or more	-
Total farm production expenses (\$1,000)	2,020
Average per farm (\$)	20,401
Net cash farm income of operation (\$1,000)	526
Average per farm (\$)	5,313
Value of agricultural products sold directly to individuals for human consumption (\$1,000)	-
Total organic product sales (\$1,000)	-
Total income from farm-related sources, gross before taxes and expenses (\$1,000)	191

See "Census of Agriculture, Volume 1, Geographic Area Series" for complete footnotes, explanations, definitions, and methodology.
(D) Cannot be disclosed. (Z) Less than half of the unit shown.

2007 CENSUS OF AGRICULTURE

Pike County – Illinois

Farms with Spanish, Hispanic, or Latino Operators Compared with All Farms



Data are not available at this geographic level for farms with Spanish, Hispanic, or Latino operators.



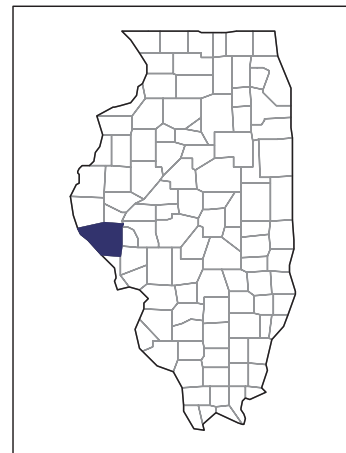
United States Department of Agriculture
National Agricultural Statistics Service

www.agcensus.usda.gov

2007 CENSUS *OF* AGRICULTURE

Pike County – Illinois

Farms with American Indian or Alaska Native Operators Compared with All Farms



Data are not available at this geographic level for farms with American Indian or Alaska Native operators.



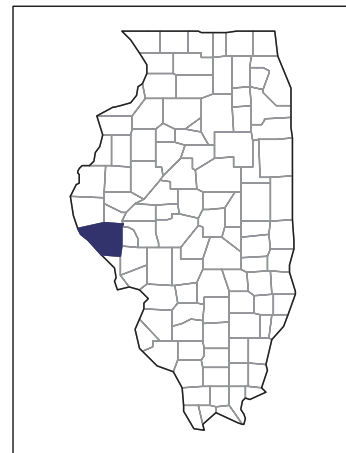
United States Department of Agriculture
National Agricultural Statistics Service

www.agcensus.usda.gov

2007 CENSUS *OF* AGRICULTURE

Pike County – Illinois

**Farms with Asian Operators
Compared with All Farms**



Data are not available at this geographic level for farms with Asian operators.



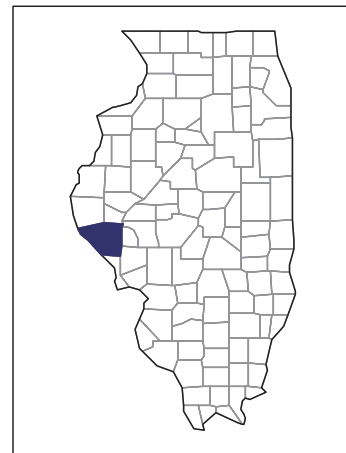
United States Department of Agriculture
National Agricultural Statistics Service

www.agcensus.usda.gov

2007 CENSUS *OF* **AGRICULTURE**

Pike County – Illinois

Farms with Black or African American Operators Compared with All Farms



Data are not available at this geographic level for farms with Black or African American operators.



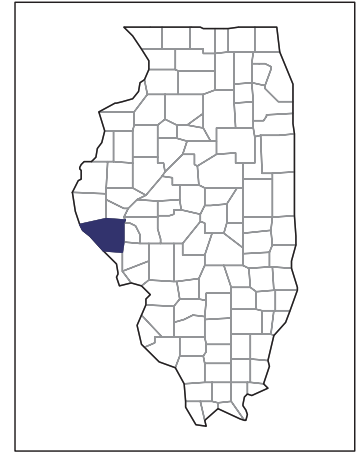
United States Department of Agriculture
National Agricultural Statistics Service

www.agcensus.usda.gov

2007 CENSUS *OF* AGRICULTURE

Pike County – Illinois

Farms with Native Hawaiian or Other Pacific Islander Operators Compared with All Farms



Data are not available at this geographic level for farms with Native Hawaiian or Other Pacific Islander operators.



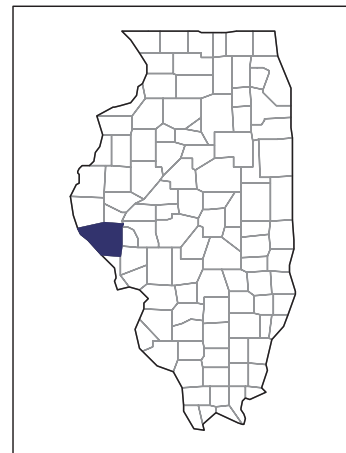
United States Department of Agriculture
National Agricultural Statistics Service

www.agcensus.usda.gov

2007 CENSUS *OF* AGRICULTURE

Pike County – Illinois

**Farms with White Operators
Compared with All Farms**



Data are not available at this geographic level for farms with White operators.



United States Department of Agriculture
National Agricultural Statistics Service

www.agcensus.usda.gov

