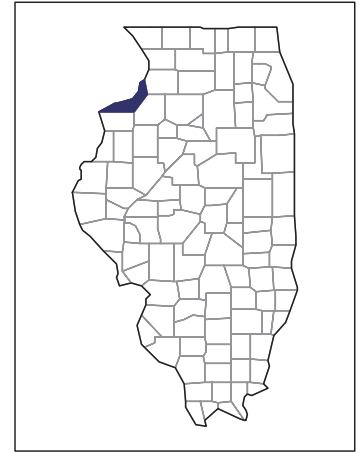


2007 CENSUS OF AGRICULTURE



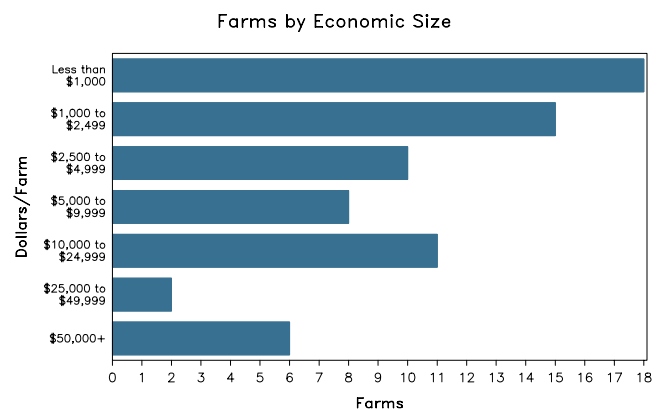
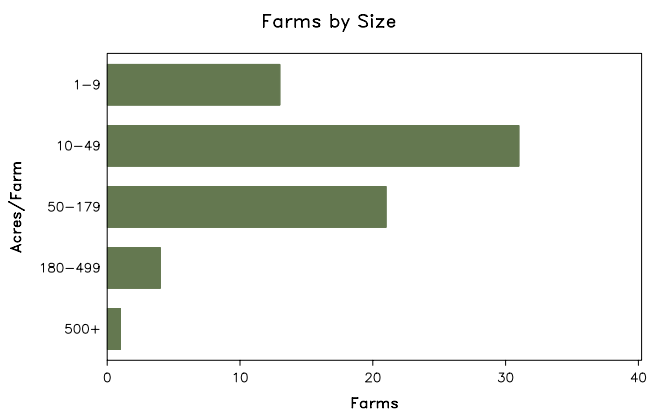
Rock Island County – Illinois

Farms with Women Principal Operators Compared with All Farms

	Women Principal Operators	All Farms
Number of Farms	70	700
Land in Farms	4,419 acres	178,623 acres
Average Size of Farm	63 acres	255 acres
Market Value of Products Sold	\$1,152,000	\$95,306,000
Crop Sales	\$981,000	\$77,654,000
Livestock Sales	\$172,000	\$17,652,000
Average Per Farm	\$16,463	\$136,152
Government Payments	\$165,000	\$4,037,000
Average Per Farm Receiving Payments	\$4,017	\$8,701

See footnotes on reverse page.

Farms with Women Principal Operators



2007 CENSUS OF AGRICULTURE

Rock Island County – Illinois Farms with Women Principal Operators

Selected Highlights

Item	Farms	Quantity
MARKET VALUE OF AGRICULTURAL PRODUCTS SOLD (\$1,000)		
Total value of agricultural products sold	70	1,152
Value of crops including nursery and greenhouse	29	981
Value of livestock, poultry, and their products	19	172
VALUE OF SALES BY COMMODITY GROUP (\$1,000)		
Grains, oilseeds, dry beans, and dry peas	14	(D)
Tobacco	-	-
Cotton and cottonseed	-	-
Vegetables, melons, potatoes and sweet potatoes	-	-
Fruits, tree nuts, and berries	-	-
Nursery, greenhouse, floriculture, and sod	5	114
Cut Christmas trees and short rotation woody crops	-	-
Other crops and hay	13	(D)
Poultry and eggs	-	-
Cattle and calves	7	(D)
Milk and other dairy products from cows	1	(D)
Hogs and pigs	3	-
Sheep, goats, and their products	4	8
Horses, ponies, mules, burros, and donkeys	4	(D)
Aquaculture	-	-
Other animals and other animal products	3	-
TOP CROP ITEMS (acres)		
Corn for grain	11	1,001
Soybeans for beans	12	495
Forage - land used for all hay and haylage, grass silage, and greenchop	22	281
Floriculture crops, total	2	(D)
Nursery stock	3	3
TOP LIVESTOCK INVENTORY ITEMS (number)		
Horses and ponies	18	156
Cattle and calves	13	153
Sheep and lambs	3	88
Goats, all	2	(D)
Llamas	1	(D)

Operator Characteristics

Item	Quantity
Primary occupation:	
Farming	18
Other	52
Days worked off farm:	
None	34
Any	36
Years on present farm:	
2 years or less	1
3 to 4 years	3
5 to 9 years	14
10 years or more	52
Age group:	
Under 45 years	6
45 to 64 years	40
65 years and over	24
Average age of principal operator (years)	60.8

Economic Characteristics

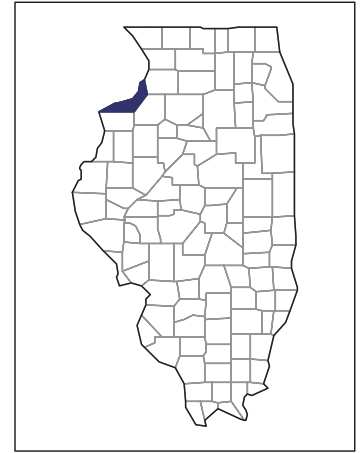
Item	Quantity
Farms by value of sales:	
Less than \$1,000	44
\$1,000 to \$2,499	2
\$2,500 to \$4,999	3
\$5,000 to \$9,999	3
\$10,000 to \$49,999	13
\$50,000 to \$99,999	1
\$100,000 to \$249,999	3
\$250,000 to \$499,999	1
\$500,000 or more	-
Total farm production expenses (\$1,000)	1,354
Average per farm (\$)	19,345
Net cash farm income of operation (\$1,000)	132
Average per farm (\$)	1,880
Value of agricultural products sold directly to individuals for human consumption (\$1,000)	-
Total organic product sales (\$1,000)	-
Total income from farm-related sources, gross before taxes and expenses (\$1,000)	169

See "Census of Agriculture, Volume 1, Geographic Area Series" for complete footnotes, explanations, definitions, and methodology.
(D) Cannot be disclosed. (Z) Less than half of the unit shown.

2007 CENSUS *OF* AGRICULTURE

Rock Island County – Illinois

Farms with Spanish, Hispanic, or Latino Operators Compared with All Farms



Data are not available at this geographic level for farms with Spanish, Hispanic, or Latino operators.



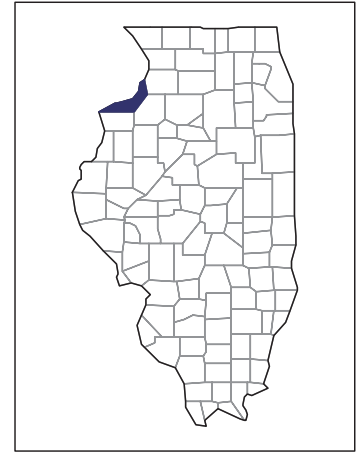
United States Department of Agriculture
National Agricultural Statistics Service

www.agcensus.usda.gov

2007 CENSUS OF AGRICULTURE

Rock Island County – Illinois

Farms with American Indian or Alaska Native Operators Compared with All Farms



Data are not available at this geographic level for farms with American Indian or Alaska Native operators.



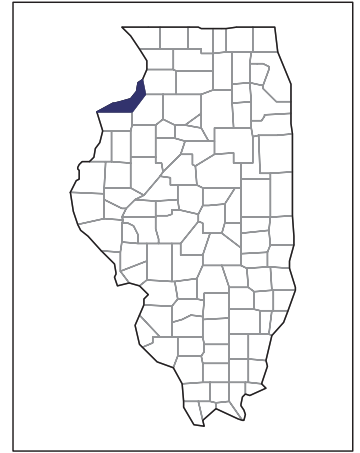
United States Department of Agriculture
National Agricultural Statistics Service

www.agcensus.usda.gov

2007 CENSUS *OF* **AGRICULTURE**

Rock Island County – Illinois

**Farms with Asian Operators
Compared with All Farms**



Data are not available at this geographic level for farms with Asian operators.



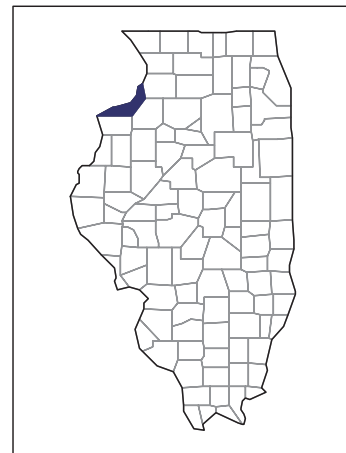
United States Department of Agriculture
National Agricultural Statistics Service

www.agcensus.usda.gov

2007 CENSUS *OF* AGRICULTURE

Rock Island County – Illinois

**Farms with Black or African American
Operators Compared with All Farms**



Data are not available at this geographic level for farms with Black or African American operators.



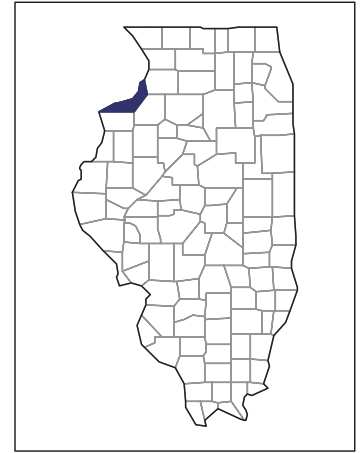
United States Department of Agriculture
National Agricultural Statistics Service

www.agcensus.usda.gov

2007 CENSUS OF AGRICULTURE

Rock Island County – Illinois

Farms with Native Hawaiian or Other Pacific Islander Operators Compared with All Farms



Data are not available at this geographic level for farms with Native Hawaiian or Other Pacific Islander operators.



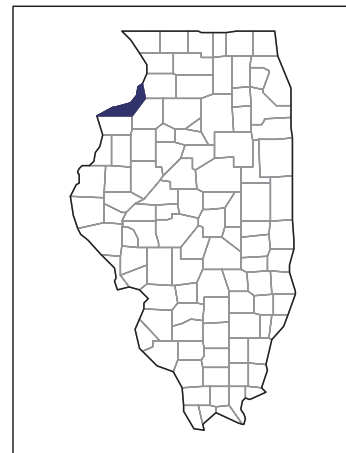
United States Department of Agriculture
National Agricultural Statistics Service

www.agcensus.usda.gov

2007 CENSUS *OF* **AGRICULTURE**

Rock Island County – Illinois

**Farms with White Operators
Compared with All Farms**



Data are not available at this geographic level for farms with White operators.



United States Department of Agriculture
National Agricultural Statistics Service

www.agcensus.usda.gov

