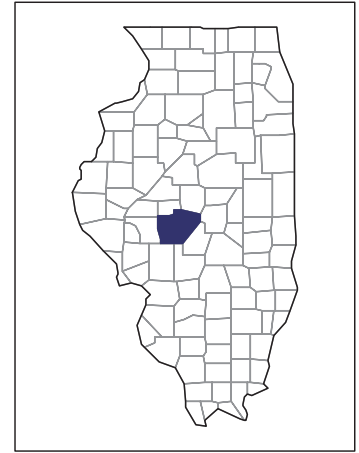


2007 CENSUS OF AGRICULTURE



Sangamon County – Illinois

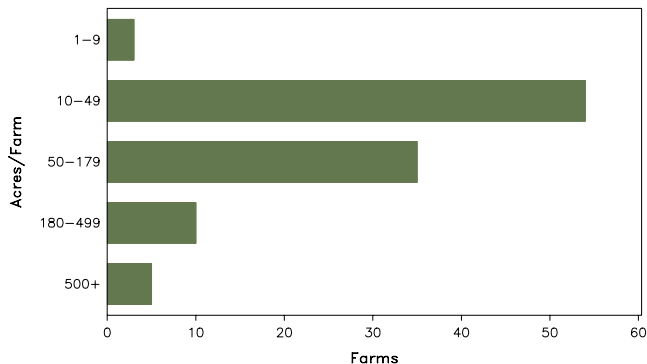
Farms with Women Principal Operators Compared with All Farms

	Women Principal Operators	All Farms
Number of Farms	107	1,153
Land in Farms	12,508 acres	518,153 acres
Average Size of Farm	117 acres	449 acres
Market Value of Products Sold	\$4,761,000	\$294,034,000
Crop Sales	\$4,294,000	\$278,200,000
Livestock Sales	\$468,000	\$15,834,000
Average Per Farm	\$44,498	\$255,016
Government Payments	\$346,000	\$9,235,000
Average Per Farm Receiving Payments	\$6,073	\$11,946

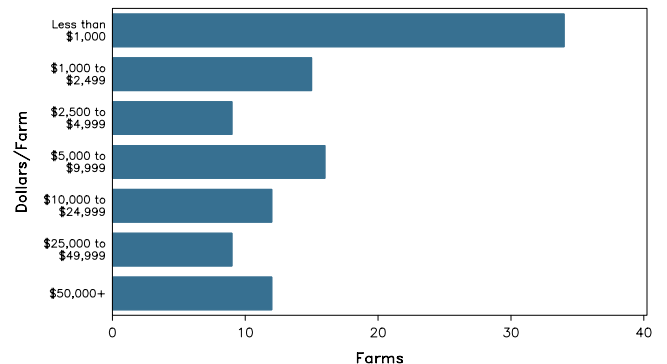
See footnotes on reverse page.

Farms with Women Principal Operators

Farms by Size



Farms by Economic Size



2007 CENSUS OF AGRICULTURE

Sangamon County – Illinois Farms with Women Principal Operators

Selected Highlights

Item	Farms	Quantity
MARKET VALUE OF AGRICULTURAL PRODUCTS SOLD (\$1,000)		
Total value of agricultural products sold	107	4,761
Value of crops including nursery and greenhouse	34	4,294
Value of livestock, poultry, and their products	27	468
VALUE OF SALES BY COMMODITY GROUP (\$1,000)		
Grains, oilseeds, dry beans, and dry peas	29	(D)
Tobacco	-	-
Cotton and cottonseed	-	-
Vegetables, melons, potatoes and sweet potatoes	-	-
Fruits, tree nuts, and berries	-	-
Nursery, greenhouse, floriculture, and sod	1	(D)
Cut Christmas trees and short rotation woody crops	-	-
Other crops and hay	4	14
Poultry and eggs	1	(D)
Cattle and calves	19	250
Milk and other dairy products from cows	-	-
Hogs and pigs	3	(D)
Sheep, goats, and their products	6	1
Horses, ponies, mules, burros, and donkeys	2	(D)
Aquaculture	-	-
Other animals and other animal products	-	-
TOP CROP ITEMS (acres)		
Corn for grain	23	3,566
Soybeans for beans	21	2,775
Forage - land used for all hay and haylage, grass silage, and greenchop	19	366
Wheat for grain, all	2	(D)
Flower seeds	1	(D)
TOP LIVESTOCK INVENTORY ITEMS (number)		
Cattle and calves	25	1,426
Horses and ponies	37	590
Hogs and pigs	2	(D)
Llamas	6	24
Layers	1	(D)

Operator Characteristics

Item	Quantity
Primary occupation:	
Farming	39
Other	68
Days worked off farm:	
None	54
Any	53
Years on present farm:	
2 years or less	1
3 to 4 years	5
5 to 9 years	31
10 years or more	70
Age group:	
Under 45 years	15
45 to 64 years	47
65 years and over	45
Average age of principal operator (years)	62.0

Economic Characteristics

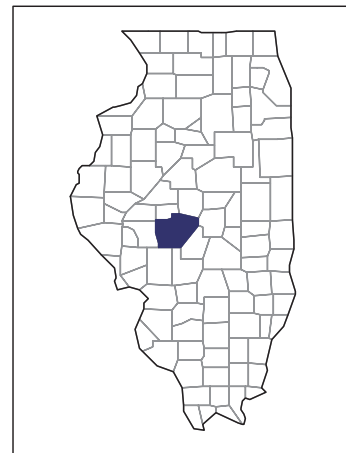
Item	Quantity
Farms by value of sales:	
Less than \$1,000	65
\$1,000 to \$2,499	5
\$2,500 to \$4,999	3
\$5,000 to \$9,999	6
\$10,000 to \$49,999	17
\$50,000 to \$99,999	2
\$100,000 to \$249,999	4
\$250,000 to \$499,999	3
\$500,000 or more	2
Total farm production expenses (\$1,000)	3,099
Average per farm (\$)	28,962
Net cash farm income of operation (\$1,000)	2,965
Average per farm (\$)	27,709
Value of agricultural products sold directly to individuals for human consumption (\$1,000)	(D)
Total organic product sales (\$1,000)	-
Total income from farm-related sources, gross before taxes and expenses (\$1,000)	956

See "Census of Agriculture, Volume 1, Geographic Area Series" for complete footnotes, explanations, definitions, and methodology.
(D) Cannot be disclosed. (Z) Less than half of the unit shown.

2007 CENSUS OF AGRICULTURE

Sangamon County – Illinois

Farms with Spanish, Hispanic, or Latino Operators Compared with All Farms



Data are not available at this geographic level for farms with Spanish, Hispanic, or Latino operators.



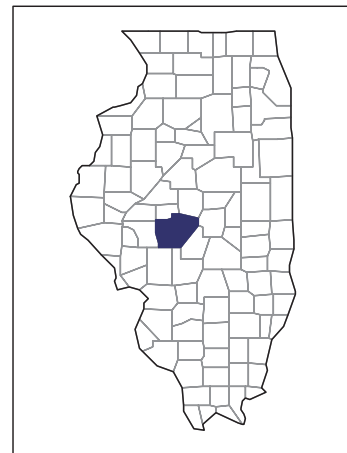
United States Department of Agriculture
National Agricultural Statistics Service

www.agcensus.usda.gov

2007 CENSUS OF AGRICULTURE

Sangamon County – Illinois

Farms with American Indian or Alaska Native Operators Compared with All Farms



Data are not available at this geographic level for farms with American Indian or Alaska Native operators.



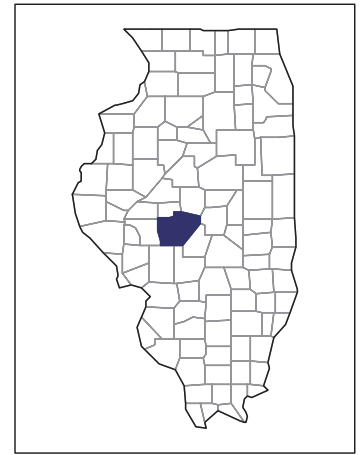
United States Department of Agriculture
National Agricultural Statistics Service

www.agcensus.usda.gov

2007 CENSUS OF AGRICULTURE

Sangamon County – Illinois

**Farms with Asian Operators
Compared with All Farms**



Data are not available at this geographic level for farms with Asian operators.



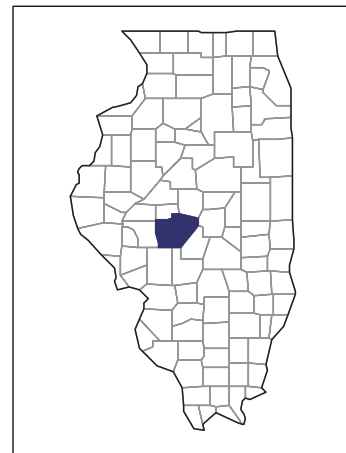
United States Department of Agriculture
National Agricultural Statistics Service

www.agcensus.usda.gov

2007 CENSUS OF AGRICULTURE

Sangamon County – Illinois

Farms with Black or African American Operators Compared with All Farms



Data are not available at this geographic level for farms with Black or African American operators.



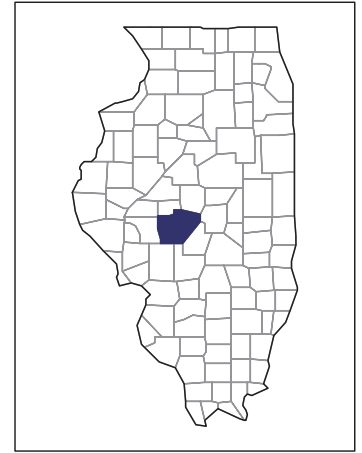
United States Department of Agriculture
National Agricultural Statistics Service

www.agcensus.usda.gov

2007 CENSUS *OF* AGRICULTURE

Sangamon County – Illinois

Farms with Native Hawaiian or Other Pacific Islander Operators Compared with All Farms



Data are not available at this geographic level for farms with Native Hawaiian or Other Pacific Islander operators.



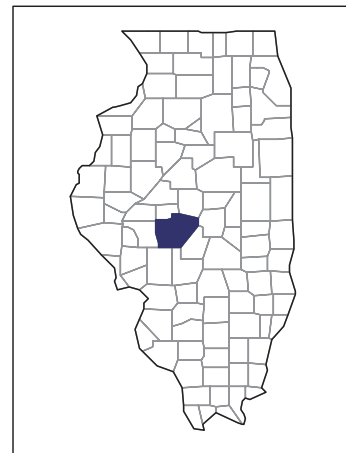
United States Department of Agriculture
National Agricultural Statistics Service

www.agcensus.usda.gov

2007 CENSUS *OF* AGRICULTURE

Sangamon County – Illinois

**Farms with White Operators
Compared with All Farms**



Data are not available at this geographic level for farms with White operators.



United States Department of Agriculture
National Agricultural Statistics Service

www.agcensus.usda.gov

