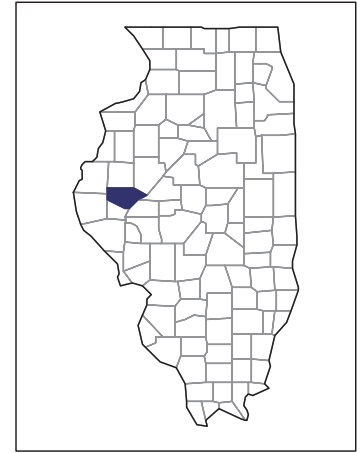


# 2007 CENSUS OF AGRICULTURE



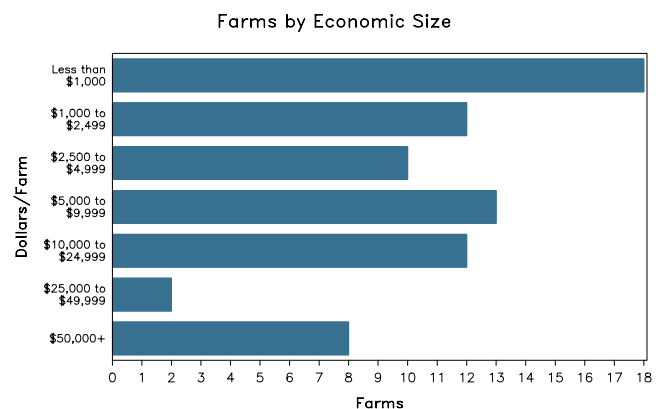
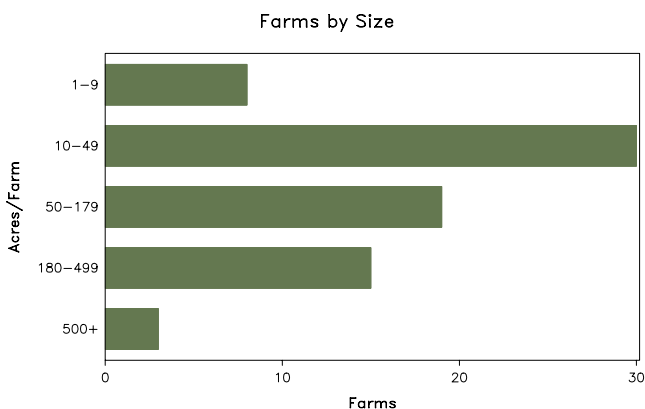
## Schuyler County – Illinois

### Farms with Women Principal Operators Compared with All Farms

	Women Principal Operators	All Farms
<b>Number of Farms</b>	75	534
<b>Land in Farms</b>	9,478 acres	207,457 acres
<b>Average Size of Farm</b>	126 acres	388 acres
<b>Market Value of Products Sold</b>	\$1,175,000	\$65,360,000
Crop Sales	\$1,058,000	\$54,764,000
Livestock Sales	\$116,000	\$10,596,000
Average Per Farm	\$15,663	\$122,398
<b>Government Payments</b>	\$197,000	\$3,377,000
Average Per Farm Receiving Payments	\$3,587	\$7,605

See footnotes on reverse page.

### Farms with Women Principal Operators



# 2007 CENSUS OF AGRICULTURE

## Schuyler County – Illinois Farms with Women Principal Operators

### Selected Highlights

Item	Farms	Quantity
<b>MARKET VALUE OF AGRICULTURAL PRODUCTS SOLD (\$1,000)</b>		
Total value of agricultural products sold	75	1,175
Value of crops including nursery and greenhouse	26	1,058
Value of livestock, poultry, and their products	12	116
<b>VALUE OF SALES BY COMMODITY GROUP (\$1,000)</b>		
Grains, oilseeds, dry beans, and dry peas	21	1,043
Tobacco	-	-
Cotton and cottonseed	-	-
Vegetables, melons, potatoes and sweet potatoes	-	-
Fruits, tree nuts, and berries	-	-
Nursery, greenhouse, floriculture, and sod	-	-
Cut Christmas trees and short rotation woody crops	-	-
Other crops and hay	9	15
Poultry and eggs	-	-
Cattle and calves	10	(D)
Milk and other dairy products from cows	-	-
Hogs and pigs	-	-
Sheep, goats, and their products	1	(D)
Horses, ponies, mules, burros, and donkeys	1	(D)
Aquaculture	-	-
Other animals and other animal products	-	-
<b>TOP CROP ITEMS (acres)</b>		
Corn for grain	18	1,258
Soybeans for beans	17	1,242
Forage - land used for all hay and haylage, grass silage, and greenchop	20	312
Wheat for grain, all	5	139
Oats for grain	1	(D)
<b>TOP LIVESTOCK INVENTORY ITEMS (number)</b>		
Cattle and calves	13	348
Horses and ponies	12	53
Sheep and lambs	3	22
Goats, all	1	(D)
Hogs and pigs	1	(D)

### Operator Characteristics

Item	Quantity
Primary occupation:	
Farming	18
Other	57
Days worked off farm:	
None	40
Any	35
Years on present farm:	
2 years or less	-
3 to 4 years	4
5 to 9 years	26
10 years or more	45
Age group:	
Under 45 years	19
45 to 64 years	26
65 years and over	30
Average age of principal operator (years)	57.4

### Economic Characteristics

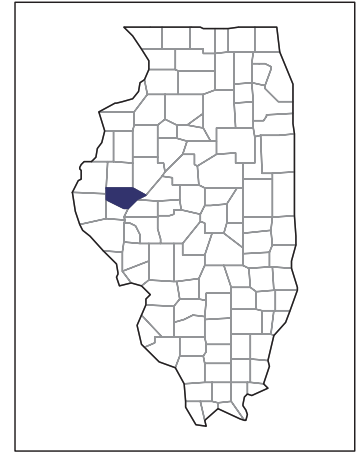
Item	Quantity
Farms by value of sales:	
Less than \$1,000	44
\$1,000 to \$2,499	3
\$2,500 to \$4,999	2
\$5,000 to \$9,999	7
\$10,000 to \$49,999	11
\$50,000 to \$99,999	4
\$100,000 to \$249,999	4
\$250,000 to \$499,999	-
\$500,000 or more	-
Total farm production expenses (\$1,000)	1,025
Average per farm (\$)	13,664
Net cash farm income of operation (\$1,000)	611
Average per farm (\$)	8,152
Value of agricultural products sold directly to individuals for human consumption (\$1,000)	-
Total organic product sales (\$1,000)	-
Total income from farm-related sources, gross before taxes and expenses (\$1,000)	264

See "Census of Agriculture, Volume 1, Geographic Area Series" for complete footnotes, explanations, definitions, and methodology.  
(D) Cannot be disclosed. (Z) Less than half of the unit shown.

# 2007 CENSUS OF AGRICULTURE

## Schuyler County – Illinois

### Farms with Spanish, Hispanic, or Latino Operators Compared with All Farms



Data are not available at this geographic level for farms with Spanish, Hispanic, or Latino operators.



United States Department of Agriculture  
National Agricultural Statistics Service

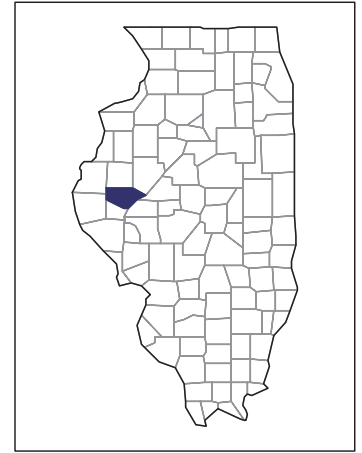
[www.agcensus.usda.gov](http://www.agcensus.usda.gov)



# 2007 CENSUS *OF* AGRICULTURE

## Schuyler County – Illinois

### Farms with American Indian or Alaska Native Operators Compared with All Farms



Data are not available at this geographic level for farms with American Indian or Alaska Native operators.



United States Department of Agriculture  
National Agricultural Statistics Service

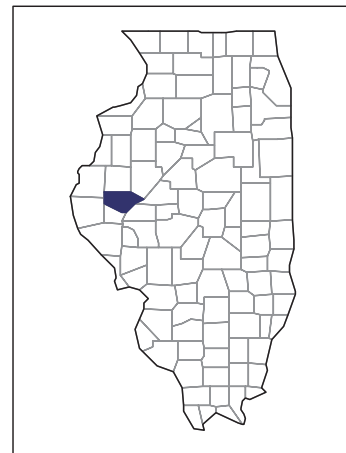
[www.agcensus.usda.gov](http://www.agcensus.usda.gov)



# 2007 CENSUS OF AGRICULTURE

**Schuyler County – Illinois**

**Farms with Asian Operators  
Compared with All Farms**



**Data are not available at this geographic level for farms with Asian operators.**



United States Department of Agriculture  
National Agricultural Statistics Service

[www.agcensus.usda.gov](http://www.agcensus.usda.gov)

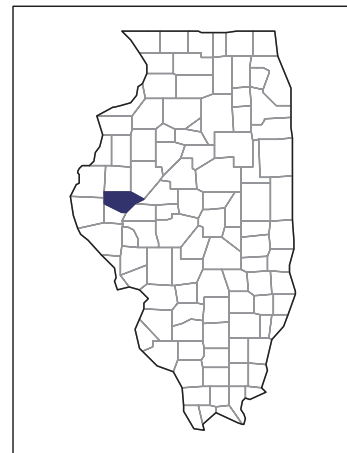




# 2007 CENSUS OF AGRICULTURE

## Schuyler County – Illinois

### Farms with Black or African American Operators Compared with All Farms



Data are not available at this geographic level for farms with Black or African American operators.



United States Department of Agriculture  
National Agricultural Statistics Service

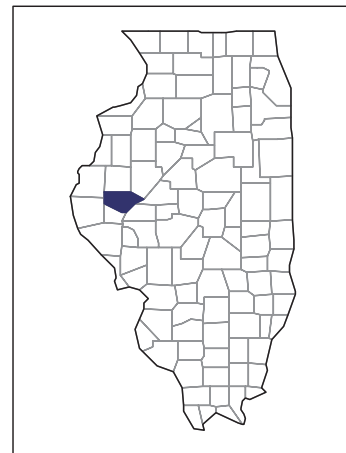
[www.agcensus.usda.gov](http://www.agcensus.usda.gov)



# 2007 CENSUS *OF* AGRICULTURE

## Schuyler County – Illinois

### Farms with Native Hawaiian or Other Pacific Islander Operators Compared with All Farms



Data are not available at this geographic level for farms with Native Hawaiian or Other Pacific Islander operators.



United States Department of Agriculture  
National Agricultural Statistics Service

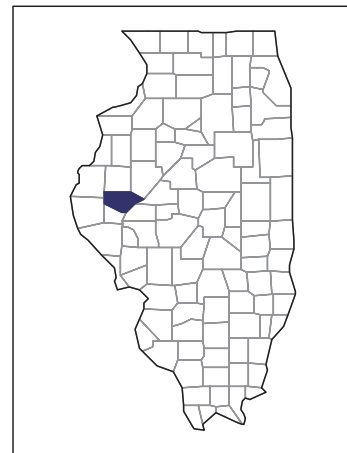
[www.agcensus.usda.gov](http://www.agcensus.usda.gov)



# 2007 CENSUS OF AGRICULTURE

## Schuyler County – Illinois

### Farms with White Operators Compared with All Farms



Data are not available at this geographic level for farms with White operators.



United States Department of Agriculture  
National Agricultural Statistics Service

[www.agcensus.usda.gov](http://www.agcensus.usda.gov)

