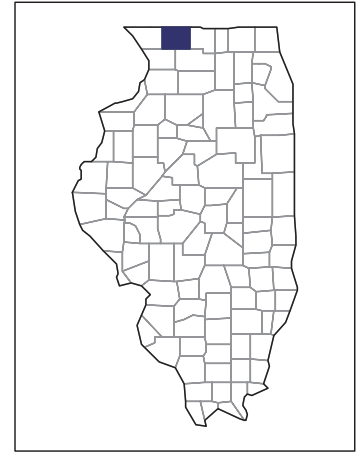


2007 CENSUS OF AGRICULTURE



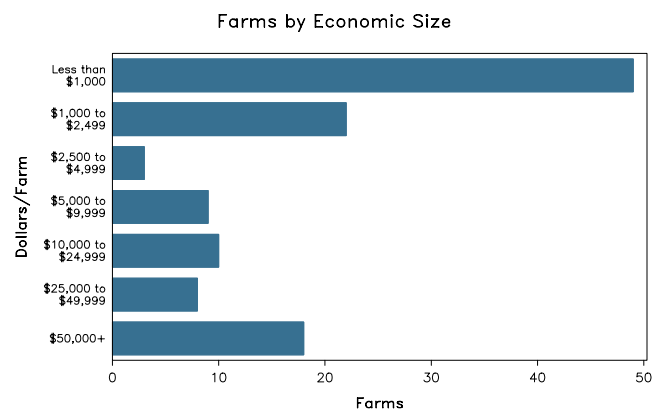
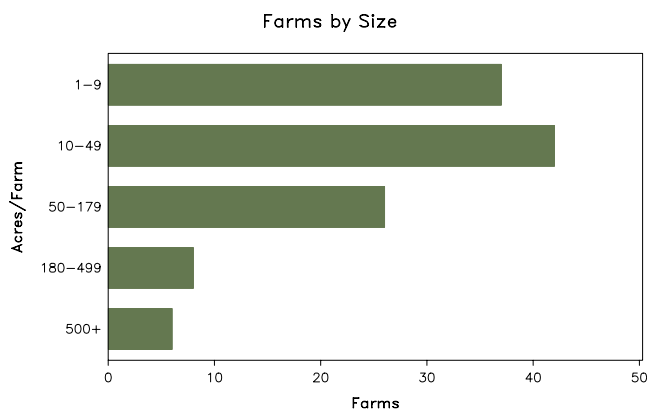
Stephenson County – Illinois

Farms with Women Principal Operators Compared with All Farms

	Women Principal Operators	All Farms
Number of Farms	119	1,178
Land in Farms	11,222 acres	337,932 acres
Average Size of Farm	94 acres	287 acres
Market Value of Products Sold	\$5,592,000	\$246,797,000
Crop Sales	\$2,916,000	\$132,861,000
Livestock Sales	\$2,676,000	\$113,936,000
Average Per Farm	\$46,992	\$209,505
Government Payments	\$246,000	\$7,527,000
Average Per Farm Receiving Payments	\$4,036	\$9,157

See footnotes on reverse page.

Farms with Women Principal Operators



2007 CENSUS OF AGRICULTURE

Stephenson County – Illinois Farms with Women Principal Operators

Selected Highlights

Item	Farms	Quantity
MARKET VALUE OF AGRICULTURAL PRODUCTS SOLD (\$1,000)		
Total value of agricultural products sold	119	5,592
Value of crops including nursery and greenhouse	34	2,916
Value of livestock, poultry, and their products	60	2,676
VALUE OF SALES BY COMMODITY GROUP (\$1,000)		
Grains, oilseeds, dry beans, and dry peas	26	2,673
Tobacco	-	-
Cotton and cottonseed	-	-
Vegetables, melons, potatoes and sweet potatoes	1	(D)
Fruits, tree nuts, and berries	2	(D)
Nursery, greenhouse, floriculture, and sod	1	(D)
Cut Christmas trees and short rotation woody crops	-	-
Other crops and hay	12	(D)
Poultry and eggs	9	1
Cattle and calves	22	564
Milk and other dairy products from cows	8	(D)
Hogs and pigs	-	-
Sheep, goats, and their products	25	(D)
Horses, ponies, mules, burros, and donkeys	6	(D)
Aquaculture	-	-
Other animals and other animal products	4	8
TOP CROP ITEMS (acres)		
Corn for grain	25	4,268
Soybeans for beans	18	1,779
Forage - land used for all hay and haylage, grass silage, and greenchop	27	1,411
Oats for grain	7	159
Corn for silage or greenchop	5	134
TOP LIVESTOCK INVENTORY ITEMS (number)		
Cattle and calves	27	1,612
Sheep and lambs	21	465
Goats, all	15	150
Horses and ponies	39	127
Layers	5	49

Operator Characteristics

Item	Quantity
Primary occupation:	
Farming	54
Other	65
Days worked off farm:	
None	44
Any	75
Years on present farm:	
2 years or less	11
3 to 4 years	9
5 to 9 years	24
10 years or more	75
Age group:	
Under 45 years	25
45 to 64 years	53
65 years and over	41
Average age of principal operator (years)	57.7

Economic Characteristics

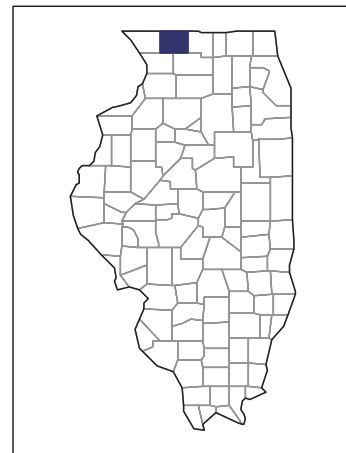
Item	Quantity
Farms by value of sales:	
Less than \$1,000	72
\$1,000 to \$2,499	11
\$2,500 to \$4,999	1
\$5,000 to \$9,999	5
\$10,000 to \$49,999	12
\$50,000 to \$99,999	5
\$100,000 to \$249,999	5
\$250,000 to \$499,999	5
\$500,000 or more	3
Total farm production expenses (\$1,000)	3,714
Average per farm (\$)	31,208
Net cash farm income of operation (\$1,000)	2,618
Average per farm (\$)	22,002
Value of agricultural products sold directly to individuals for human consumption (\$1,000)	(D)
Total organic product sales (\$1,000)	(D)
Total income from farm-related sources, gross before taxes and expenses (\$1,000)	494

See "Census of Agriculture, Volume 1, Geographic Area Series" for complete footnotes, explanations, definitions, and methodology.
(D) Cannot be disclosed. (Z) Less than half of the unit shown.

2007 CENSUS OF AGRICULTURE

Stephenson County – Illinois

Farms with Spanish, Hispanic, or Latino Operators Compared with All Farms



Data are not available at this geographic level for farms with Spanish, Hispanic, or Latino operators.



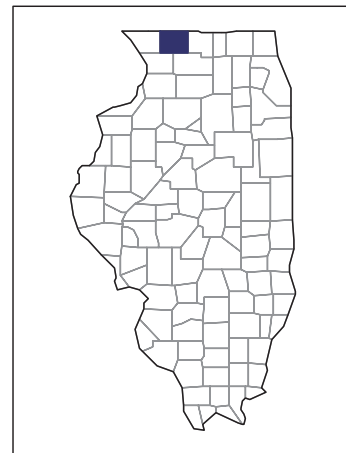
United States Department of Agriculture
National Agricultural Statistics Service

www.agcensus.usda.gov

2007 CENSUS OF AGRICULTURE

Stephenson County – Illinois

Farms with American Indian or Alaska Native Operators Compared with All Farms



Data are not available at this geographic level for farms with American Indian or Alaska Native operators.



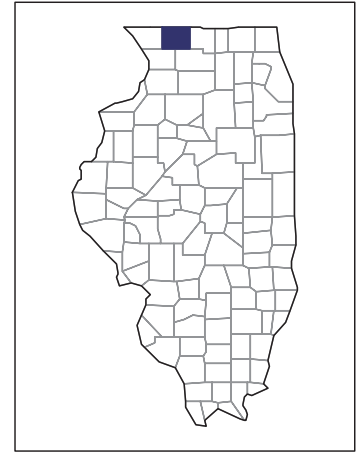
United States Department of Agriculture
National Agricultural Statistics Service

www.agcensus.usda.gov

2007 CENSUS OF AGRICULTURE

Stephenson County – Illinois

Farms with Asian Operators Compared with All Farms



Data are not available at this geographic level for farms with Asian operators.



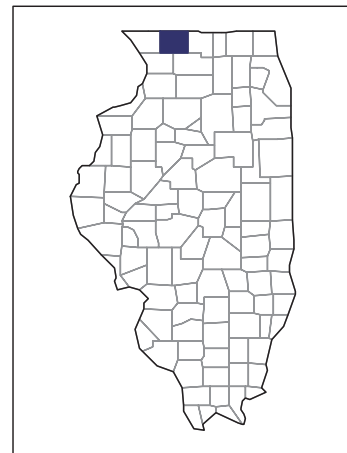
United States Department of Agriculture
National Agricultural Statistics Service

www.agcensus.usda.gov

2007 CENSUS *OF* AGRICULTURE

Stephenson County – Illinois

Farms with Black or African American Operators Compared with All Farms



Data are not available at this geographic level for farms with Black or African American operators.



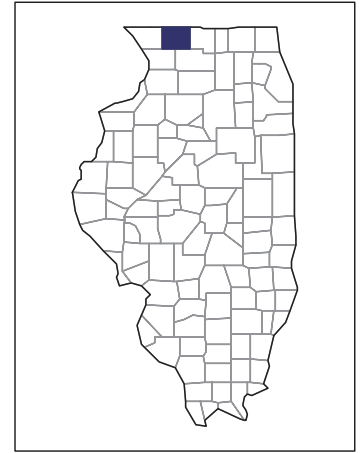
United States Department of Agriculture
National Agricultural Statistics Service

www.agcensus.usda.gov

2007 CENSUS OF AGRICULTURE

Stephenson County – Illinois

Farms with Native Hawaiian or Other Pacific Islander Operators Compared with All Farms



Data are not available at this geographic level for farms with Native Hawaiian or Other Pacific Islander operators.



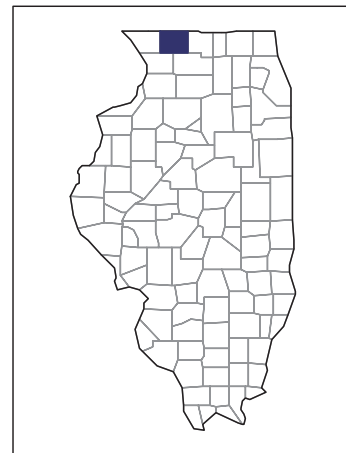
United States Department of Agriculture
National Agricultural Statistics Service

www.agcensus.usda.gov

2007 CENSUS OF AGRICULTURE

Stephenson County – Illinois

Farms with White Operators Compared with All Farms



Data are not available at this geographic level for farms with White operators.



United States Department of Agriculture
National Agricultural Statistics Service

www.agcensus.usda.gov

