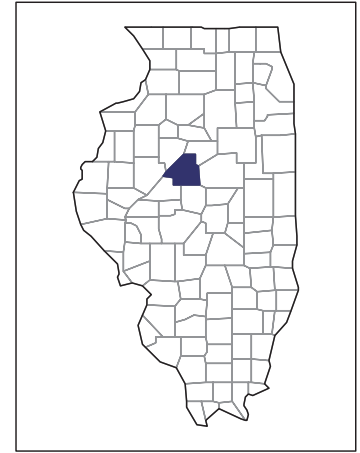


2007 CENSUS OF AGRICULTURE



Tazewell County – Illinois

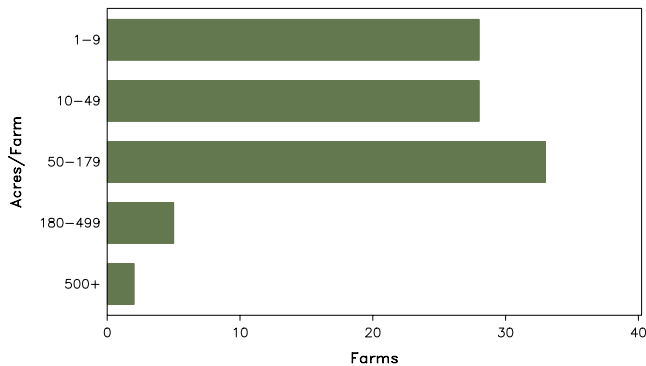
Farms with Women Principal Operators Compared with All Farms

	Women Principal Operators	All Farms
Number of Farms	96	998
Land in Farms	7,739 acres	329,268 acres
Average Size of Farm	81 acres	330 acres
Market Value of Products Sold	\$2,907,000	\$184,835,000
Crop Sales	\$2,526,000	\$157,616,000
Livestock Sales	\$381,000	\$27,219,000
Average Per Farm	\$30,285	\$185,206
Government Payments	\$229,000	\$6,352,000
Average Per Farm Receiving Payments	\$3,816	\$8,549

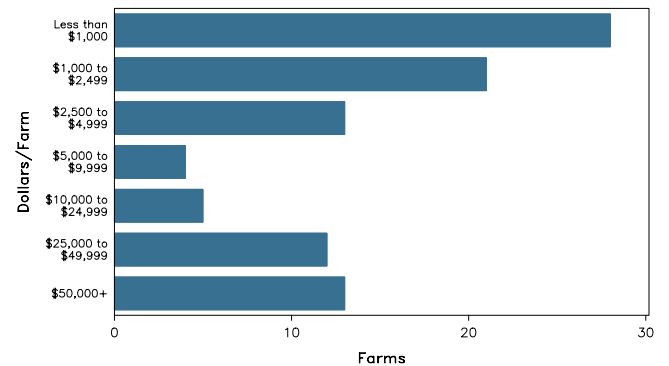
See footnotes on reverse page.

Farms with Women Principal Operators

Farms by Size



Farms by Economic Size



2007 CENSUS OF AGRICULTURE

Tazewell County – Illinois Farms with Women Principal Operators

Selected Highlights

Item	Farms	Quantity
MARKET VALUE OF AGRICULTURAL PRODUCTS SOLD (\$1,000)		
Total value of agricultural products sold	96	2,907
Value of crops including nursery and greenhouse	35	2,526
Value of livestock, poultry, and their products	27	381
VALUE OF SALES BY COMMODITY GROUP (\$1,000)		
Grains, oilseeds, dry beans, and dry peas	30	2,394
Tobacco	-	-
Cotton and cottonseed	-	-
Vegetables, melons, potatoes and sweet potatoes	6	(D)
Fruits, tree nuts, and berries	1	(D)
Nursery, greenhouse, floriculture, and sod	4	(D)
Cut Christmas trees and short rotation woody crops	-	-
Other crops and hay	2	(D)
Poultry and eggs	2	(D)
Cattle and calves	9	(D)
Milk and other dairy products from cows	-	-
Hogs and pigs	-	-
Sheep, goats, and their products	8	(D)
Horses, ponies, mules, burros, and donkeys	9	353
Aquaculture	-	-
Other animals and other animal products	-	-
TOP CROP ITEMS (acres)		
Corn for grain	25	3,162
Soybeans for beans	25	1,681
Vegetables harvested for sale	6	171
Peas, green (excluding southern)	5	170
Forage - land used for all hay and haylage, grass silage, and greenchop	10	121
TOP LIVESTOCK INVENTORY ITEMS (number)		
Horses and ponies	18	251
Layers	6	157
Sheep and lambs	8	149
Ducks	4	108
Cattle and calves	14	75

Operator Characteristics

Item	Quantity
Primary occupation:	
Farming	37
Other	59
Days worked off farm:	
None	44
Any	52
Years on present farm:	
2 years or less	2
3 to 4 years	17
5 to 9 years	17
10 years or more	60
Age group:	
Under 45 years	10
45 to 64 years	47
65 years and over	39
Average age of principal operator (years)	61.7

Economic Characteristics

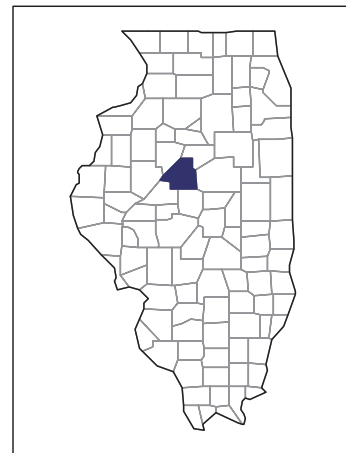
Item	Quantity
Farms by value of sales:	
Less than \$1,000	51
\$1,000 to \$2,499	12
\$2,500 to \$4,999	4
\$5,000 to \$9,999	3
\$10,000 to \$49,999	13
\$50,000 to \$99,999	7
\$100,000 to \$249,999	4
\$250,000 to \$499,999	-
\$500,000 or more	2
Total farm production expenses (\$1,000)	2,150
Average per farm (\$)	22,391
Net cash farm income of operation (\$1,000)	1,503
Average per farm (\$)	15,654
Value of agricultural products sold directly to individuals for human consumption (\$1,000)	4
Total organic product sales (\$1,000)	-
Total income from farm-related sources, gross before taxes and expenses (\$1,000)	516

See "Census of Agriculture, Volume 1, Geographic Area Series" for complete footnotes, explanations, definitions, and methodology.
(D) Cannot be disclosed. (Z) Less than half of the unit shown.

2007 CENSUS OF AGRICULTURE

Tazewell County – Illinois

Farms with Spanish, Hispanic, or Latino Operators Compared with All Farms



Data are not available at this geographic level for farms with Spanish, Hispanic, or Latino operators.



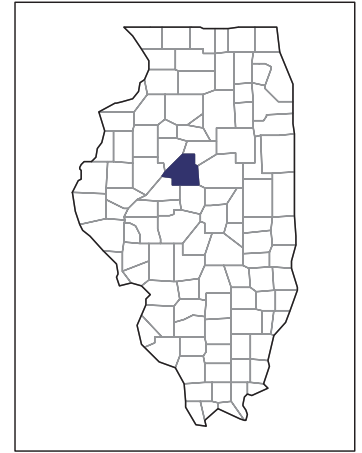
United States Department of Agriculture
National Agricultural Statistics Service

www.agcensus.usda.gov

2007 CENSUS *OF* AGRICULTURE

Tazewell County – Illinois

Farms with American Indian or Alaska Native Operators Compared with All Farms



Data are not available at this geographic level for farms with American Indian or Alaska Native operators.



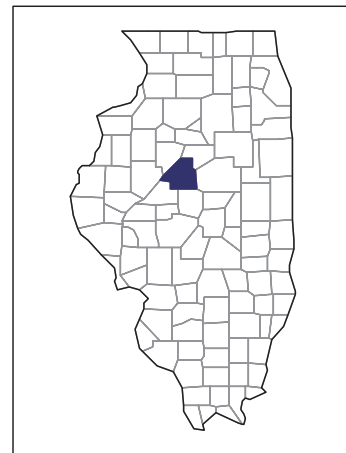
United States Department of Agriculture
National Agricultural Statistics Service

www.agcensus.usda.gov

2007 CENSUS *OF* AGRICULTURE

Tazewell County – Illinois

**Farms with Asian Operators
Compared with All Farms**



Data are not available at this geographic level for farms with Asian operators.



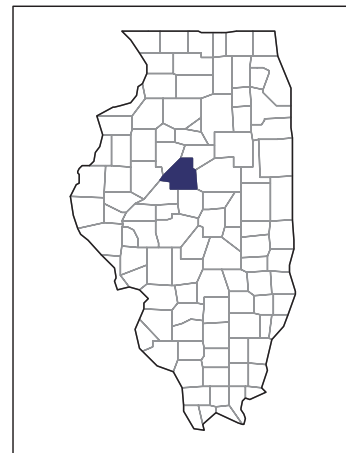
United States Department of Agriculture
National Agricultural Statistics Service

www.agcensus.usda.gov

2007 CENSUS *OF* **AGRICULTURE**

Tazewell County – Illinois

**Farms with Black or African American
Operators Compared with All Farms**



Data are not available at this geographic level for farms with Black or African American operators.



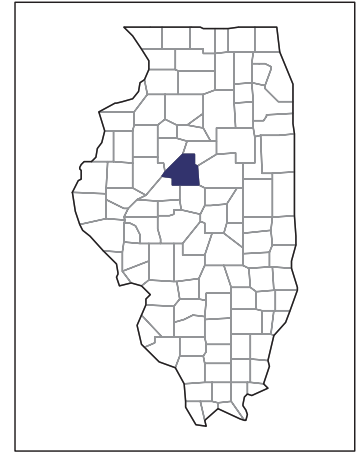
United States Department of Agriculture
National Agricultural Statistics Service

www.agcensus.usda.gov

2007 CENSUS *OF* AGRICULTURE

Tazewell County – Illinois

Farms with Native Hawaiian or Other Pacific Islander Operators Compared with All Farms



Data are not available at this geographic level for farms with Native Hawaiian or Other Pacific Islander operators.



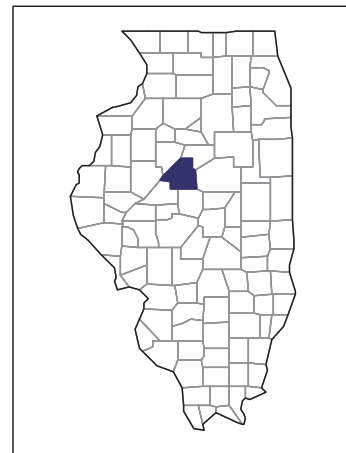
United States Department of Agriculture
National Agricultural Statistics Service

www.agcensus.usda.gov

2007 CENSUS OF AGRICULTURE

Tazewell County – Illinois

**Farms with White Operators
Compared with All Farms**



Data are not available at this geographic level for farms with White operators.



United States Department of Agriculture
National Agricultural Statistics Service

www.agcensus.usda.gov

