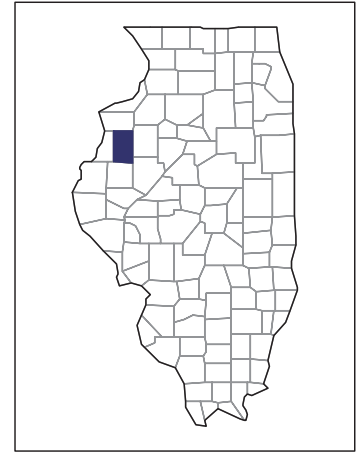


2007 CENSUS OF AGRICULTURE



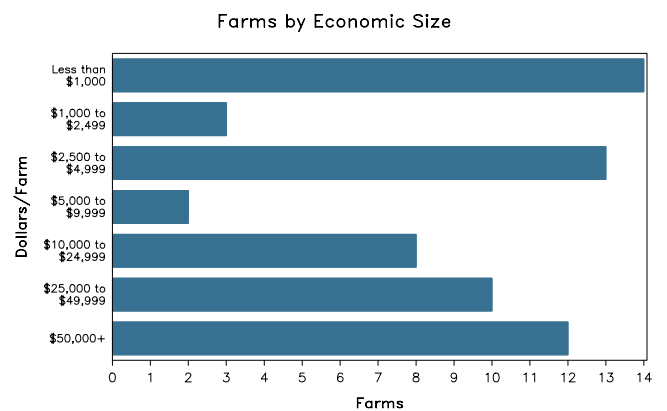
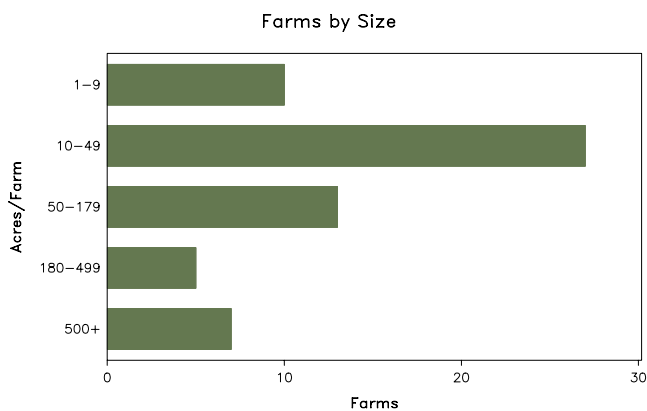
Warren County – Illinois

Farms with Women Principal Operators Compared with All Farms

	Women Principal Operators	All Farms
Number of Farms	62	644
Land in Farms	10,346 acres	294,907 acres
Average Size of Farm	167 acres	458 acres
Market Value of Products Sold	\$5,317,000	\$168,197,000
Crop Sales	(D)	\$129,615,000
Livestock Sales	(D)	\$38,582,000
Average Per Farm	\$85,761	\$261,176
Government Payments	\$234,000	\$5,320,000
Average Per Farm Receiving Payments	\$5,198	\$9,963

See footnotes on reverse page.

Farms with Women Principal Operators



2007 CENSUS OF AGRICULTURE

Warren County – Illinois Farms with Women Principal Operators

Selected Highlights

Item	Farms	Quantity
MARKET VALUE OF AGRICULTURAL PRODUCTS SOLD (\$1,000)		
Total value of agricultural products sold	62	5,317
Value of crops including nursery and greenhouse	37	(D)
Value of livestock, poultry, and their products	19	(D)
VALUE OF SALES BY COMMODITY GROUP (\$1,000)		
Grains, oilseeds, dry beans, and dry peas	34	(D)
Tobacco	-	-
Cotton and cottonseed	-	-
Vegetables, melons, potatoes and sweet potatoes	-	-
Fruits, tree nuts, and berries	-	-
Nursery, greenhouse, floriculture, and sod	1	(D)
Cut Christmas trees and short rotation woody crops	-	-
Other crops and hay	3	10
Poultry and eggs	4	(D)
Cattle and calves	9	145
Milk and other dairy products from cows	-	-
Hogs and pigs	5	(D)
Sheep, goats, and their products	10	11
Horses, ponies, mules, burros, and donkeys	1	(D)
Aquaculture	-	-
Other animals and other animal products	1	(D)
TOP CROP ITEMS (acres)		
Corn for grain	33	4,768
Soybeans for beans	19	3,196
Forage - land used for all hay and haylage, grass silage, and greenchop	10	186
Oats for grain	1	(D)
Nursery stock	1	(D)
TOP LIVESTOCK INVENTORY ITEMS (number)		
Hogs and pigs	5	(D)
Cattle and calves	20	610
Goats, all	12	194
Layers	10	163
Horses and ponies	10	106

Operator Characteristics

Item	Quantity
Primary occupation:	
Farming	12
Other	50
Days worked off farm:	
None	29
Any	33
Years on present farm:	
2 years or less	4
3 to 4 years	5
5 to 9 years	12
10 years or more	41
Age group:	
Under 45 years	10
45 to 64 years	23
65 years and over	29
Average age of principal operator (years)	64.3

Economic Characteristics

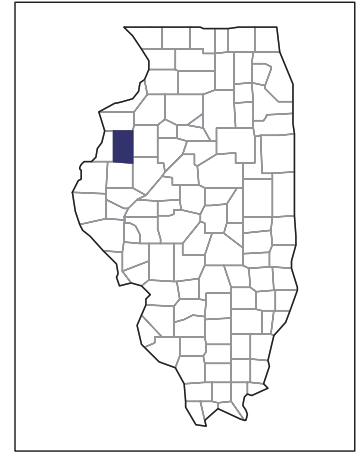
Item	Quantity
Farms by value of sales:	
Less than \$1,000	22
\$1,000 to \$2,499	3
\$2,500 to \$4,999	6
\$5,000 to \$9,999	3
\$10,000 to \$49,999	16
\$50,000 to \$99,999	3
\$100,000 to \$249,999	5
\$250,000 to \$499,999	-
\$500,000 or more	4
Total farm production expenses (\$1,000)	4,093
Average per farm (\$)	66,022
Net cash farm income of operation (\$1,000)	1,704
Average per farm (\$)	27,480
Value of agricultural products sold directly to individuals for human consumption (\$1,000)	3
Total organic product sales (\$1,000)	-
Total income from farm-related sources, gross before taxes and expenses (\$1,000)	246

See "Census of Agriculture, Volume 1, Geographic Area Series" for complete footnotes, explanations, definitions, and methodology.
(D) Cannot be disclosed. (Z) Less than half of the unit shown.

2007 CENSUS OF AGRICULTURE

Warren County – Illinois

Farms with Spanish, Hispanic, or Latino Operators Compared with All Farms



Data are not available at this geographic level for farms with Spanish, Hispanic, or Latino operators.



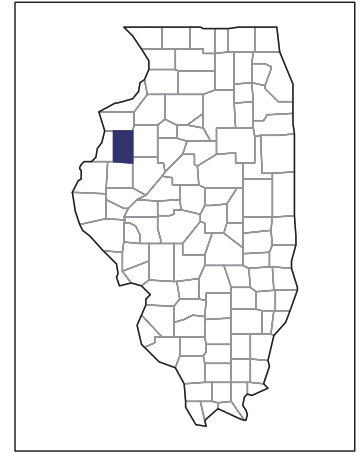
United States Department of Agriculture
National Agricultural Statistics Service

www.agcensus.usda.gov

2007 CENSUS OF AGRICULTURE

Warren County – Illinois

Farms with American Indian or Alaska Native Operators Compared with All Farms



Data are not available at this geographic level for farms with American Indian or Alaska Native operators.



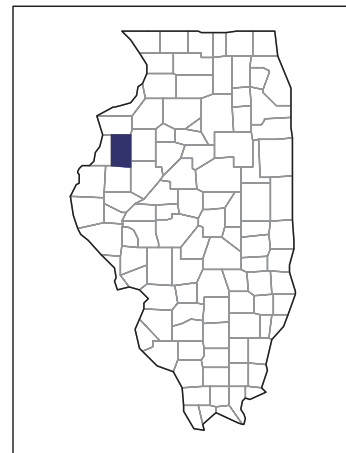
United States Department of Agriculture
National Agricultural Statistics Service

www.agcensus.usda.gov

2007 CENSUS OF AGRICULTURE

Warren County – Illinois

**Farms with Asian Operators
Compared with All Farms**



Data are not available at this geographic level for farms with Asian operators.



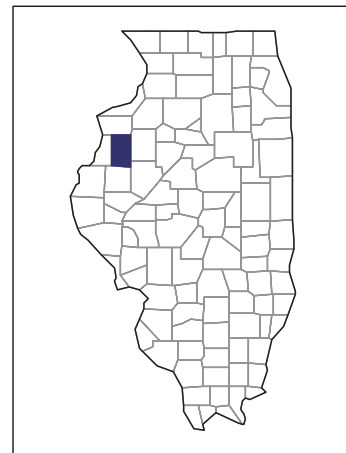
United States Department of Agriculture
National Agricultural Statistics Service

www.agcensus.usda.gov

2007 CENSUS *OF* **AGRICULTURE**

Warren County – Illinois

Farms with Black or African American Operators Compared with All Farms



Data are not available at this geographic level for farms with Black or African American operators.



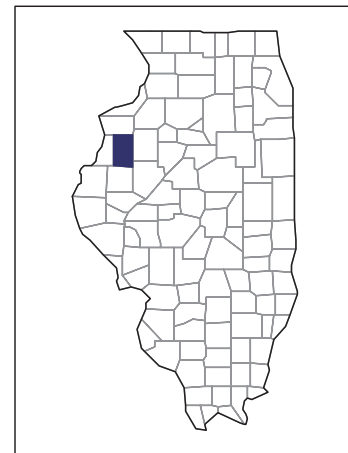
United States Department of Agriculture
National Agricultural Statistics Service

www.agcensus.usda.gov

2007 CENSUS OF AGRICULTURE

Warren County – Illinois

Farms with Native Hawaiian or Other Pacific Islander Operators Compared with All Farms



Data are not available at this geographic level for farms with Native Hawaiian or Other Pacific Islander operators.



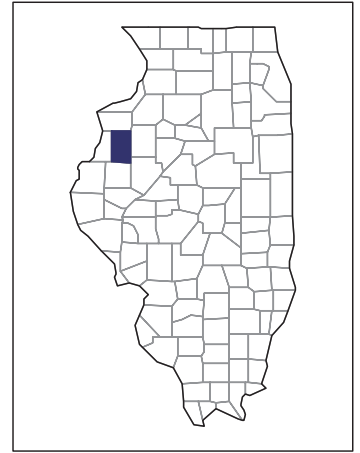
United States Department of Agriculture
National Agricultural Statistics Service

www.agcensus.usda.gov

2007 CENSUS *OF* **AGRICULTURE**

Warren County – Illinois

**Farms with White Operators
Compared with All Farms**



Data are not available at this geographic level for farms with White operators.



United States Department of Agriculture
National Agricultural Statistics Service

www.agcensus.usda.gov

