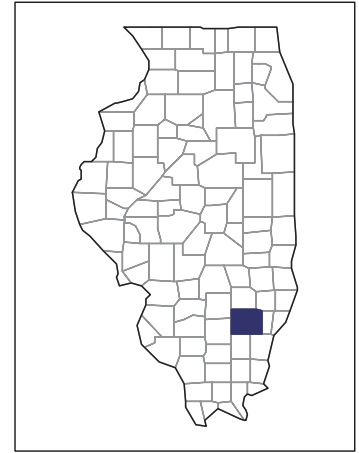


2007 CENSUS OF AGRICULTURE



Wayne County – Illinois

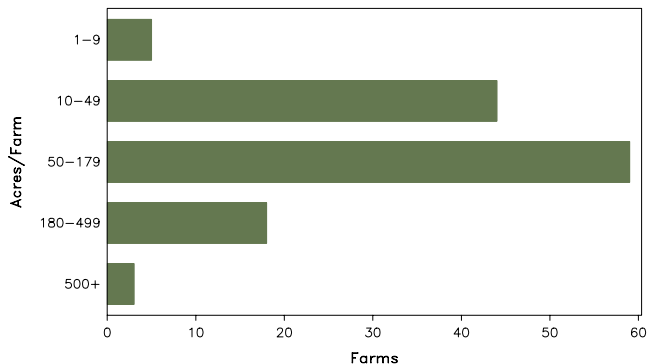
Farms with Women Principal Operators Compared with All Farms

	Women Principal Operators	All Farms
Number of Farms	129	1,233
Land in Farms	14,789 acres	333,255 acres
Average Size of Farm	115 acres	270 acres
Market Value of Products Sold	\$1,314,000	\$119,097,000
Crop Sales	\$1,139,000	\$80,969,000
Livestock Sales	\$174,000	\$38,128,000
Average Per Farm	\$10,184	\$96,591
Government Payments	\$650,000	\$7,093,000
Average Per Farm Receiving Payments	\$5,199	\$6,820

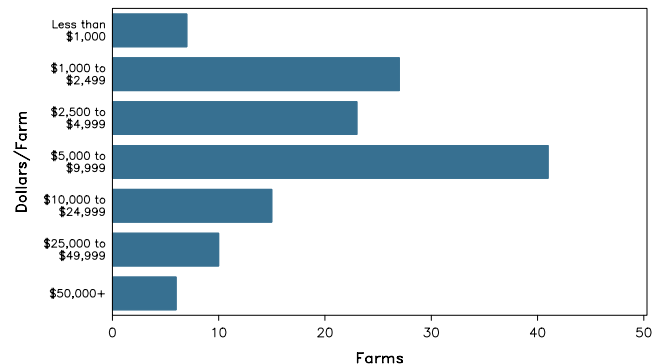
See footnotes on reverse page.

Farms with Women Principal Operators

Farms by Size



Farms by Economic Size



2007 CENSUS OF AGRICULTURE

Wayne County – Illinois Farms with Women Principal Operators

Selected Highlights

Item	Farms	Quantity
MARKET VALUE OF AGRICULTURAL PRODUCTS SOLD (\$1,000)		
Total value of agricultural products sold	129	1,314
Value of crops including nursery and greenhouse	31	1,139
Value of livestock, poultry, and their products	8	174
VALUE OF SALES BY COMMODITY GROUP (\$1,000)		
Grains, oilseeds, dry beans, and dry peas	26	(D)
Tobacco	-	-
Cotton and cottonseed	-	-
Vegetables, melons, potatoes and sweet potatoes	-	-
Fruits, tree nuts, and berries	-	-
Nursery, greenhouse, floriculture, and sod	-	-
Cut Christmas trees and short rotation woody crops	-	-
Other crops and hay	6	(D)
Poultry and eggs	2	(D)
Cattle and calves	7	(D)
Milk and other dairy products from cows	-	-
Hogs and pigs	1	(D)
Sheep, goats, and their products	-	-
Horses, ponies, mules, burros, and donkeys	-	-
Aquaculture	-	-
Other animals and other animal products	-	-
TOP CROP ITEMS (acres)		
Soybeans for beans	20	2,072
Corn for grain	15	1,803
Sorghum for grain	6	555
Forage - land used for all hay and haylage, grass silage, and greenchop	14	380
Wheat for grain, all	5	362
TOP LIVESTOCK INVENTORY ITEMS (number)		
Cattle and calves	9	437
Broilers and other meat-type chickens	1	(D)
Layers	2	(D)
Horses and ponies	7	47
Goats, all	2	(D)

Operator Characteristics

Item	Quantity
Primary occupation:	
Farming	26
Other	103
Days worked off farm:	
None	71
Any	58
Years on present farm:	
2 years or less	4
3 to 4 years	4
5 to 9 years	31
10 years or more	90
Age group:	
Under 45 years	4
45 to 64 years	48
65 years and over	77
Average age of principal operator (years)	67.1

Economic Characteristics

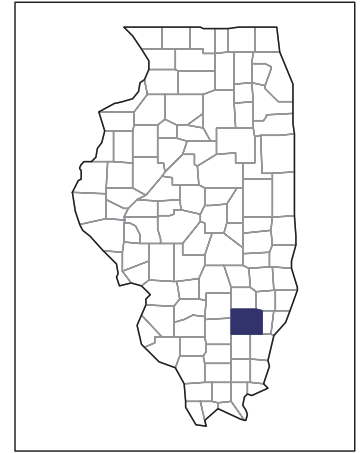
Item	Quantity
Farms by value of sales:	
Less than \$1,000	100
\$1,000 to \$2,499	3
\$2,500 to \$4,999	6
\$5,000 to \$9,999	3
\$10,000 to \$49,999	11
\$50,000 to \$99,999	5
\$100,000 to \$249,999	-
\$250,000 to \$499,999	-
\$500,000 or more	1
Total farm production expenses (\$1,000)	1,301
Average per farm (\$)	10,083
Net cash farm income of operation (\$1,000)	831
Average per farm (\$)	6,439
Value of agricultural products sold directly to individuals for human consumption (\$1,000)	-
Total organic product sales (\$1,000)	-
Total income from farm-related sources, gross before taxes and expenses (\$1,000)	168

See "Census of Agriculture, Volume 1, Geographic Area Series" for complete footnotes, explanations, definitions, and methodology.
(D) Cannot be disclosed. (Z) Less than half of the unit shown.

2007 CENSUS OF AGRICULTURE

Wayne County – Illinois

Farms with Spanish, Hispanic, or Latino Operators Compared with All Farms



Data are not available at this geographic level for farms with Spanish, Hispanic, or Latino operators.



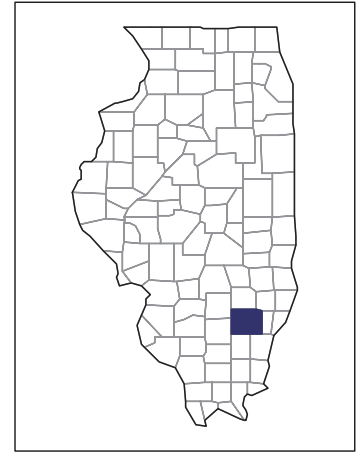
United States Department of Agriculture
National Agricultural Statistics Service

www.agcensus.usda.gov

2007 CENSUS OF AGRICULTURE

Wayne County – Illinois

Farms with American Indian or Alaska Native Operators Compared with All Farms



Data are not available at this geographic level for farms with American Indian or Alaska Native operators.



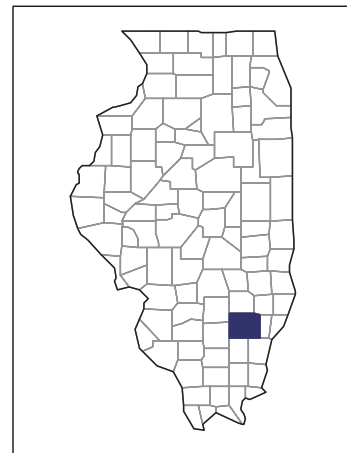
United States Department of Agriculture
National Agricultural Statistics Service

www.agcensus.usda.gov

2007 CENSUS OF AGRICULTURE

Wayne County – Illinois

Farms with Asian Operators
Compared with All Farms



Data are not available at this geographic level for farms with Asian operators.



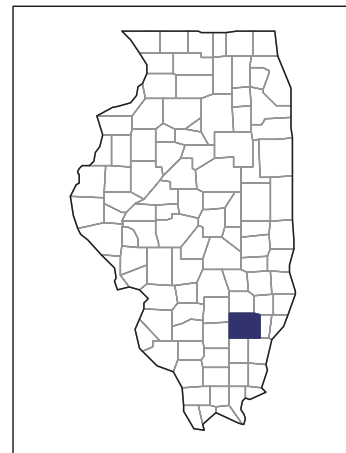
United States Department of Agriculture
National Agricultural Statistics Service

www.agcensus.usda.gov

2007 CENSUS OF AGRICULTURE

Wayne County – Illinois

Farms with Black or African American Operators Compared with All Farms



Data are not available at this geographic level for farms with Black or African American operators.



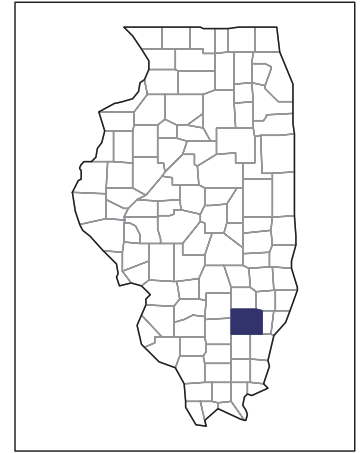
United States Department of Agriculture
National Agricultural Statistics Service

www.agcensus.usda.gov

2007 CENSUS OF AGRICULTURE

Wayne County – Illinois

Farms with Native Hawaiian or Other Pacific Islander Operators Compared with All Farms



Data are not available at this geographic level for farms with Native Hawaiian or Other Pacific Islander operators.



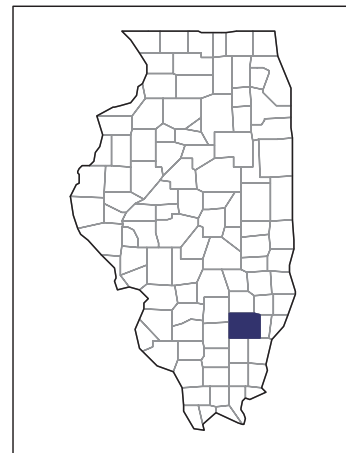
United States Department of Agriculture
National Agricultural Statistics Service

www.agcensus.usda.gov

2007 CENSUS OF AGRICULTURE

Wayne County – Illinois

Farms with White Operators Compared with All Farms



Data are not available at this geographic level for farms with White operators.



United States Department of Agriculture
National Agricultural Statistics Service

www.agcensus.usda.gov

