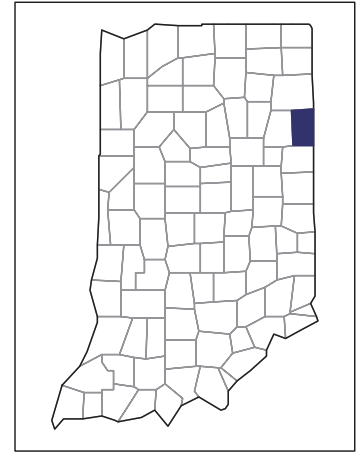


2007 CENSUS OF AGRICULTURE



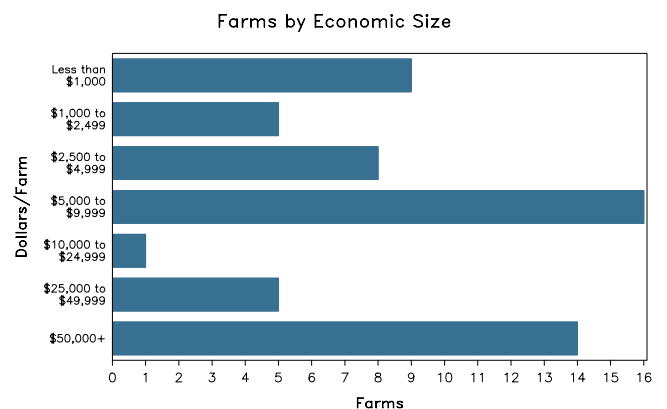
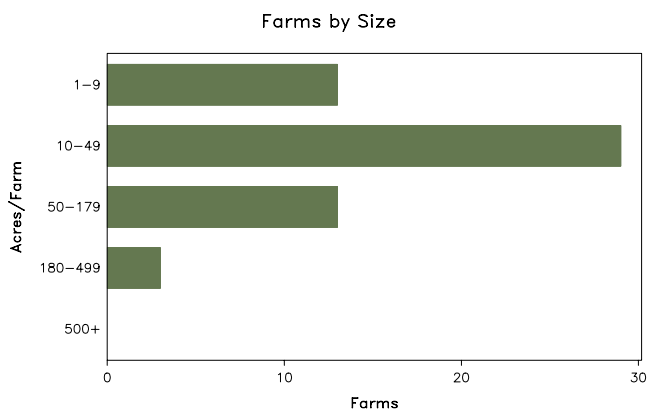
Adams County – Indiana

Farms with Women Principal Operators Compared with All Farms

	Women Principal Operators	All Farms
Number of Farms	58	1,315
Land in Farms	3,151 acres	182,490 acres
Average Size of Farm	54 acres	139 acres
Market Value of Products Sold	\$6,434,000	\$158,800,000
Crop Sales	\$469,000	\$61,776,000
Livestock Sales	\$5,965,000	\$97,024,000
Average Per Farm	\$110,933	\$120,760
Government Payments	\$69,000	\$3,446,000
Average Per Farm Receiving Payments	\$2,219	\$5,302

See footnotes on reverse page.

Farms with Women Principal Operators



2007 CENSUS OF AGRICULTURE

Adams County – Indiana Farms with Women Principal Operators

Selected Highlights

Item	Farms	Quantity
MARKET VALUE OF AGRICULTURAL PRODUCTS SOLD (\$1,000)		
Total value of agricultural products sold	58	6,434
Value of crops including nursery and greenhouse	24	469
Value of livestock, poultry, and their products	24	5,965
VALUE OF SALES BY COMMODITY GROUP (\$1,000)		
Grains, oilseeds, dry beans, and dry peas	21	(D)
Tobacco	-	-
Cotton and cottonseed	-	-
Vegetables, melons, potatoes and sweet potatoes	1	(D)
Fruits, tree nuts, and berries	-	-
Nursery, greenhouse, floriculture, and sod	-	-
Cut Christmas trees and short rotation woody crops	-	-
Other crops and hay	7	(D)
Poultry and eggs	6	(D)
Cattle and calves	14	(D)
Milk and other dairy products from cows	13	354
Hogs and pigs	11	4,801
Sheep, goats, and their products	1	(D)
Horses, ponies, mules, burros, and donkeys	5	3
Aquaculture	-	-
Other animals and other animal products	-	-
TOP CROP ITEMS (acres)		
Soybeans for beans	17	773
Corn for grain	23	709
Forage - land used for all hay and haylage, grass silage, and greenchop	25	350
Wheat for grain, all	4	93
Corn for silage or greenchop	6	86
TOP LIVESTOCK INVENTORY ITEMS (number)		
Layers	12	(D)
Hogs and pigs	11	16,220
Pigeons or squab	4	1,210
Cattle and calves	26	432
Horses and ponies	26	158

Operator Characteristics

Item	Quantity
Primary occupation:	
Farming	18
Other	40
Days worked off farm:	
None	22
Any	36
Years on present farm:	
2 years or less	3
3 to 4 years	12
5 to 9 years	12
10 years or more	31
Age group:	
Under 45 years	17
45 to 64 years	24
65 years and over	17
Average age of principal operator (years)	55.2

Economic Characteristics

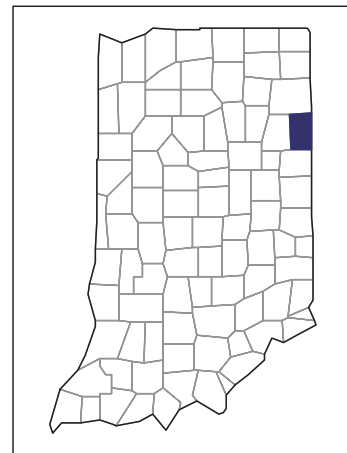
Item	Quantity
Farms by value of sales:	
Less than \$1,000	19
\$1,000 to \$2,499	3
\$2,500 to \$4,999	4
\$5,000 to \$9,999	12
\$10,000 to \$49,999	6
\$50,000 to \$99,999	1
\$100,000 to \$249,999	10
\$250,000 to \$499,999	1
\$500,000 or more	2
Total farm production expenses (\$1,000)	5,664
Average per farm (\$)	97,657
Net cash farm income of operation (\$1,000)	994
Average per farm (\$)	17,144
Value of agricultural products sold directly to individuals for human consumption (\$1,000)	-
Total organic product sales (\$1,000)	-
Total income from farm-related sources, gross before taxes and expenses (\$1,000)	156

See "Census of Agriculture, Volume 1, Geographic Area Series" for complete footnotes, explanations, definitions, and methodology.
(D) Cannot be disclosed. (Z) Less than half of the unit shown.

2007 CENSUS *OF* AGRICULTURE

Adams County – Indiana

Farms with Spanish, Hispanic, or Latino Operators Compared with All Farms



Data are not available at this geographic level for farms with Spanish, Hispanic, or Latino operators.



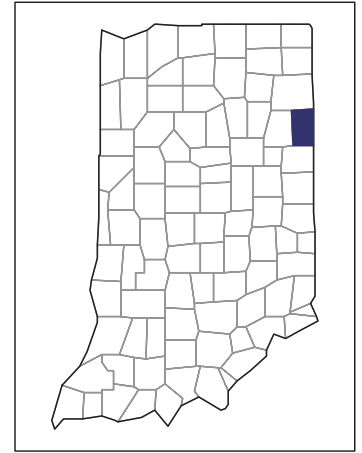
United States Department of Agriculture
National Agricultural Statistics Service

www.agcensus.usda.gov

2007 CENSUS *OF* AGRICULTURE

Adams County – Indiana

Farms with American Indian or Alaska Native Operators Compared with All Farms



Data are not available at this geographic level for farms with American Indian or Alaska Native operators.



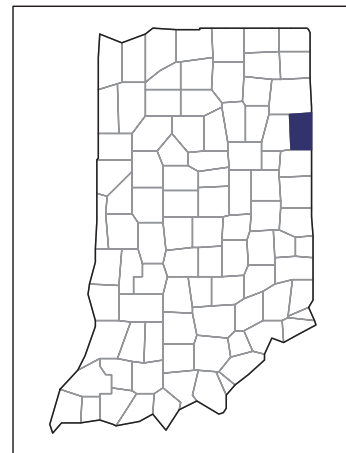
United States Department of Agriculture
National Agricultural Statistics Service

www.agcensus.usda.gov

2007 CENSUS *OF* AGRICULTURE

Adams County – Indiana

**Farms with Asian Operators
Compared with All Farms**



Data are not available at this geographic level for farms with Asian operators.



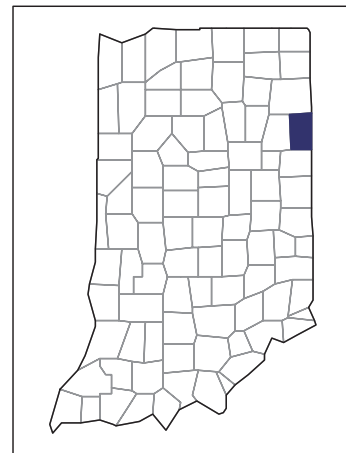
United States Department of Agriculture
National Agricultural Statistics Service

www.agcensus.usda.gov

2007 CENSUS *OF* AGRICULTURE

Adams County – Indiana

**Farms with Black or African American
Operators Compared with All Farms**



Data are not available at this geographic level for farms with Black or African American operators.



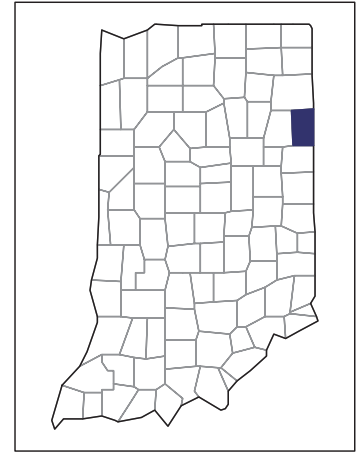
United States Department of Agriculture
National Agricultural Statistics Service

www.agcensus.usda.gov

2007 CENSUS *OF* AGRICULTURE

Adams County – Indiana

Farms with Native Hawaiian or Other Pacific Islander Operators Compared with All Farms



Data are not available at this geographic level for farms with Native Hawaiian or Other Pacific Islander operators.



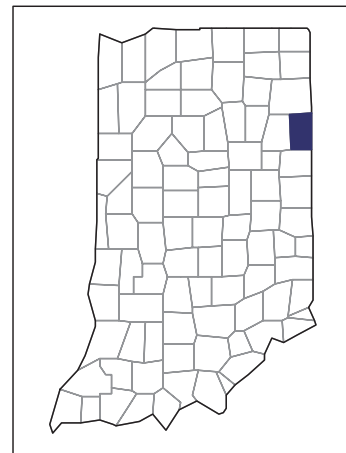
United States Department of Agriculture
National Agricultural Statistics Service

www.agcensus.usda.gov

2007 CENSUS *OF* AGRICULTURE

Adams County – Indiana

**Farms with White Operators
Compared with All Farms**



Data are not available at this geographic level for farms with White operators.



United States Department of Agriculture
National Agricultural Statistics Service

www.agcensus.usda.gov

