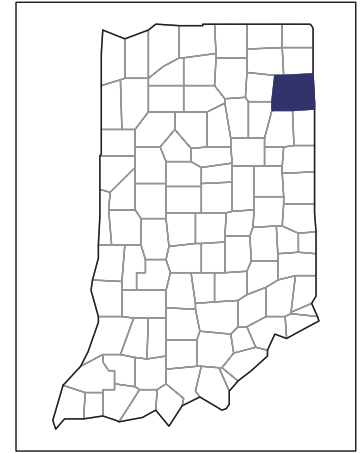


2007 CENSUS OF AGRICULTURE



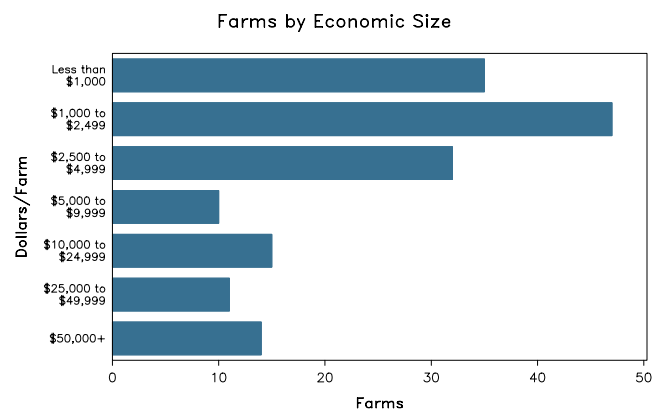
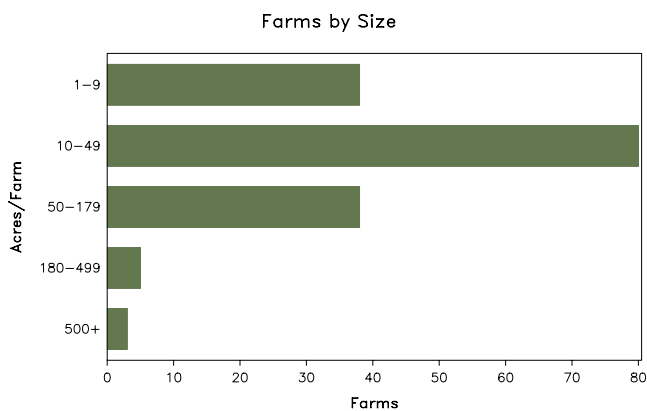
Allen County – Indiana

Farms with Women Principal Operators Compared with All Farms

	Women Principal Operators	All Farms
Number of Farms	164	1,649
Land in Farms	9,810 acres	254,136 acres
Average Size of Farm	60 acres	154 acres
Market Value of Products Sold	\$4,373,000	\$117,515,000
Crop Sales	\$2,267,000	\$89,661,000
Livestock Sales	\$2,107,000	\$27,854,000
Average Per Farm	\$26,667	\$71,264
Government Payments	\$201,000	\$5,533,000
Average Per Farm Receiving Payments	\$2,012	\$5,473

See footnotes on reverse page.

Farms with Women Principal Operators



2007 CENSUS OF AGRICULTURE

Allen County – Indiana Farms with Women Principal Operators

Selected Highlights

Item	Farms	Quantity
MARKET VALUE OF AGRICULTURAL PRODUCTS SOLD (\$1,000)		
Total value of agricultural products sold	164	4,373
Value of crops including nursery and greenhouse	92	2,267
Value of livestock, poultry, and their products	39	2,107
VALUE OF SALES BY COMMODITY GROUP (\$1,000)		
Grains, oilseeds, dry beans, and dry peas	73	1,984
Tobacco	-	-
Cotton and cottonseed	-	-
Vegetables, melons, potatoes and sweet potatoes	4	6
Fruits, tree nuts, and berries	2	(D)
Nursery, greenhouse, floriculture, and sod	8	146
Cut Christmas trees and short rotation woody crops	1	(D)
Other crops and hay	13	(D)
Poultry and eggs	14	(D)
Cattle and calves	9	1,871
Milk and other dairy products from cows	-	-
Hogs and pigs	7	(D)
Sheep, goats, and their products	11	8
Horses, ponies, mules, burros, and donkeys	11	(D)
Aquaculture	-	-
Other animals and other animal products	4	1
TOP CROP ITEMS (acres)		
Soybeans for beans	52	3,237
Corn for grain	44	2,317
Wheat for grain, all	9	499
Forage - land used for all hay and haylage, grass silage, and greenchop	19	307
Cut Christmas trees	2	(D)
TOP LIVESTOCK INVENTORY ITEMS (number)		
Cattle and calves	14	976
Hogs and pigs	2	(D)
Layers	15	350
Horses and ponies	36	253
Sheep and lambs	12	132

Operator Characteristics

Item	Quantity
Primary occupation:	
Farming	72
Other	92
Days worked off farm:	
None	77
Any	87
Years on present farm:	
2 years or less	6
3 to 4 years	4
5 to 9 years	37
10 years or more	117
Age group:	
Under 45 years	20
45 to 64 years	69
65 years and over	75
Average age of principal operator (years)	62.8

Economic Characteristics

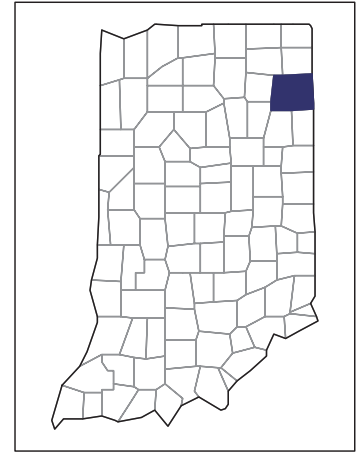
Item	Quantity
Farms by value of sales:	
Less than \$1,000	74
\$1,000 to \$2,499	24
\$2,500 to \$4,999	17
\$5,000 to \$9,999	9
\$10,000 to \$49,999	26
\$50,000 to \$99,999	5
\$100,000 to \$249,999	5
\$250,000 to \$499,999	-
\$500,000 or more	4
Total farm production expenses (\$1,000)	3,220
Average per farm (\$)	19,634
Net cash farm income of operation (\$1,000)	1,515
Average per farm (\$)	9,238
Value of agricultural products sold directly to individuals for human consumption (\$1,000)	15
Total organic product sales (\$1,000)	3
Total income from farm-related sources, gross before taxes and expenses (\$1,000)	(D)

See "Census of Agriculture, Volume 1, Geographic Area Series" for complete footnotes, explanations, definitions, and methodology.
(D) Cannot be disclosed. (Z) Less than half of the unit shown.

2007 CENSUS *OF* AGRICULTURE

Allen County – Indiana

Farms with Spanish, Hispanic, or Latino Operators Compared with All Farms



Data are not available at this geographic level for farms with Spanish, Hispanic, or Latino operators.



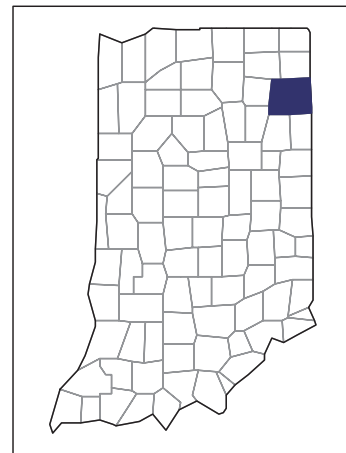
United States Department of Agriculture
National Agricultural Statistics Service

www.agcensus.usda.gov

2007 CENSUS *OF* AGRICULTURE

Allen County – Indiana

**Farms with American Indian or Alaska
Native Operators Compared with All
Farms**



Data are not available at this geographic level for farms with American Indian or Alaska Native operators.



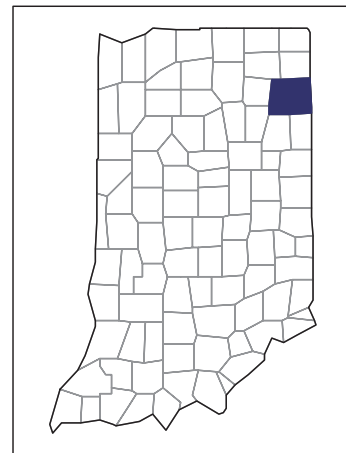
United States Department of Agriculture
National Agricultural Statistics Service

www.agcensus.usda.gov

2007 CENSUS *OF* AGRICULTURE

Allen County – Indiana

**Farms with Asian Operators
Compared with All Farms**



Data are not available at this geographic level for farms with Asian operators.



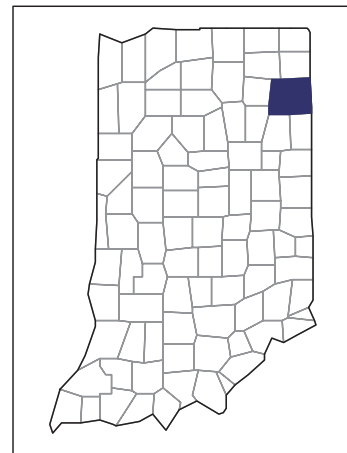
United States Department of Agriculture
National Agricultural Statistics Service

www.agcensus.usda.gov

2007 CENSUS *OF* AGRICULTURE

Allen County – Indiana

**Farms with Black or African American
Operators Compared with All Farms**



Data are not available at this geographic level for farms with Black or African American operators.



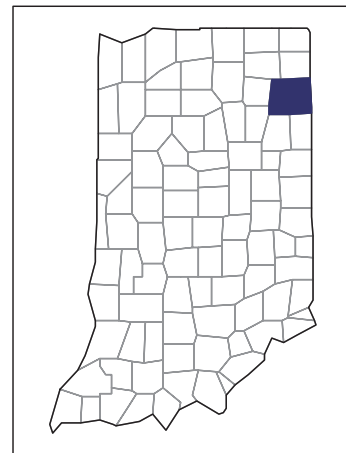
United States Department of Agriculture
National Agricultural Statistics Service

www.agcensus.usda.gov

2007 CENSUS *OF* AGRICULTURE

Allen County – Indiana

**Farms with Native Hawaiian or Other
Pacific Islander Operators Compared
with All Farms**



Data are not available at this geographic level for farms with Native Hawaiian or Other Pacific Islander operators.



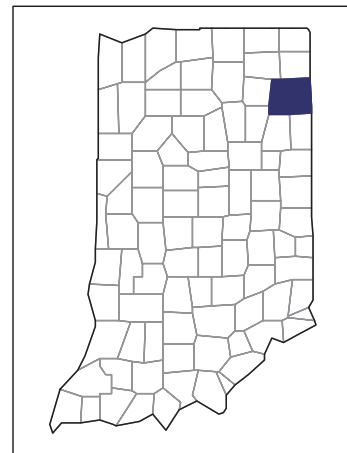
United States Department of Agriculture
National Agricultural Statistics Service

www.agcensus.usda.gov

2007 CENSUS *OF* AGRICULTURE

Allen County – Indiana

**Farms with White Operators
Compared with All Farms**



Data are not available at this geographic level for farms with White operators.



United States Department of Agriculture
National Agricultural Statistics Service

www.agcensus.usda.gov

