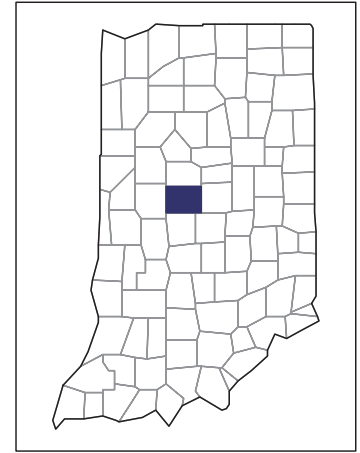


2007 CENSUS OF AGRICULTURE



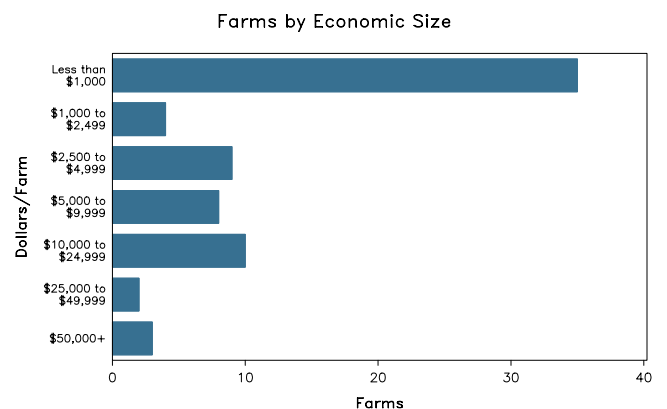
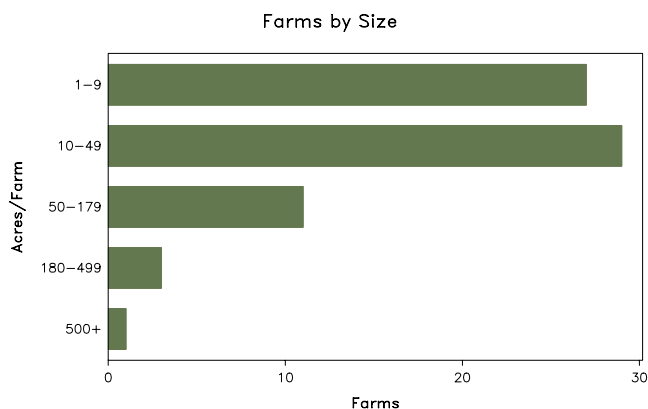
Boone County – Indiana

Farms with Women Principal Operators Compared with All Farms

	Women Principal Operators	All Farms
Number of Farms	71	582
Land in Farms	3,075 acres	222,706 acres
Average Size of Farm	43 acres	383 acres
Market Value of Products Sold	\$955,000	\$117,084,000
Crop Sales	(D)	\$99,239,000
Livestock Sales	(D)	\$17,845,000
Average Per Farm	\$13,447	\$201,175
Government Payments	\$38,000	\$3,717,000
Average Per Farm Receiving Payments	\$2,087	\$11,096

See footnotes on reverse page.

Farms with Women Principal Operators



2007 CENSUS OF AGRICULTURE

Boone County – Indiana Farms with Women Principal Operators

Selected Highlights

Item	Farms	Quantity
MARKET VALUE OF AGRICULTURAL PRODUCTS SOLD (\$1,000)		
Total value of agricultural products sold	71	955
Value of crops including nursery and greenhouse	25	(D)
Value of livestock, poultry, and their products	29	(D)
VALUE OF SALES BY COMMODITY GROUP (\$1,000)		
Grains, oilseeds, dry beans, and dry peas	12	(D)
Tobacco	-	-
Cotton and cottonseed	-	-
Vegetables, melons, potatoes and sweet potatoes	6	27
Fruits, tree nuts, and berries	1	(D)
Nursery, greenhouse, floriculture, and sod	3	(D)
Cut Christmas trees and short rotation woody crops	1	(D)
Other crops and hay	5	4
Poultry and eggs	3	1
Cattle and calves	11	(D)
Milk and other dairy products from cows	4	(D)
Hogs and pigs	4	1
Sheep, goats, and their products	11	10
Horses, ponies, mules, burros, and donkeys	10	79
Aquaculture	-	-
Other animals and other animal products	4	(D)
TOP CROP ITEMS (acres)		
Corn for grain	11	557
Soybeans for beans	4	374
Forage - land used for all hay and haylage, grass silage, and greenchop	13	151
Wheat for grain, all	1	(D)
Cut Christmas trees	1	(D)
TOP LIVESTOCK INVENTORY ITEMS (number)		
Horses and ponies	40	460
Cattle and calves	16	240
Goats, all	12	118
Sheep and lambs	5	84
Layers	8	73

Operator Characteristics

Item	Quantity
Primary occupation:	
Farming	24
Other	47
Days worked off farm:	
None	26
Any	45
Years on present farm:	
2 years or less	7
3 to 4 years	4
5 to 9 years	16
10 years or more	44
Age group:	
Under 45 years	19
45 to 64 years	30
65 years and over	22
Average age of principal operator (years)	53.5

Economic Characteristics

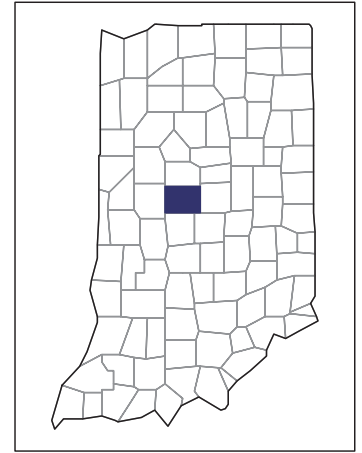
Item	Quantity
Farms by value of sales:	
Less than \$1,000	38
\$1,000 to \$2,499	3
\$2,500 to \$4,999	7
\$5,000 to \$9,999	8
\$10,000 to \$49,999	12
\$50,000 to \$99,999	1
\$100,000 to \$249,999	-
\$250,000 to \$499,999	2
\$500,000 or more	-
Total farm production expenses (\$1,000)	(D)
Average per farm (\$)	(D)
Net cash farm income of operation (\$1,000)	(D)
Average per farm (\$)	(D)
Value of agricultural products sold directly to individuals for human consumption (\$1,000)	18
Total organic product sales (\$1,000)	8
Total income from farm-related sources, gross before taxes and expenses (\$1,000)	498

See "Census of Agriculture, Volume 1, Geographic Area Series" for complete footnotes, explanations, definitions, and methodology.
(D) Cannot be disclosed. (Z) Less than half of the unit shown.

2007 CENSUS *OF* **AGRICULTURE**

Boone County – Indiana

Farms with Spanish, Hispanic, or Latino Operators Compared with All Farms



Data are not available at this geographic level for farms with Spanish, Hispanic, or Latino operators.



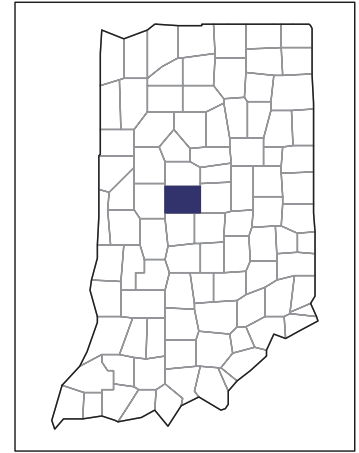
United States Department of Agriculture
National Agricultural Statistics Service

www.agcensus.usda.gov

2007 CENSUS OF AGRICULTURE

Boone County – Indiana

Farms with American Indian or Alaska Native Operators Compared with All Farms



Data are not available at this geographic level for farms with American Indian or Alaska Native operators.



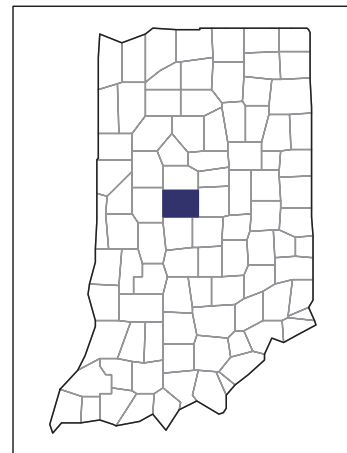
United States Department of Agriculture
National Agricultural Statistics Service

www.agcensus.usda.gov

2007 CENSUS *OF* **AGRICULTURE**

Boone County – Indiana

**Farms with Asian Operators
Compared with All Farms**



Data are not available at this geographic level for farms with Asian operators.



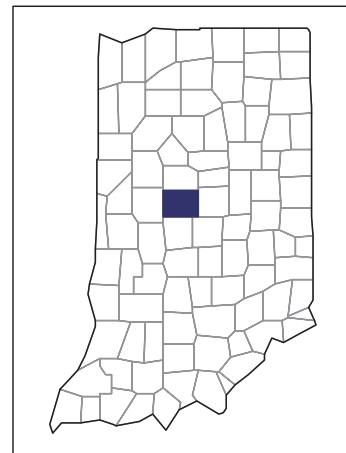
United States Department of Agriculture
National Agricultural Statistics Service

www.agcensus.usda.gov

2007 CENSUS *OF* AGRICULTURE

Boone County – Indiana

**Farms with Black or African American
Operators Compared with All Farms**



Data are not available at this geographic level for farms with Black or African American operators.



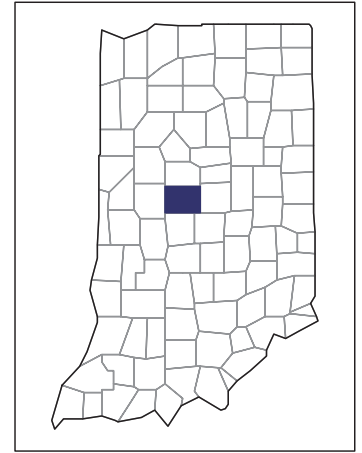
United States Department of Agriculture
National Agricultural Statistics Service

www.agcensus.usda.gov

2007 CENSUS *OF* AGRICULTURE

Boone County – Indiana

Farms with Native Hawaiian or Other Pacific Islander Operators Compared with All Farms



Data are not available at this geographic level for farms with Native Hawaiian or Other Pacific Islander operators.



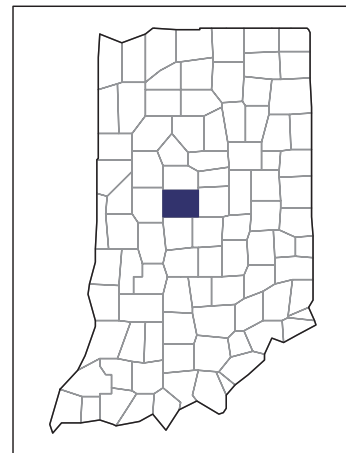
United States Department of Agriculture
National Agricultural Statistics Service

www.agcensus.usda.gov

2007 CENSUS *OF* **AGRICULTURE**

Boone County – Indiana

**Farms with White Operators
Compared with All Farms**



Data are not available at this geographic level for farms with White operators.



United States Department of Agriculture
National Agricultural Statistics Service

www.agcensus.usda.gov

