2007 CENSUS OF AGRICULTURE

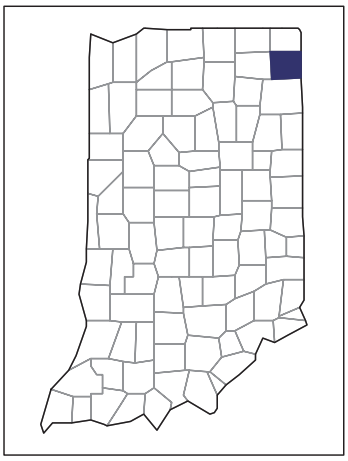

DeKalb County – Indiana

Farms with Women Principal Operators Compared with All Farms

	Women Principal Operators	All Farms
Number of Farms	107	1,144
Land in Farms	8,181 acres	160,665 acres
Average Size of Farm	76 acres	140 acres
Market Value of Products Sold	$1,023,000	$62,413,000
Crop Sales	$962,000	$43,244,000
Livestock Sales	$61,000	$19,169,000
Average Per Farm	$9,558	$54,557
Government Payments	$259,000	$4,577,000
Average Per Farm Receiving Payments	$3,277	$5,219

See footnotes on reverse page.

Farms with Women Principal Operators

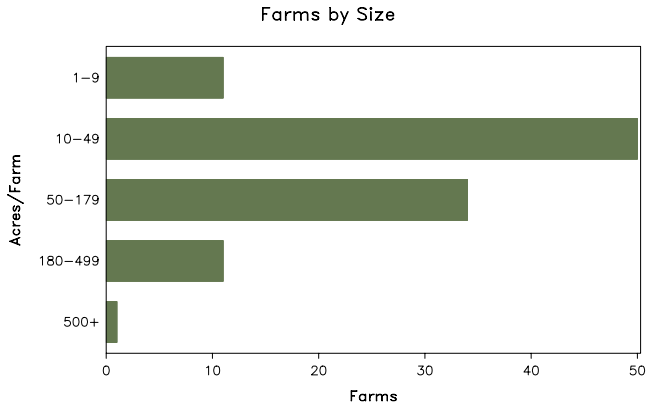

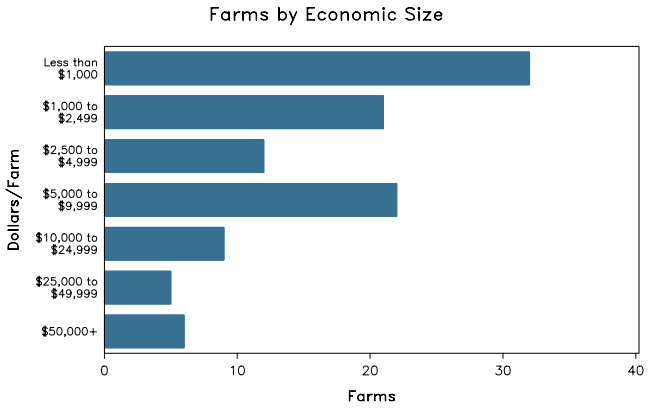

2007 CENSUS OF AGRICULTURE

DeKalb County – Indiana
Farms with Women Principal Operators

Selected Highlights

Item	Farms	Quantity
MARKET VALUE OF AGRICULTURAL PRODUCTS SOLD ($1,000)		
Total value of agricultural products sold	107	1,023
Value of crops including nursery and greenhouse	38	962
Value of livestock, poultry, and their products	16	61
VALUE OF SALES BY COMMODITY GROUP ($1,000)		
Grains, oilseeds, dry beans, and dry peas	28	(D)
Tobacco	-	-
Cotton and cottonseed	-	-
Vegetables, melons, potatoes and sweet potatoes	5	(D)
Fruits, tree nuts, and berries	2	(D)
Nursery, greenhouse, floriculture, and sod	-	-
Cut Christmas trees and short rotation woody crops	-	-
Other crops and hay	7	(D)
Poultry and eggs	10	3
Cattle and calves	5	30
Milk and other dairy products from cows	-	-
Hogs and pigs	1	(D)
Sheep, goats, and their products	2	(D)
Horses, ponies, mules, burros, and donkeys	2	(D)
Aquaculture	-	-
Other animals and other animal products	2	(D)
TOP CROP ITEMS (acres)		
Soybeans for beans	23	1,334
Corn for grain	12	908
Forage - land used for all hay and haylage, grass silage, and greenchop	21	262
Wheat for grain, all	6	212
Vegetables harvested for sale	5	19
TOP LIVESTOCK INVENTORY ITEMS (number)		
Horses and ponies	16	150
Layers	9	111
Cattle and calves	7	93
Colonies of bees	1	(D)
Goats, all	9	34

Operator Characteristics

Item	Quantity
Primary occupation:	
Farming	22
Other	85
Days worked off farm:	
None	51
Any	56
Years on present farm:	
2 years or less	2
3 to 4 years	3
5 to 9 years	14
10 years or more	88
Age group:	
Under 45 years	15
45 to 64 years	43
65 years and over	49
Average age of principal operator (years)	62.5

Economic Characteristics

Item	Quantity
Farms by value of sales:	
Less than $1,000	73
$1,000 to $2,499	4
$2,500 to $4,999	-
$5,000 to $9,999	14
$10,000 to $49,999	10
$50,000 to $99,999	4
$100,000 to $249,999	1
$250,000 to $499,999	1
$500,000 or more	-
Total farm production expenses ($1,000)	1,261
Average per farm ($)	11,786
Net cash farm income of operation ($1,000)	142
Average per farm ($)	1,331
Value of agricultural products sold directly to individuals for human consumption ($1,000)	(D)
Total organic product sales ($1,000)	(D)
Total income from farm-related sources, gross before taxes and expenses ($1,000)	122

See "Census of Agriculture, Volume 1, Geographic Area Series" for complete footnotes, explanations, definitions, and methodology.
(D) Cannot be disclosed. (Z) Less than half of the unit shown.

2007 CENSUS OF AGRICULTURE

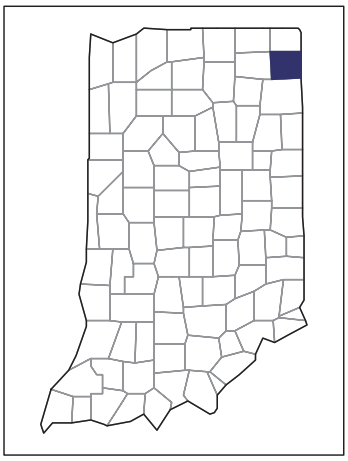

DeKalb County – Indiana

Farms with Spanish, Hispanic, or Latino Operators Compared with All Farms

Data are not available at this geographic level for farms with Spanish, Hispanic, or Latino operators.

United States Department of Agriculture
National Agricultural Statistics Service

www.agcensus.usda.gov

2007 CENSUS OF AGRICULTURE

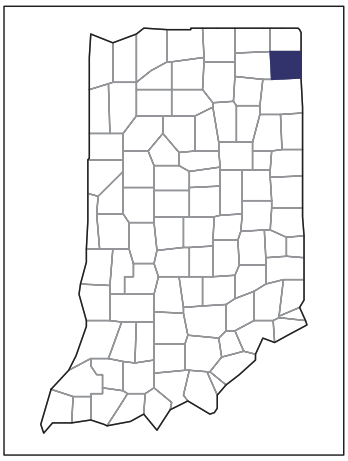

DeKalb County – Indiana

Farms with American Indian or Alaska Native Operators Compared with All Farms

Data are not available at this geographic level for farms with American Indian or Alaska Native operators.

United States Department of Agriculture
National Agricultural Statistics Service

www.agcensus.usda.gov

2007 CENSUS OF AGRICULTURE

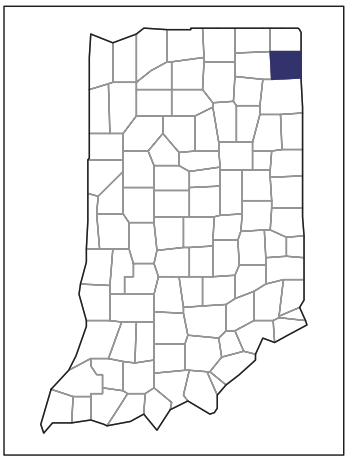

DeKalb County – Indiana

Farms with Asian Operators Compared with All Farms

Data are not available at this geographic level for farms with Asian operators.

United States Department of Agriculture
National Agricultural Statistics Service

www.agcensus.usda.gov

2007 CENSUS OF AGRICULTURE

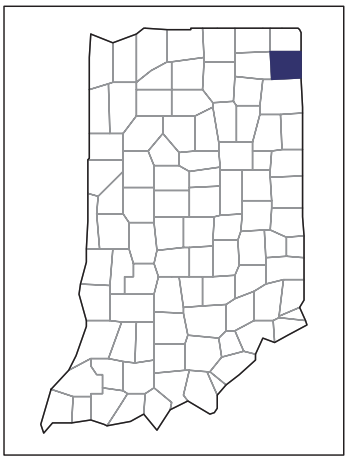

DeKalb County – Indiana

Farms with Black or African American Operators Compared with All Farms

Data are not available at this geographic level for farms with Black or African American operators.

United States Department of Agriculture
National Agricultural Statistics Service

www.agcensus.usda.gov

2007 CENSUS OF AGRICULTURE

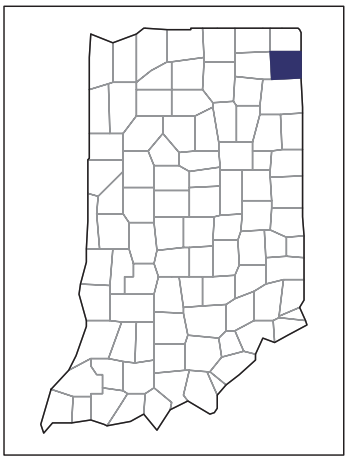

DeKalb County – Indiana

Farms with Native Hawaiian or Other Pacific Islander Operators Compared with All Farms

Data are not available at this geographic level for farms with Native Hawaiian or Other Pacific Islander operators.

United States Department of Agriculture
National Agricultural Statistics Service

www.agcensus.usda.gov

2007 CENSUS OF AGRICULTURE

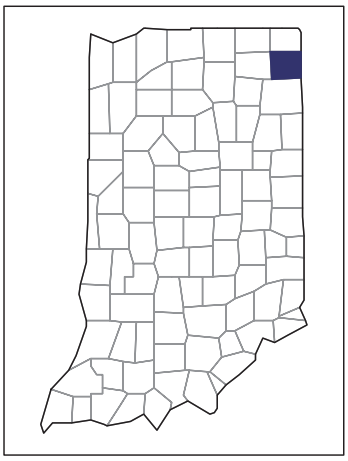

DeKalb County – Indiana

Farms with White Operators Compared with All Farms

Data are not available at this geographic level for farms with White operators.

United States Department of Agriculture
National Agricultural Statistics Service

www.agcensus.usda.gov