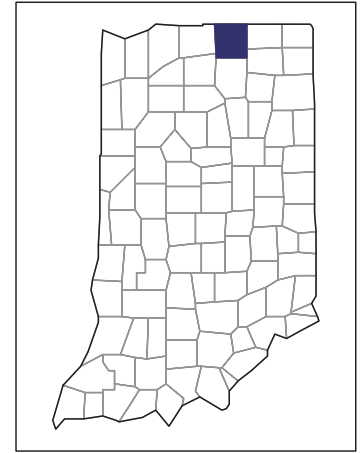


2007 CENSUS OF AGRICULTURE



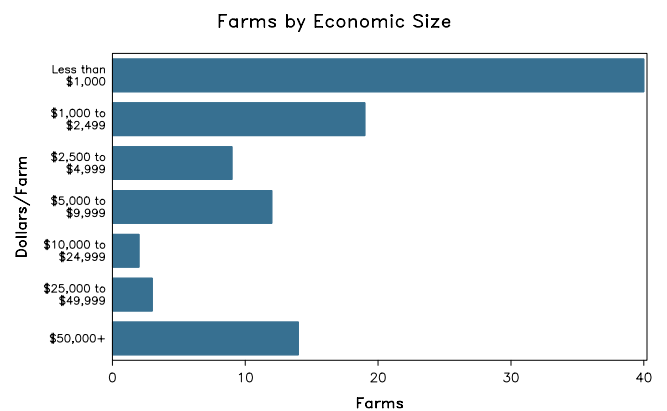
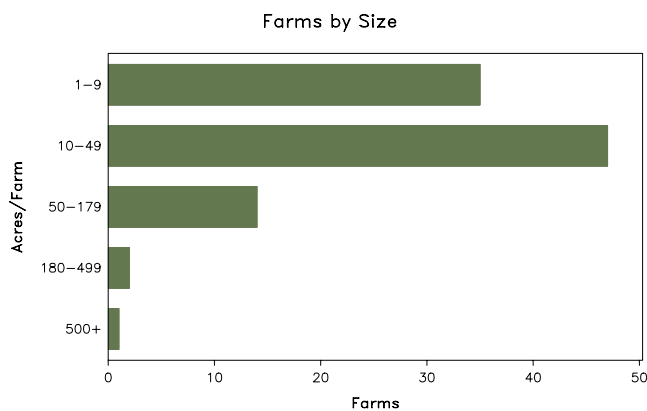
Elkhart County – Indiana

Farms with Women Principal Operators Compared with All Farms

	Women Principal Operators	All Farms
Number of Farms	99	1,617
Land in Farms	3,798 acres	163,295 acres
Average Size of Farm	38 acres	101 acres
Market Value of Products Sold	\$4,981,000	\$205,755,000
Crop Sales	\$1,009,000	\$53,765,000
Livestock Sales	\$3,971,000	\$151,990,000
Average Per Farm	\$50,309	\$127,245
Government Payments	\$59,000	\$1,909,000
Average Per Farm Receiving Payments	\$3,709	\$4,482

See footnotes on reverse page.

Farms with Women Principal Operators



2007 CENSUS OF AGRICULTURE

Elkhart County – Indiana Farms with Women Principal Operators

Selected Highlights

Item	Farms	Quantity
MARKET VALUE OF AGRICULTURAL PRODUCTS SOLD (\$1,000)		
Total value of agricultural products sold	99	4,981
Value of crops including nursery and greenhouse	28	1,009
Value of livestock, poultry, and their products	45	3,971
VALUE OF SALES BY COMMODITY GROUP (\$1,000)		
Grains, oilseeds, dry beans, and dry peas	16	767
Tobacco	-	-
Cotton and cottonseed	-	-
Vegetables, melons, potatoes and sweet potatoes	1	(D)
Fruits, tree nuts, and berries	-	-
Nursery, greenhouse, floriculture, and sod	4	179
Cut Christmas trees and short rotation woody crops	-	-
Other crops and hay	10	(D)
Poultry and eggs	11	(D)
Cattle and calves	8	73
Milk and other dairy products from cows	5	603
Hogs and pigs	1	(D)
Sheep, goats, and their products	14	(D)
Horses, ponies, mules, burros, and donkeys	17	75
Aquaculture	-	-
Other animals and other animal products	5	-
TOP CROP ITEMS (acres)		
Corn for grain	12	880
Soybeans for beans	9	871
Forage - land used for all hay and haylage, grass silage, and greenchop	27	613
Corn for silage or greenchop	6	184
Wheat for grain, all	2	(D)
TOP LIVESTOCK INVENTORY ITEMS (number)		
Ducks	3	(D)
Broilers and other meat-type chickens	7	(D)
Cattle and calves	18	482
Horses and ponies	61	462
Goats, all	13	257

Operator Characteristics

Item	Quantity
Primary occupation:	
Farming	38
Other	61
Days worked off farm:	
None	30
Any	69
Years on present farm:	
2 years or less	9
3 to 4 years	2
5 to 9 years	12
10 years or more	76
Age group:	
Under 45 years	29
45 to 64 years	51
65 years and over	19
Average age of principal operator (years)	53.8

Economic Characteristics

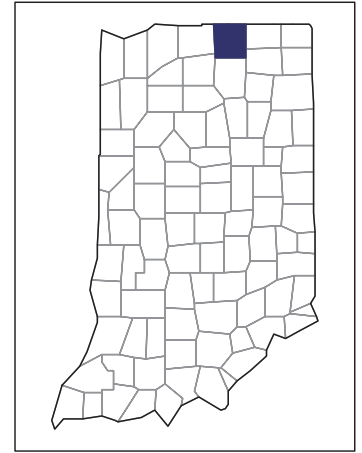
Item	Quantity
Farms by value of sales:	
Less than \$1,000	47
\$1,000 to \$2,499	13
\$2,500 to \$4,999	8
\$5,000 to \$9,999	12
\$10,000 to \$49,999	5
\$50,000 to \$99,999	3
\$100,000 to \$249,999	6
\$250,000 to \$499,999	3
\$500,000 or more	2
Total farm production expenses (\$1,000)	4,642
Average per farm (\$)	46,886
Net cash farm income of operation (\$1,000)	578
Average per farm (\$)	5,837
Value of agricultural products sold directly to individuals for human consumption (\$1,000)	(D)
Total organic product sales (\$1,000)	-
Total income from farm-related sources, gross before taxes and expenses (\$1,000)	180

See "Census of Agriculture, Volume 1, Geographic Area Series" for complete footnotes, explanations, definitions, and methodology.
(D) Cannot be disclosed. (Z) Less than half of the unit shown.

2007 CENSUS *OF* **AGRICULTURE**

Elkhart County – Indiana

Farms with Spanish, Hispanic, or Latino Operators Compared with All Farms



Data are not available at this geographic level for farms with Spanish, Hispanic, or Latino operators.



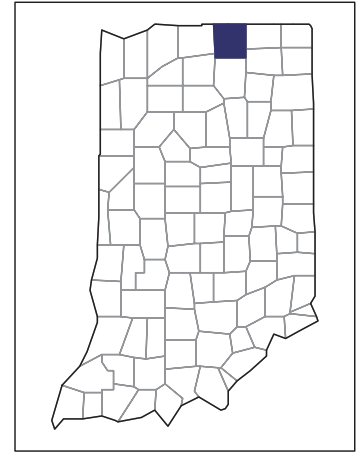
United States Department of Agriculture
National Agricultural Statistics Service

www.agcensus.usda.gov

2007 CENSUS OF AGRICULTURE

Elkhart County – Indiana

Farms with American Indian or Alaska Native Operators Compared with All Farms



Data are not available at this geographic level for farms with American Indian or Alaska Native operators.



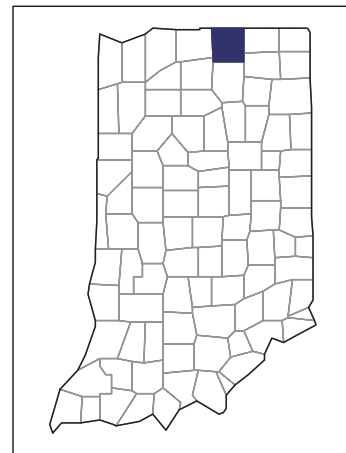
United States Department of Agriculture
National Agricultural Statistics Service

www.agcensus.usda.gov

2007 CENSUS *OF* AGRICULTURE

Elkhart County – Indiana

**Farms with Asian Operators
Compared with All Farms**



Data are not available at this geographic level for farms with Asian operators.



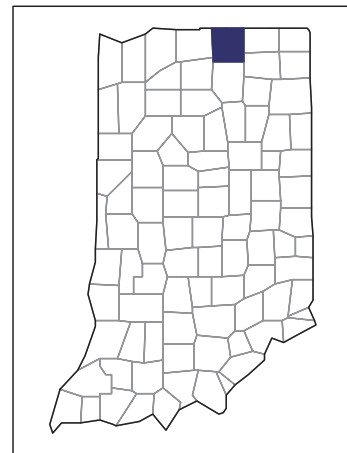
United States Department of Agriculture
National Agricultural Statistics Service

www.agcensus.usda.gov

2007 CENSUS OF AGRICULTURE

Elkhart County – Indiana

Farms with Black or African American Operators Compared with All Farms



Data are not available at this geographic level for farms with Black or African American operators.



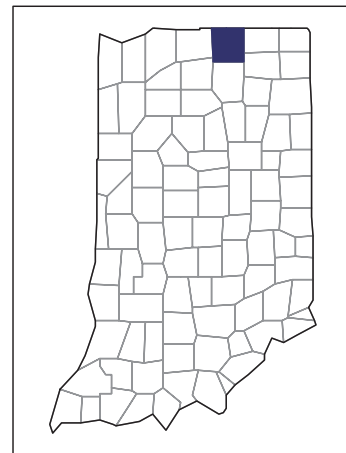
United States Department of Agriculture
National Agricultural Statistics Service

www.agcensus.usda.gov

2007 CENSUS OF AGRICULTURE

Elkhart County – Indiana

Farms with Native Hawaiian or Other Pacific Islander Operators Compared with All Farms



Data are not available at this geographic level for farms with Native Hawaiian or Other Pacific Islander operators.



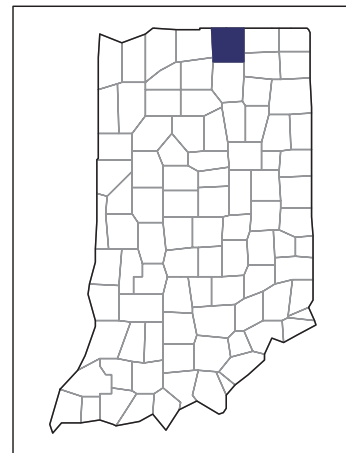
United States Department of Agriculture
National Agricultural Statistics Service

www.agcensus.usda.gov

2007 CENSUS *OF* AGRICULTURE

Elkhart County – Indiana

**Farms with White Operators
Compared with All Farms**



Data are not available at this geographic level for farms with White operators.



United States Department of Agriculture
National Agricultural Statistics Service

www.agcensus.usda.gov

