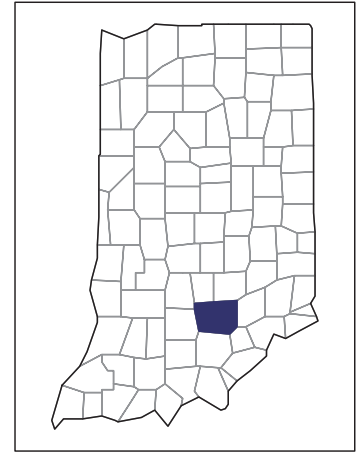


2007 CENSUS OF AGRICULTURE



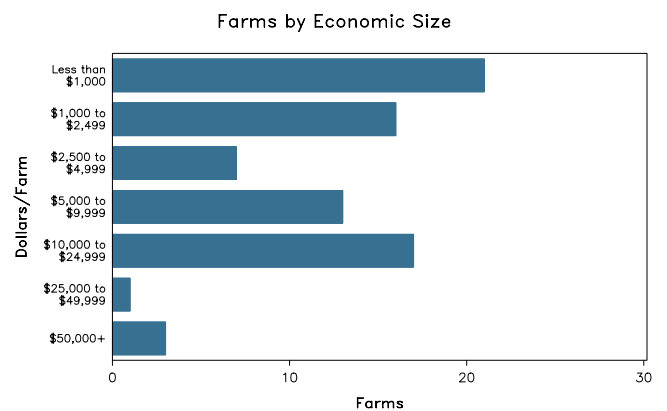
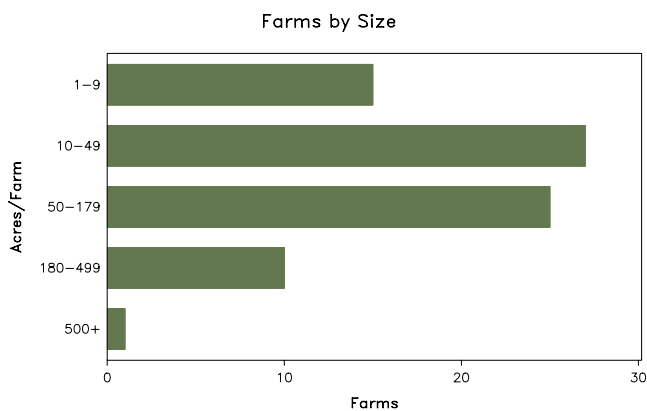
Jackson County – Indiana

Farms with Women Principal Operators Compared with All Farms

	Women Principal Operators	All Farms
Number of Farms	78	827
Land in Farms	7,078 acres	209,293 acres
Average Size of Farm	91 acres	253 acres
Market Value of Products Sold	(D)	\$196,943,000
Crop Sales	(D)	\$49,509,000
Livestock Sales	(D)	\$147,434,000
Average Per Farm	(D)	\$238,141
Government Payments	\$214,000	\$3,979,000
Average Per Farm Receiving Payments	\$4,648	\$7,381

See footnotes on reverse page.

Farms with Women Principal Operators



2007 CENSUS OF AGRICULTURE

Jackson County – Indiana Farms with Women Principal Operators

Selected Highlights

Item	Farms	Quantity
MARKET VALUE OF AGRICULTURAL PRODUCTS SOLD (\$1,000)		
Total value of agricultural products sold	78	(D)
Value of crops including nursery and greenhouse	27	(D)
Value of livestock, poultry, and their products	26	(D)
VALUE OF SALES BY COMMODITY GROUP (\$1,000)		
Grains, oilseeds, dry beans, and dry peas	21	(D)
Tobacco	-	-
Cotton and cottonseed	-	-
Vegetables, melons, potatoes and sweet potatoes	-	-
Fruits, tree nuts, and berries	-	-
Nursery, greenhouse, floriculture, and sod	-	-
Cut Christmas trees and short rotation woody crops	-	-
Other crops and hay	7	(D)
Poultry and eggs	4	(D)
Cattle and calves	16	64
Milk and other dairy products from cows	-	-
Hogs and pigs	5	2
Sheep, goats, and their products	4	4
Horses, ponies, mules, burros, and donkeys	7	17
Aquaculture	-	-
Other animals and other animal products	-	-
TOP CROP ITEMS (acres)		
Soybeans for beans	15	522
Corn for grain	12	433
Forage - land used for all hay and haylage, grass silage, and greenchop	15	342
Corn for silage or greenchop	1	(D)
TOP LIVESTOCK INVENTORY ITEMS (number)		
Pullets for laying flock replacement	2	(D)
Cattle and calves	20	317
Horses and ponies	19	117
Sheep and lambs	2	(D)
Goats, all	5	48

Operator Characteristics

Item	Quantity
Primary occupation:	
Farming	18
Other	60
Days worked off farm:	
None	31
Any	47
Years on present farm:	
2 years or less	13
3 to 4 years	4
5 to 9 years	11
10 years or more	50
Age group:	
Under 45 years	12
45 to 64 years	38
65 years and over	28
Average age of principal operator (years)	59.2

Economic Characteristics

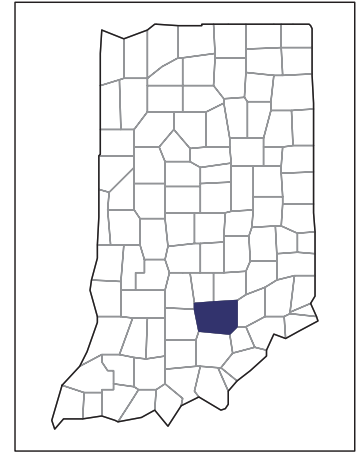
Item	Quantity
Farms by value of sales:	
Less than \$1,000	39
\$1,000 to \$2,499	11
\$2,500 to \$4,999	4
\$5,000 to \$9,999	13
\$10,000 to \$49,999	8
\$50,000 to \$99,999	2
\$100,000 to \$249,999	-
\$250,000 to \$499,999	-
\$500,000 or more	1
Total farm production expenses (\$1,000)	(D)
Average per farm (\$)	(D)
Net cash farm income of operation (\$1,000)	(D)
Average per farm (\$)	(D)
Value of agricultural products sold directly to individuals for human consumption (\$1,000)	(D)
Total organic product sales (\$1,000)	-
Total income from farm-related sources, gross before taxes and expenses (\$1,000)	57

See "Census of Agriculture, Volume 1, Geographic Area Series" for complete footnotes, explanations, definitions, and methodology.
(D) Cannot be disclosed. (Z) Less than half of the unit shown.

2007 CENSUS *OF* **AGRICULTURE**

Jackson County – Indiana

Farms with Spanish, Hispanic, or Latino Operators Compared with All Farms



Data are not available at this geographic level for farms with Spanish, Hispanic, or Latino operators.



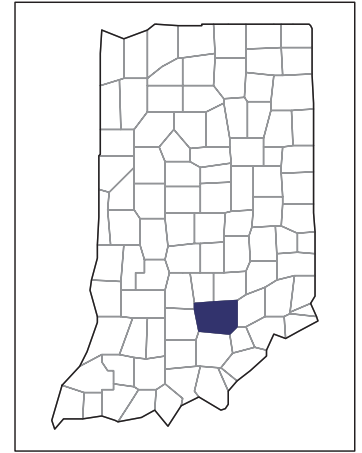
United States Department of Agriculture
National Agricultural Statistics Service

www.agcensus.usda.gov

2007 CENSUS *OF* **AGRICULTURE**

Jackson County – Indiana

Farms with American Indian or Alaska Native Operators Compared with All Farms



Data are not available at this geographic level for farms with American Indian or Alaska Native operators.



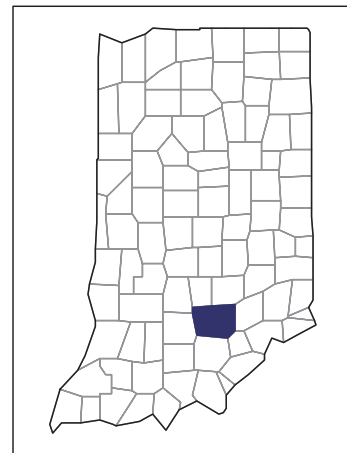
United States Department of Agriculture
National Agricultural Statistics Service

www.agcensus.usda.gov

2007 CENSUS *OF* **AGRICULTURE**

Jackson County – Indiana

**Farms with Asian Operators
Compared with All Farms**



Data are not available at this geographic level for farms with Asian operators.



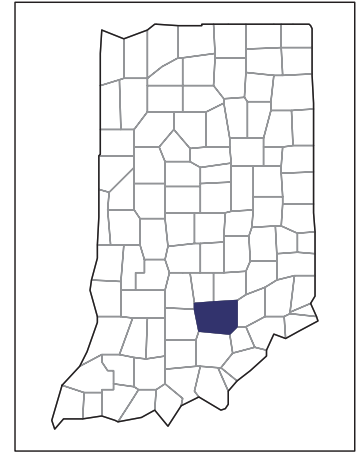
United States Department of Agriculture
National Agricultural Statistics Service

www.agcensus.usda.gov

2007 CENSUS *OF* **AGRICULTURE**

Jackson County – Indiana

**Farms with Black or African American
Operators Compared with All Farms**



Data are not available at this geographic level for farms with Black or African American operators.



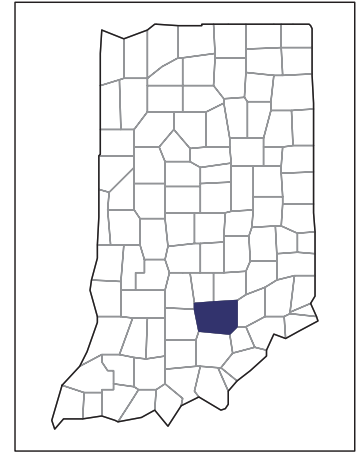
United States Department of Agriculture
National Agricultural Statistics Service

www.agcensus.usda.gov

2007 CENSUS *OF* **AGRICULTURE**

Jackson County – Indiana

Farms with Native Hawaiian or Other Pacific Islander Operators Compared with All Farms



Data are not available at this geographic level for farms with Native Hawaiian or Other Pacific Islander operators.



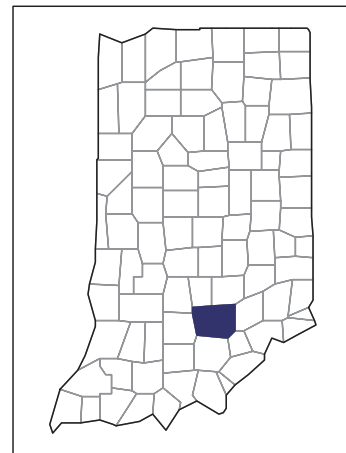
United States Department of Agriculture
National Agricultural Statistics Service

www.agcensus.usda.gov

2007 CENSUS *OF* **AGRICULTURE**

Jackson County – Indiana

**Farms with White Operators
Compared with All Farms**



Data are not available at this geographic level for farms with White operators.



United States Department of Agriculture
National Agricultural Statistics Service

www.agcensus.usda.gov

