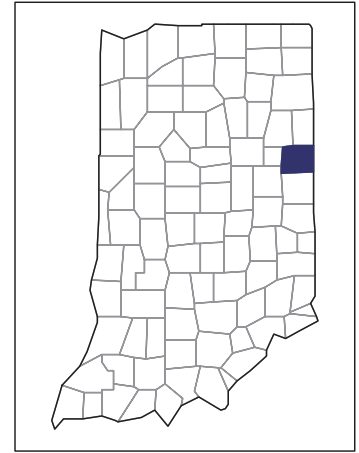


2007 CENSUS OF AGRICULTURE



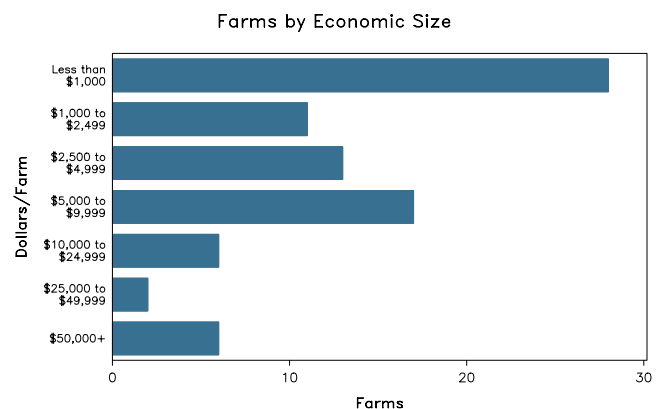
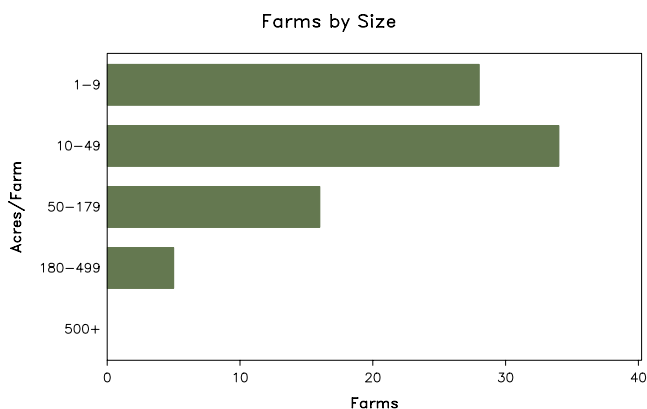
Jay County – Indiana

Farms with Women Principal Operators Compared with All Farms

	Women Principal Operators	All Farms
Number of Farms	83	881
Land in Farms	4,055 acres	197,225 acres
Average Size of Farm	49 acres	224 acres
Market Value of Products Sold	\$2,837,000	\$178,664,000
Crop Sales	\$541,000	\$64,026,000
Livestock Sales	\$2,296,000	\$114,638,000
Average Per Farm	\$34,185	\$202,797
Government Payments	\$138,000	\$4,112,000
Average Per Farm Receiving Payments	\$2,715	\$6,497

See footnotes on reverse page.

Farms with Women Principal Operators



2007 CENSUS OF AGRICULTURE

Jay County – Indiana Farms with Women Principal Operators

Selected Highlights

Item	Farms	Quantity
MARKET VALUE OF AGRICULTURAL PRODUCTS SOLD (\$1,000)		
Total value of agricultural products sold	83	2,837
Value of crops including nursery and greenhouse	25	541
Value of livestock, poultry, and their products	27	2,296
VALUE OF SALES BY COMMODITY GROUP (\$1,000)		
Grains, oilseeds, dry beans, and dry peas	23	(D)
Tobacco	-	-
Cotton and cottonseed	-	-
Vegetables, melons, potatoes and sweet potatoes	-	-
Fruits, tree nuts, and berries	-	-
Nursery, greenhouse, floriculture, and sod	-	-
Cut Christmas trees and short rotation woody crops	-	-
Other crops and hay	4	(D)
Poultry and eggs	3	(D)
Cattle and calves	9	22
Milk and other dairy products from cows	6	(D)
Hogs and pigs	5	(D)
Sheep, goats, and their products	8	2
Horses, ponies, mules, burros, and donkeys	4	2
Aquaculture	-	-
Other animals and other animal products	1	(D)
TOP CROP ITEMS (acres)		
Soybeans for beans	15	885
Corn for grain	20	697
Wheat for grain, all	4	231
Forage - land used for all hay and haylage, grass silage, and greenchop	16	104
Corn for silage or greenchop	1	(D)
TOP LIVESTOCK INVENTORY ITEMS (number)		
Turkeys	1	(D)
Hogs and pigs	4	(D)
Cattle and calves	23	68
Horses and ponies	17	67
Sheep and lambs	8	61

Operator Characteristics

Item	Quantity
Primary occupation:	
Farming	24
Other	59
Days worked off farm:	
None	26
Any	57
Years on present farm:	
2 years or less	10
3 to 4 years	-
5 to 9 years	18
10 years or more	55
Age group:	
Under 45 years	29
45 to 64 years	18
65 years and over	36
Average age of principal operator (years)	59.2

Economic Characteristics

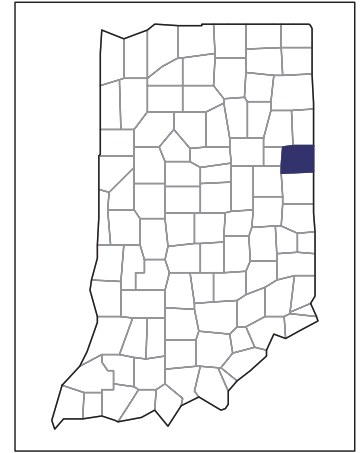
Item	Quantity
Farms by value of sales:	
Less than \$1,000	50
\$1,000 to \$2,499	8
\$2,500 to \$4,999	3
\$5,000 to \$9,999	9
\$10,000 to \$49,999	7
\$50,000 to \$99,999	2
\$100,000 to \$249,999	2
\$250,000 to \$499,999	-
\$500,000 or more	2
Total farm production expenses (\$1,000)	2,521
Average per farm (\$)	30,376
Net cash farm income of operation (\$1,000)	1,322
Average per farm (\$)	15,933
Value of agricultural products sold directly to individuals for human consumption (\$1,000)	2
Total organic product sales (\$1,000)	-
Total income from farm-related sources, gross before taxes and expenses (\$1,000)	868

See "Census of Agriculture, Volume 1, Geographic Area Series" for complete footnotes, explanations, definitions, and methodology.
(D) Cannot be disclosed. (Z) Less than half of the unit shown.

2007 CENSUS *OF* AGRICULTURE

Jay County – Indiana

Farms with Spanish, Hispanic, or Latino Operators Compared with All Farms



Data are not available at this geographic level for farms with Spanish, Hispanic, or Latino operators.



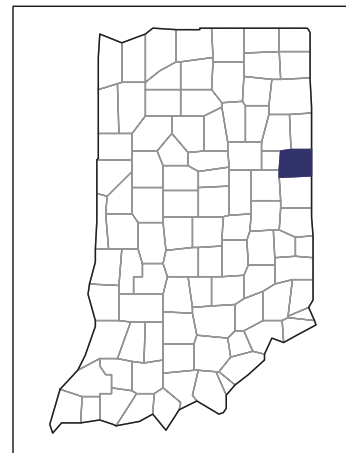
United States Department of Agriculture
National Agricultural Statistics Service

www.agcensus.usda.gov

2007 CENSUS OF AGRICULTURE

Jay County – Indiana

Farms with American Indian or Alaska Native Operators Compared with All Farms



Data are not available at this geographic level for farms with American Indian or Alaska Native operators.



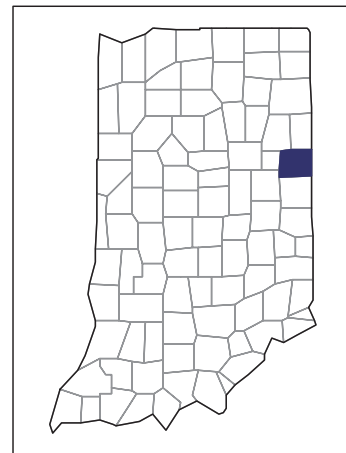
United States Department of Agriculture
National Agricultural Statistics Service

www.agcensus.usda.gov

2007 CENSUS *OF* AGRICULTURE

Jay County – Indiana

**Farms with Asian Operators
Compared with All Farms**



Data are not available at this geographic level for farms with Asian operators.



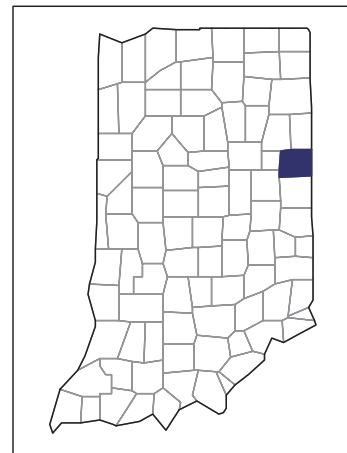
United States Department of Agriculture
National Agricultural Statistics Service

www.agcensus.usda.gov

2007 CENSUS *OF* **AGRICULTURE**

Jay County – Indiana

**Farms with Black or African American
Operators Compared with All Farms**



Data are not available at this geographic level for farms with Black or African American operators.



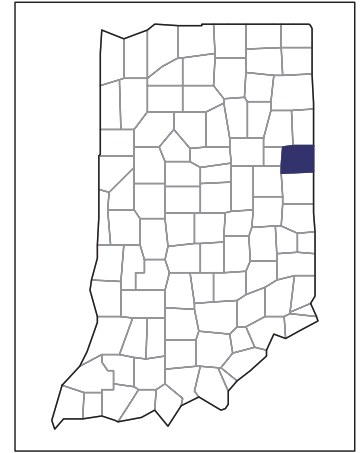
United States Department of Agriculture
National Agricultural Statistics Service

www.agcensus.usda.gov

2007 CENSUS *OF* AGRICULTURE

Jay County – Indiana

Farms with Native Hawaiian or Other Pacific Islander Operators Compared with All Farms



Data are not available at this geographic level for farms with Native Hawaiian or Other Pacific Islander operators.



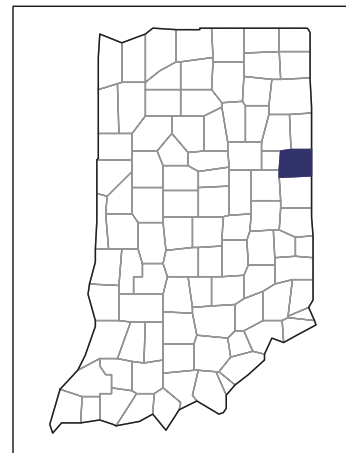
United States Department of Agriculture
National Agricultural Statistics Service

www.agcensus.usda.gov

2007 CENSUS *OF* AGRICULTURE

Jay County – Indiana

**Farms with White Operators
Compared with All Farms**



Data are not available at this geographic level for farms with White operators.



United States Department of Agriculture
National Agricultural Statistics Service

www.agcensus.usda.gov

