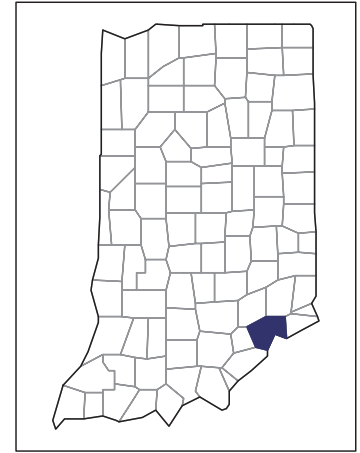


2007 CENSUS OF AGRICULTURE



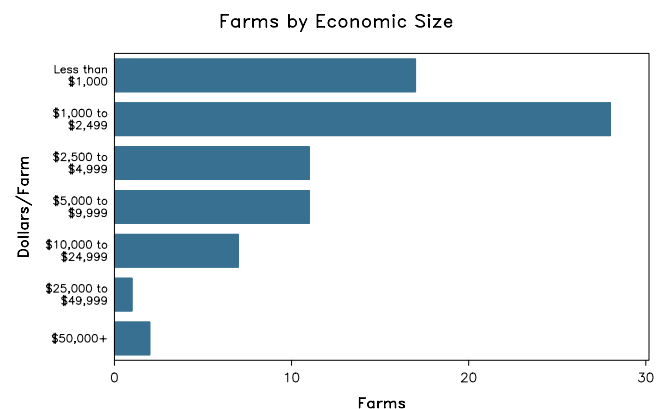
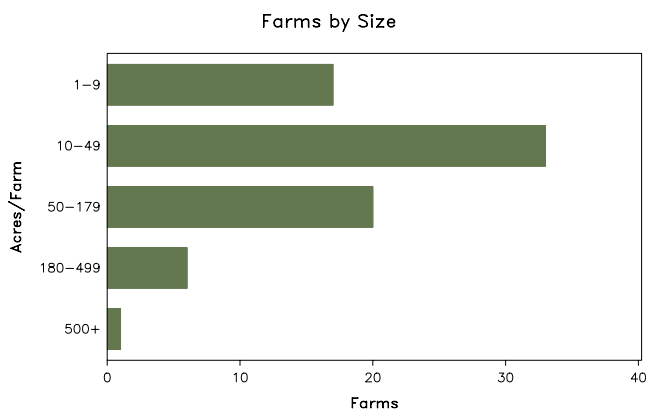
Jefferson County – Indiana

Farms with Women Principal Operators Compared with All Farms

	Women Principal Operators	All Farms
Number of Farms	77	694
Land in Farms	6,005 acres	102,514 acres
Average Size of Farm	78 acres	148 acres
Market Value of Products Sold	\$1,326,000	\$27,012,000
Crop Sales	\$729,000	\$17,753,000
Livestock Sales	\$597,000	\$9,259,000
Average Per Farm	\$17,223	\$38,922
Government Payments	\$81,000	\$1,270,000
Average Per Farm Receiving Payments	\$1,934	\$3,825

See footnotes on reverse page.

Farms with Women Principal Operators



2007 CENSUS OF AGRICULTURE

Jefferson County – Indiana Farms with Women Principal Operators

Selected Highlights

Item	Farms	Quantity
MARKET VALUE OF AGRICULTURAL PRODUCTS SOLD (\$1,000)		
Total value of agricultural products sold	77	1,326
Value of crops including nursery and greenhouse	35	729
Value of livestock, poultry, and their products	33	597
VALUE OF SALES BY COMMODITY GROUP (\$1,000)		
Grains, oilseeds, dry beans, and dry peas	6	(D)
Tobacco	4	(D)
Cotton and cottonseed	-	-
Vegetables, melons, potatoes and sweet potatoes	6	20
Fruits, tree nuts, and berries	3	(D)
Nursery, greenhouse, floriculture, and sod	-	-
Cut Christmas trees and short rotation woody crops	2	(D)
Other crops and hay	18	(D)
Poultry and eggs	4	3
Cattle and calves	19	(D)
Milk and other dairy products from cows	-	-
Hogs and pigs	3	2
Sheep, goats, and their products	7	17
Horses, ponies, mules, burros, and donkeys	8	(D)
Aquaculture	-	-
Other animals and other animal products	4	2
TOP CROP ITEMS (acres)		
Soybeans for beans	6	(D)
Corn for grain	2	(D)
Forage - land used for all hay and haylage, grass silage, and greenchop	28	586
Wheat for grain, all	1	(D)
Cut Christmas trees	2	(D)
TOP LIVESTOCK INVENTORY ITEMS (number)		
Horses and ponies	20	457
Cattle and calves	22	351
Rabbits and their pelts	4	206
Sheep and lambs	5	120
Layers	6	89

Operator Characteristics

Item	Quantity
Primary occupation:	
Farming	22
Other	55
Days worked off farm:	
None	28
Any	49
Years on present farm:	
2 years or less	9
3 to 4 years	6
5 to 9 years	12
10 years or more	50
Age group:	
Under 45 years	24
45 to 64 years	38
65 years and over	15
Average age of principal operator (years)	53.7

Economic Characteristics

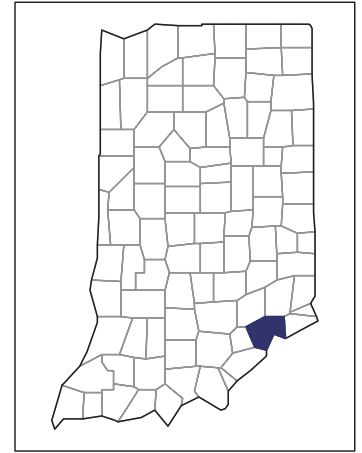
Item	Quantity
Farms by value of sales:	
Less than \$1,000	36
\$1,000 to \$2,499	11
\$2,500 to \$4,999	11
\$5,000 to \$9,999	9
\$10,000 to \$49,999	8
\$50,000 to \$99,999	-
\$100,000 to \$249,999	-
\$250,000 to \$499,999	1
\$500,000 or more	1
Total farm production expenses (\$1,000)	1,733
Average per farm (\$)	22,502
Net cash farm income of operation (\$1,000)	-35
Average per farm (\$)	-458
Value of agricultural products sold directly to individuals for human consumption (\$1,000)	7
Total organic product sales (\$1,000)	-
Total income from farm-related sources, gross before taxes and expenses (\$1,000)	290

See "Census of Agriculture, Volume 1, Geographic Area Series" for complete footnotes, explanations, definitions, and methodology.
(D) Cannot be disclosed. (Z) Less than half of the unit shown.

2007 CENSUS *OF* **AGRICULTURE**

Jefferson County – Indiana

Farms with Spanish, Hispanic, or Latino Operators Compared with All Farms



Data are not available at this geographic level for farms with Spanish, Hispanic, or Latino operators.



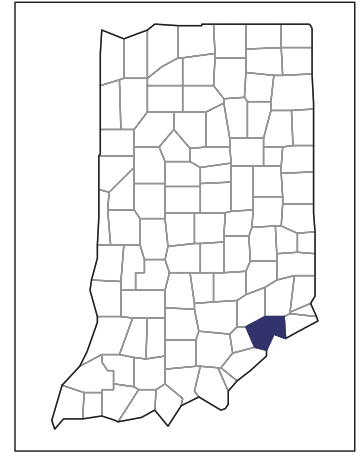
United States Department of Agriculture
National Agricultural Statistics Service

www.agcensus.usda.gov

2007 CENSUS *OF* AGRICULTURE

Jefferson County – Indiana

**Farms with American Indian or Alaska
Native Operators Compared with All
Farms**



Data are not available at this geographic level for farms with American Indian or Alaska Native operators.



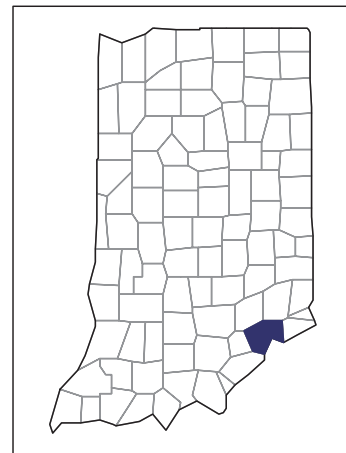
United States Department of Agriculture
National Agricultural Statistics Service

www.agcensus.usda.gov

2007 CENSUS *OF* AGRICULTURE

Jefferson County – Indiana

**Farms with Asian Operators
Compared with All Farms**



Data are not available at this geographic level for farms with Asian operators.



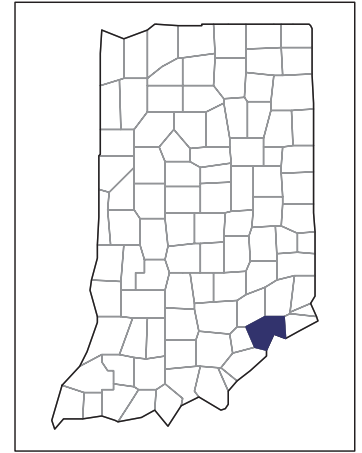
United States Department of Agriculture
National Agricultural Statistics Service

www.agcensus.usda.gov

2007 CENSUS *OF* **AGRICULTURE**

Jefferson County – Indiana

**Farms with Black or African American
Operators Compared with All Farms**



Data are not available at this geographic level for farms with Black or African American operators.



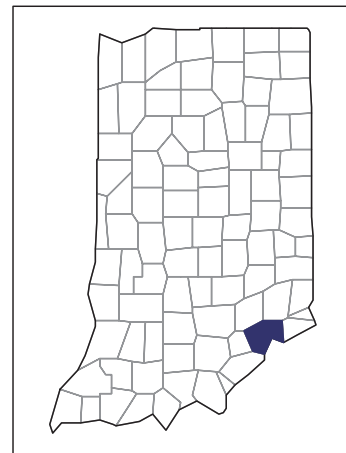
United States Department of Agriculture
National Agricultural Statistics Service

www.agcensus.usda.gov

2007 CENSUS *OF* **AGRICULTURE**

Jefferson County – Indiana

Farms with Native Hawaiian or Other Pacific Islander Operators Compared with All Farms



Data are not available at this geographic level for farms with Native Hawaiian or Other Pacific Islander operators.



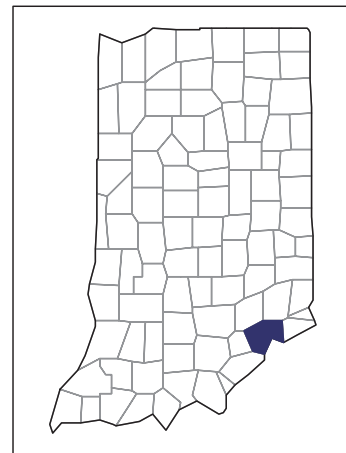
United States Department of Agriculture
National Agricultural Statistics Service

www.agcensus.usda.gov

2007 CENSUS *OF* **AGRICULTURE**

Jefferson County – Indiana

**Farms with White Operators
Compared with All Farms**



Data are not available at this geographic level for farms with White operators.



United States Department of Agriculture
National Agricultural Statistics Service

www.agcensus.usda.gov

