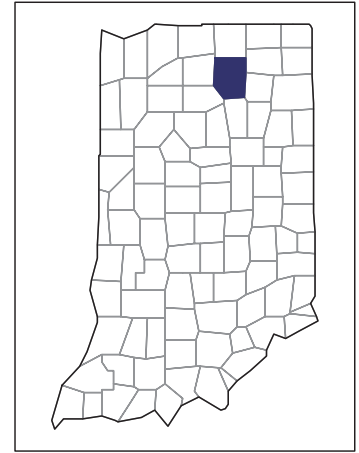


2007 CENSUS OF AGRICULTURE



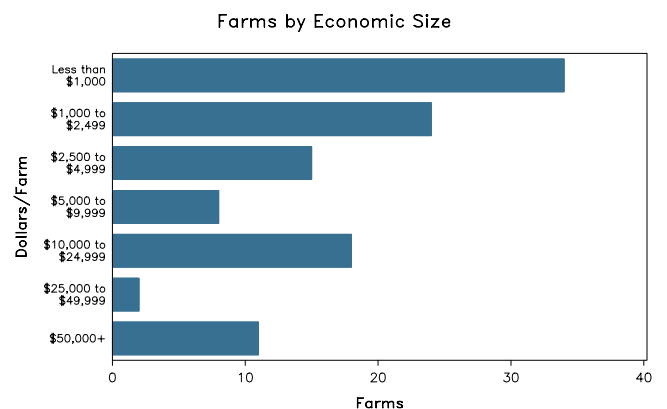
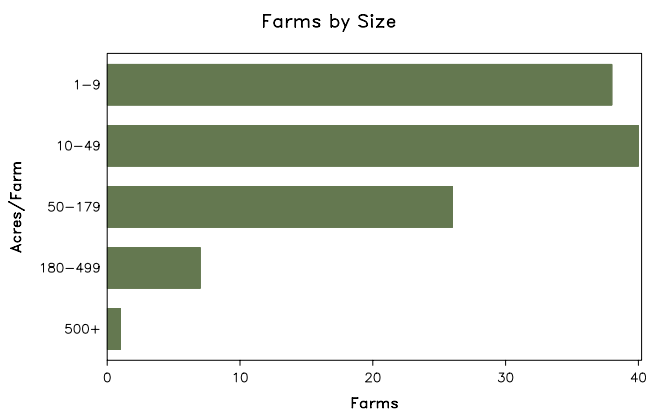
Kosciusko County – Indiana

Farms with Women Principal Operators Compared with All Farms

	Women Principal Operators	All Farms
Number of Farms	112	1,235
Land in Farms	6,062 acres	251,340 acres
Average Size of Farm	54 acres	204 acres
Market Value of Products Sold	\$3,226,000	\$196,147,000
Crop Sales	\$1,646,000	\$86,170,000
Livestock Sales	\$1,580,000	\$109,977,000
Average Per Farm	\$28,801	\$158,823
Government Payments	\$210,000	\$4,684,000
Average Per Farm Receiving Payments	\$3,755	\$6,848

See footnotes on reverse page.

Farms with Women Principal Operators



2007 CENSUS OF AGRICULTURE

Kosciusko County – Indiana Farms with Women Principal Operators

Selected Highlights

Item	Farms	Quantity
MARKET VALUE OF AGRICULTURAL PRODUCTS SOLD (\$1,000)		
Total value of agricultural products sold	112	3,226
Value of crops including nursery and greenhouse	39	1,646
Value of livestock, poultry, and their products	33	1,580
VALUE OF SALES BY COMMODITY GROUP (\$1,000)		
Grains, oilseeds, dry beans, and dry peas	27	1,073
Tobacco	-	-
Cotton and cottonseed	-	-
Vegetables, melons, potatoes and sweet potatoes	-	-
Fruits, tree nuts, and berries	5	(D)
Nursery, greenhouse, floriculture, and sod	4	(D)
Cut Christmas trees and short rotation woody crops	-	-
Other crops and hay	10	48
Poultry and eggs	8	(D)
Cattle and calves	17	(D)
Milk and other dairy products from cows	1	(D)
Hogs and pigs	2	(D)
Sheep, goats, and their products	8	5
Horses, ponies, mules, burros, and donkeys	11	24
Aquaculture	-	-
Other animals and other animal products	7	4
TOP CROP ITEMS (acres)		
Corn for grain	21	1,473
Soybeans for beans	11	867
Forage - land used for all hay and haylage, grass silage, and greenchop	24	453
Corn for silage or greenchop	3	(D)
Wheat for grain, all	2	(D)
TOP LIVESTOCK INVENTORY ITEMS (number)		
Layers	14	(D)
Cattle and calves	14	1,730
Hogs and pigs	2	(D)
Horses and ponies	43	385
Goats, all	20	147

Operator Characteristics

Item	Quantity
Primary occupation:	
Farming	24
Other	88
Days worked off farm:	
None	48
Any	64
Years on present farm:	
2 years or less	4
3 to 4 years	11
5 to 9 years	16
10 years or more	81
Age group:	
Under 45 years	30
45 to 64 years	45
65 years and over	37
Average age of principal operator (years)	56.3

Economic Characteristics

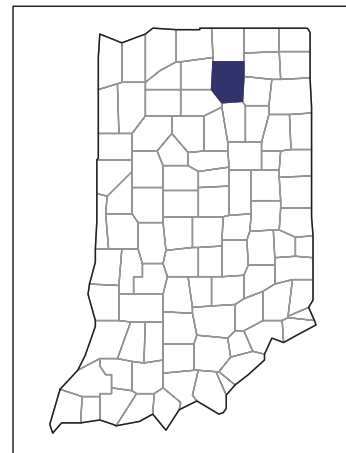
Item	Quantity
Farms by value of sales:	
Less than \$1,000	59
\$1,000 to \$2,499	11
\$2,500 to \$4,999	6
\$5,000 to \$9,999	7
\$10,000 to \$49,999	18
\$50,000 to \$99,999	3
\$100,000 to \$249,999	4
\$250,000 to \$499,999	3
\$500,000 or more	1
Total farm production expenses (\$1,000)	3,416
Average per farm (\$)	30,496
Net cash farm income of operation (\$1,000)	157
Average per farm (\$)	1,400
Value of agricultural products sold directly to individuals for human consumption (\$1,000)	17
Total organic product sales (\$1,000)	(D)
Total income from farm-related sources, gross before taxes and expenses (\$1,000)	136

See "Census of Agriculture, Volume 1, Geographic Area Series" for complete footnotes, explanations, definitions, and methodology.
(D) Cannot be disclosed. (Z) Less than half of the unit shown.

2007 CENSUS *OF* AGRICULTURE

Kosciusko County – Indiana

Farms with Spanish, Hispanic, or Latino Operators Compared with All Farms



Data are not available at this geographic level for farms with Spanish, Hispanic, or Latino operators.



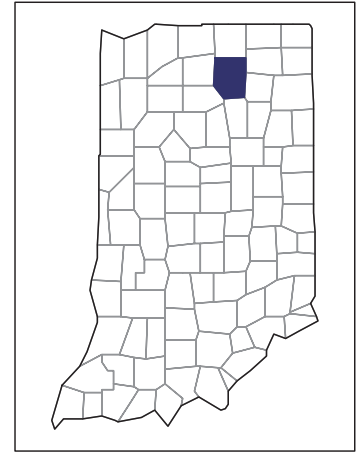
United States Department of Agriculture
National Agricultural Statistics Service

www.agcensus.usda.gov

2007 CENSUS *OF* AGRICULTURE

Kosciusko County – Indiana

Farms with American Indian or Alaska Native Operators Compared with All Farms



Data are not available at this geographic level for farms with American Indian or Alaska Native operators.



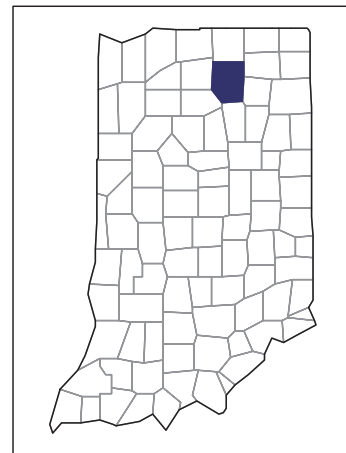
United States Department of Agriculture
National Agricultural Statistics Service

www.agcensus.usda.gov

2007 CENSUS *OF* **AGRICULTURE**

Kosciusko County – Indiana

**Farms with Asian Operators
Compared with All Farms**



Data are not available at this geographic level for farms with Asian operators.



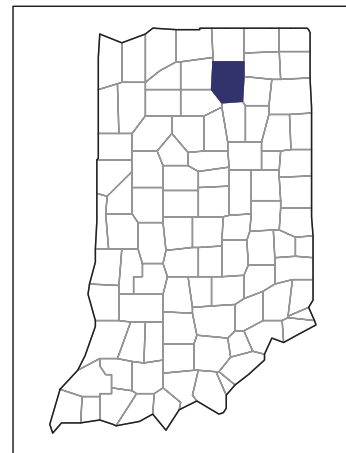
United States Department of Agriculture
National Agricultural Statistics Service

www.agcensus.usda.gov

2007 CENSUS *OF* AGRICULTURE

Kosciusko County – Indiana

Farms with Black or African American Operators Compared with All Farms



Data are not available at this geographic level for farms with Black or African American operators.



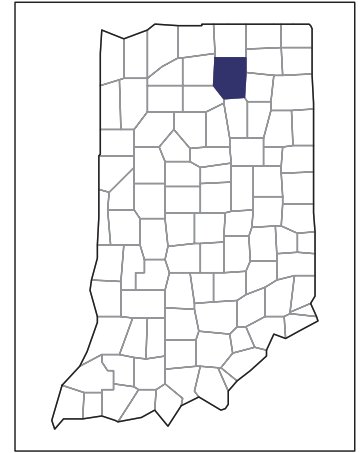
United States Department of Agriculture
National Agricultural Statistics Service

www.agcensus.usda.gov

2007 CENSUS *OF* AGRICULTURE

Kosciusko County – Indiana

Farms with Native Hawaiian or Other Pacific Islander Operators Compared with All Farms



Data are not available at this geographic level for farms with Native Hawaiian or Other Pacific Islander operators.



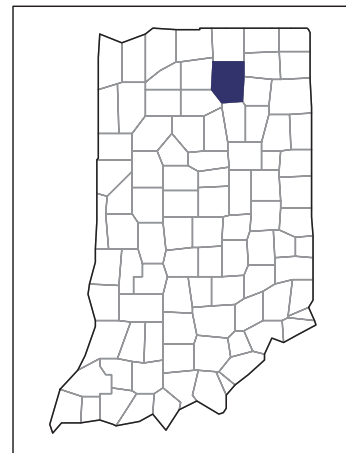
United States Department of Agriculture
National Agricultural Statistics Service

www.agcensus.usda.gov

2007 CENSUS *OF* **AGRICULTURE**

Kosciusko County – Indiana

**Farms with White Operators
Compared with All Farms**



Data are not available at this geographic level for farms with White operators.



United States Department of Agriculture
National Agricultural Statistics Service

www.agcensus.usda.gov

