2007 CENSUS OF AGRICULTURE

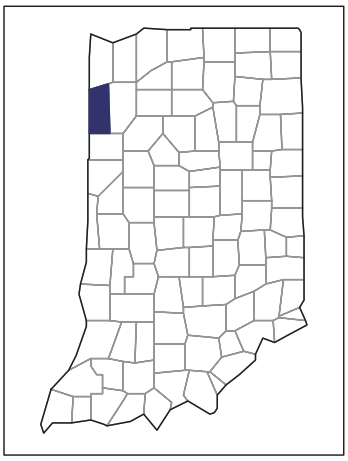

Newton County – Indiana

Farms with Women Principal Operators Compared with All Farms

	Women Principal Operators	All Farms
Number of Farms	35	434
Land in Farms	13,083 acres	190,432 acres
Average Size of Farm	374 acres	439 acres
Market Value of Products Sold	$5,036,000	$193,370,000
Crop Sales	(D)	$80,613,000
Livestock Sales	(D)	$112,757,000
Average Per Farm	$143,879	$445,553
Government Payments	$228,000	$3,540,000
Average Per Farm Receiving Payments	$7,858	$10,202

See footnotes on reverse page.

Farms with Women Principal Operators

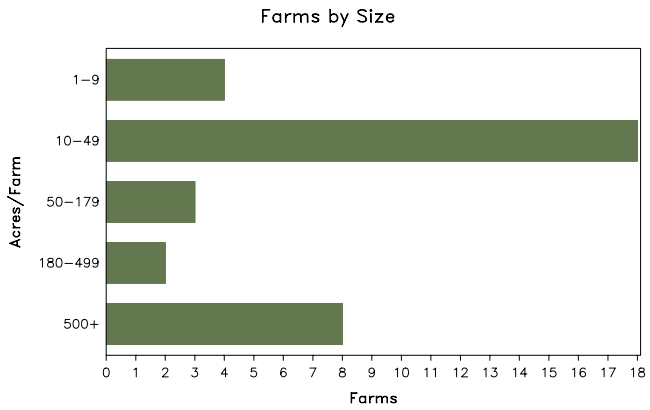

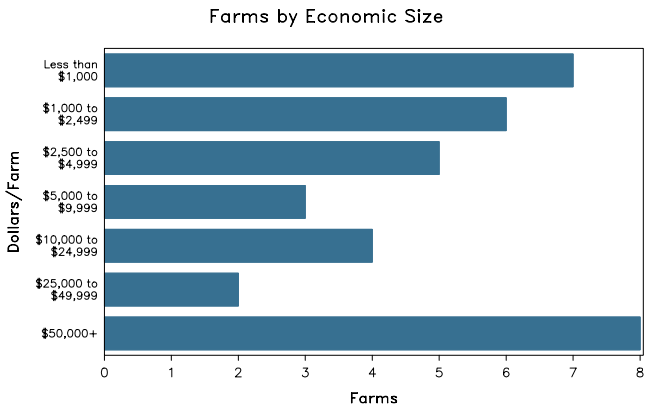

2007 CENSUS OF AGRICULTURE

Newton County – Indiana
Farms with Women Principal Operators

Selected Highlights

Item	Farms	Quantity
MARKET VALUE OF AGRICULTURAL PRODUCTS SOLD ($1,000)		
Total value of agricultural products sold	35	5,036
Value of crops including nursery and greenhouse	13	(D)
Value of livestock, poultry, and their products	7	(D)
VALUE OF SALES BY COMMODITY GROUP ($1,000)		
Grains, oilseeds, dry beans, and dry peas	13	(D)
Tobacco	-	-
Cotton and cottonseed	-	-
Vegetables, melons, potatoes and sweet potatoes	-	-
Fruits, tree nuts, and berries	-	-
Nursery, greenhouse, floriculture, and sod	-	-
Cut Christmas trees and short rotation woody crops	-	-
Other crops and hay	-	-
Poultry and eggs	3	(D)
Cattle and calves	6	62
Milk and other dairy products from cows	1	(D)
Hogs and pigs	-	-
Sheep, goats, and their products	-	-
Horses, ponies, mules, burros, and donkeys	-	-
Aquaculture	-	-
Other animals and other animal products	1	(D)
TOP CROP ITEMS (acres)		
Corn for grain	10	7,074
Soybeans for beans	7	3,872
Forage - land used for all hay and haylage, grass silage, and greenchop	3	(D)
Corn for silage or greenchop	1	(D)
TOP LIVESTOCK INVENTORY ITEMS (number)		
Cattle and calves	6	256
Layers	3	210
Ducks	3	(D)
Horses and ponies	8	42
Geese	3	39

Operator Characteristics

Item	Quantity
Primary occupation:	
Farming	12
Other	23
Days worked off farm:	
None	21
Any	14
Years on present farm:	
2 years or less	-
3 to 4 years	2
5 to 9 years	9
10 years or more	24
Age group:	
Under 45 years	3
45 to 64 years	14
65 years and over	18
Average age of principal operator (years)	63.9

Economic Characteristics

Item	Quantity
Farms by value of sales:	
Less than $1,000	19
$1,000 to $2,499	1
$2,500 to $4,999	-
$5,000 to $9,999	1
$10,000 to $49,999	6
$50,000 to $99,999	1
$100,000 to $249,999	-
$250,000 to $499,999	4
$500,000 or more	3
Total farm production expenses ($1,000)	2,634
Average per farm ($)	75,260
Net cash farm income of operation ($1,000)	3,380
Average per farm ($)	96,562
Value of agricultural products sold directly to individuals for human consumption ($1,000)	-
Total organic product sales ($1,000)	-
Total income from farm-related sources, gross before taxes and expenses ($1,000)	750

See "Census of Agriculture, Volume 1, Geographic Area Series" for complete footnotes, explanations, definitions, and methodology.
(D) Cannot be disclosed. (Z) Less than half of the unit shown.

2007 CENSUS OF AGRICULTURE

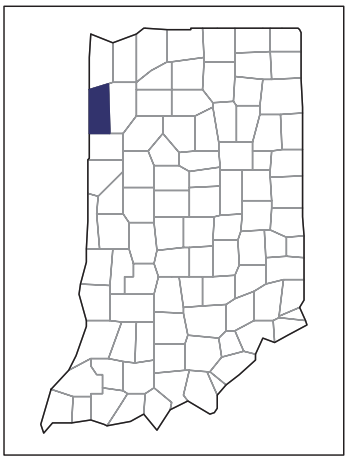

Newton County – Indiana

Farms with Spanish, Hispanic, or Latino Operators Compared with All Farms

Data are not available at this geographic level for farms with Spanish, Hispanic, or Latino operators.

United States Department of Agriculture
National Agricultural Statistics Service

www.agcensus.usda.gov

2007 CENSUS OF AGRICULTURE

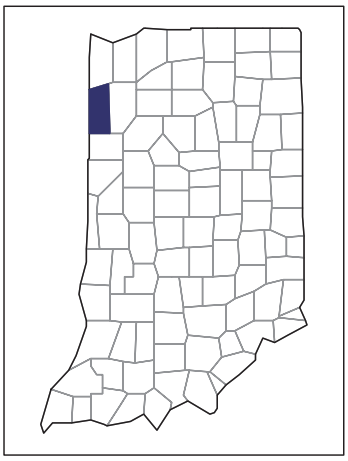

Newton County – Indiana

Farms with American Indian or Alaska Native Operators Compared with All Farms

Data are not available at this geographic level for farms with American Indian or Alaska Native operators.

United States Department of Agriculture
National Agricultural Statistics Service

www.agcensus.usda.gov

2007 CENSUS OF AGRICULTURE

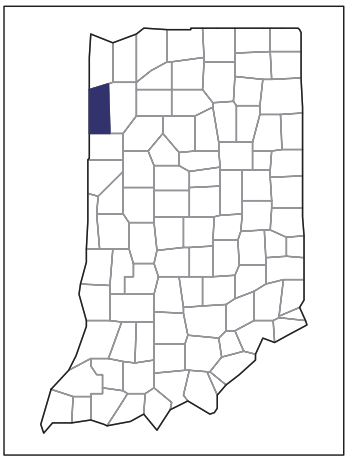

Newton County – Indiana

Farms with Asian Operators Compared with All Farms

Data are not available at this geographic level for farms with Asian operators.

United States Department of Agriculture
National Agricultural Statistics Service

www.agcensus.usda.gov

2007 CENSUS OF AGRICULTURE

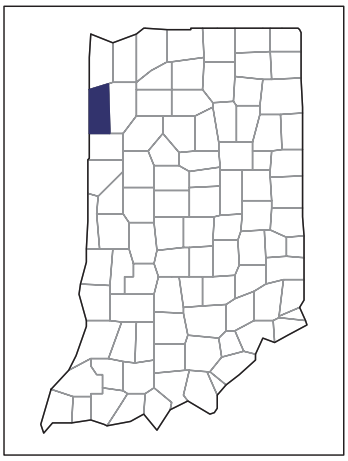

Newton County – Indiana

Farms with Black or African American Operators Compared with All Farms

Data are not available at this geographic level for farms with Black or African American operators.

United States Department of Agriculture
National Agricultural Statistics Service

www.agcensus.usda.gov

2007 CENSUS OF AGRICULTURE

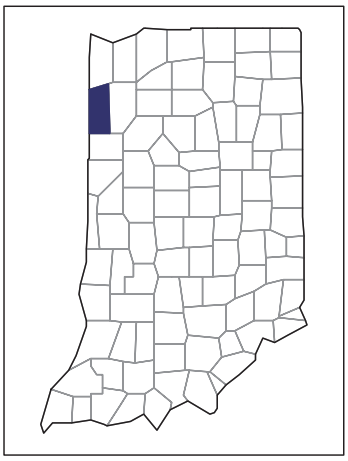

Newton County – Indiana

Farms with Native Hawaiian or Other Pacific Islander Operators Compared with All Farms

Data are not available at this geographic level for farms with Native Hawaiian or Other Pacific Islander operators.

United States Department of Agriculture
National Agricultural Statistics Service

www.agcensus.usda.gov

2007 CENSUS OF AGRICULTURE

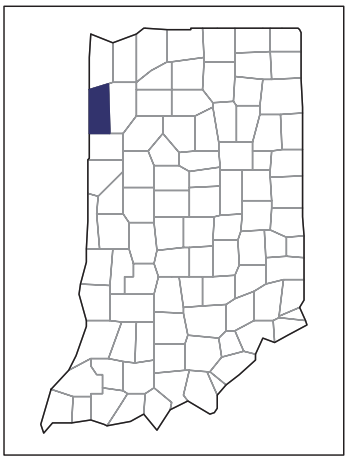

Newton County – Indiana

Farms with White Operators Compared with All Farms

Data are not available at this geographic level for farms with White operators.

United States Department of Agriculture
National Agricultural Statistics Service

www.agcensus.usda.gov