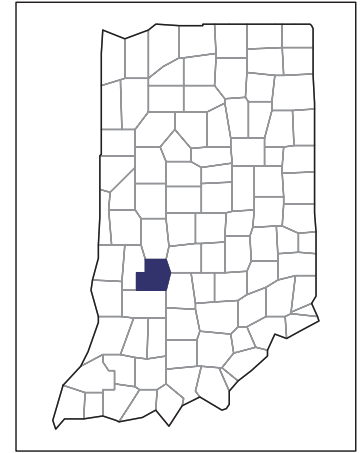


2007 CENSUS OF AGRICULTURE



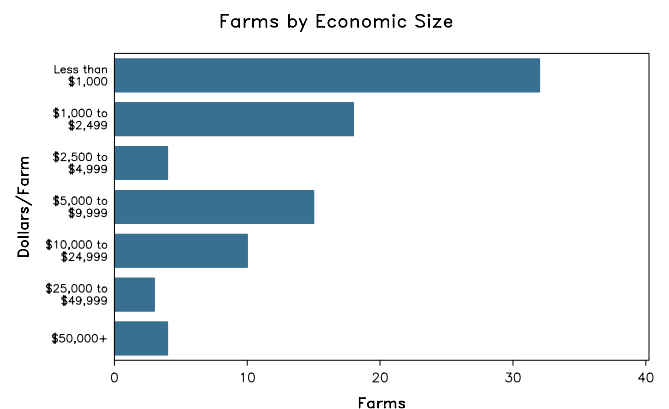
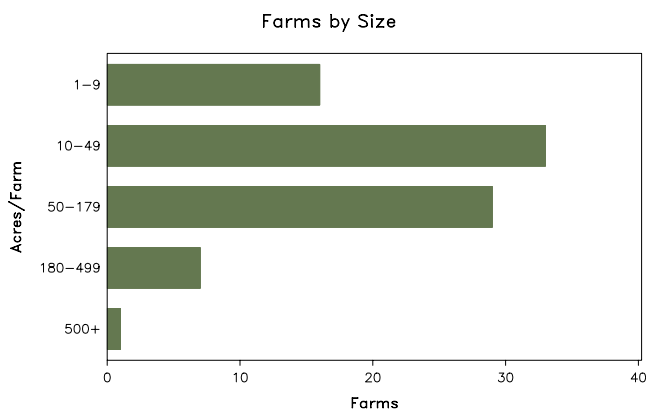
Owen County – Indiana

Farms with Women Principal Operators Compared with All Farms

	Women Principal Operators	All Farms
Number of Farms	86	570
Land in Farms	6,977 acres	87,813 acres
Average Size of Farm	81 acres	154 acres
Market Value of Products Sold	\$1,009,000	\$18,220,000
Crop Sales	\$617,000	\$14,899,000
Livestock Sales	\$392,000	\$3,321,000
Average Per Farm	\$11,727	\$31,965
Government Payments	\$88,000	\$982,000
Average Per Farm Receiving Payments	\$2,741	\$3,493

See footnotes on reverse page.

Farms with Women Principal Operators



2007 CENSUS OF AGRICULTURE

Owen County – Indiana Farms with Women Principal Operators

Selected Highlights

Item	Farms	Quantity
MARKET VALUE OF AGRICULTURAL PRODUCTS SOLD (\$1,000)		
Total value of agricultural products sold	86	1,009
Value of crops including nursery and greenhouse	31	617
Value of livestock, poultry, and their products	28	392
VALUE OF SALES BY COMMODITY GROUP (\$1,000)		
Grains, oilseeds, dry beans, and dry peas	10	410
Tobacco	-	-
Cotton and cottonseed	-	-
Vegetables, melons, potatoes and sweet potatoes	6	62
Fruits, tree nuts, and berries	1	(D)
Nursery, greenhouse, floriculture, and sod	5	(D)
Cut Christmas trees and short rotation woody crops	-	-
Other crops and hay	14	(D)
Poultry and eggs	9	8
Cattle and calves	14	(D)
Milk and other dairy products from cows	-	-
Hogs and pigs	3	(D)
Sheep, goats, and their products	4	(D)
Horses, ponies, mules, burros, and donkeys	4	(D)
Aquaculture	-	-
Other animals and other animal products	-	-
TOP CROP ITEMS (acres)		
Forage - land used for all hay and haylage, grass silage, and greenchop	27	805
Soybeans for beans	9	628
Corn for grain	4	531
Vegetables harvested for sale	6	9
Floriculture crops, total	4	(D)
TOP LIVESTOCK INVENTORY ITEMS (number)		
Hogs and pigs	2	(D)
Cattle and calves	29	476
Horses and ponies	21	226
Layers	9	214
Sheep and lambs	5	154

Operator Characteristics

Item	Quantity
Primary occupation:	
Farming	34
Other	52
Days worked off farm:	
None	37
Any	49
Years on present farm:	
2 years or less	2
3 to 4 years	9
5 to 9 years	17
10 years or more	58
Age group:	
Under 45 years	17
45 to 64 years	41
65 years and over	28
Average age of principal operator (years)	56.4

Economic Characteristics

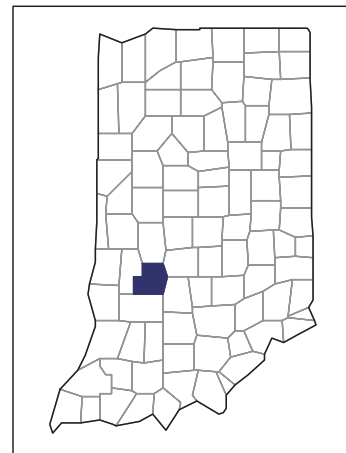
Item	Quantity
Farms by value of sales:	
Less than \$1,000	46
\$1,000 to \$2,499	10
\$2,500 to \$4,999	2
\$5,000 to \$9,999	12
\$10,000 to \$49,999	12
\$50,000 to \$99,999	2
\$100,000 to \$249,999	1
\$250,000 to \$499,999	1
\$500,000 or more	-
Total farm production expenses (\$1,000)	935
Average per farm (\$)	10,871
Net cash farm income of operation (\$1,000)	288
Average per farm (\$)	3,348
Value of agricultural products sold directly to individuals for human consumption (\$1,000)	19
Total organic product sales (\$1,000)	(D)
Total income from farm-related sources, gross before taxes and expenses (\$1,000)	127

See "Census of Agriculture, Volume 1, Geographic Area Series" for complete footnotes, explanations, definitions, and methodology.
(D) Cannot be disclosed. (Z) Less than half of the unit shown.

2007 CENSUS *OF* AGRICULTURE

Owen County – Indiana

Farms with Spanish, Hispanic, or Latino Operators Compared with All Farms



Data are not available at this geographic level for farms with Spanish, Hispanic, or Latino operators.



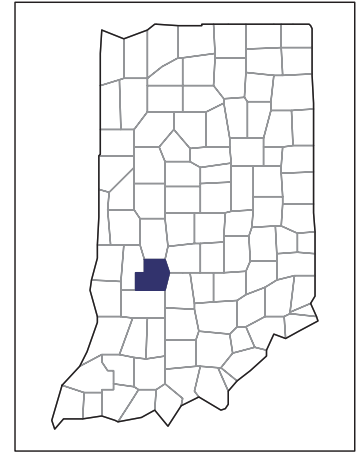
United States Department of Agriculture
National Agricultural Statistics Service

www.agcensus.usda.gov

2007 CENSUS *OF* AGRICULTURE

Owen County – Indiana

Farms with American Indian or Alaska
Native Operators Compared with All
Farms



Data are not available at this geographic level for farms with American Indian or Alaska Native operators.



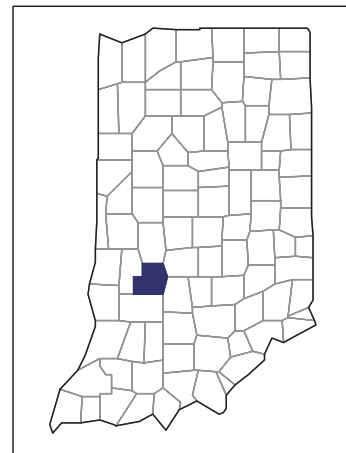
United States Department of Agriculture
National Agricultural Statistics Service

www.agcensus.usda.gov

2007 CENSUS *OF* **AGRICULTURE**

Owen County – Indiana

**Farms with Asian Operators
Compared with All Farms**



Data are not available at this geographic level for farms with Asian operators.



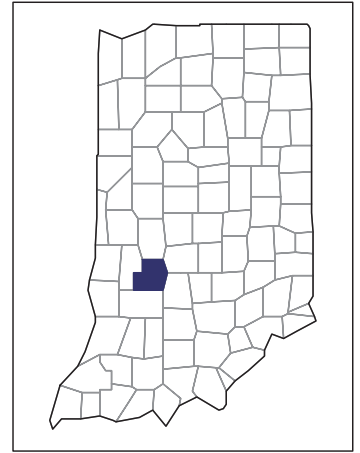
United States Department of Agriculture
National Agricultural Statistics Service

www.agcensus.usda.gov

2007 CENSUS *OF* **AGRICULTURE**

Owen County – Indiana

**Farms with Black or African American
Operators Compared with All Farms**



Data are not available at this geographic level for farms with Black or African American operators.



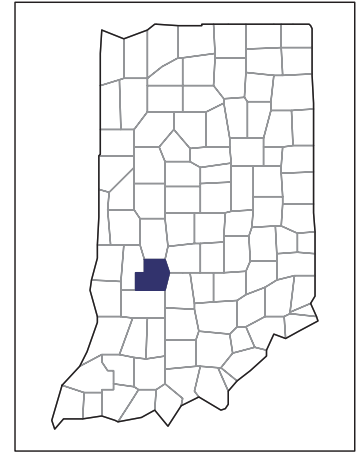
United States Department of Agriculture
National Agricultural Statistics Service

www.agcensus.usda.gov

2007 CENSUS *OF* **AGRICULTURE**

Owen County – Indiana

Farms with Native Hawaiian or Other Pacific Islander Operators Compared with All Farms



Data are not available at this geographic level for farms with Native Hawaiian or Other Pacific Islander operators.



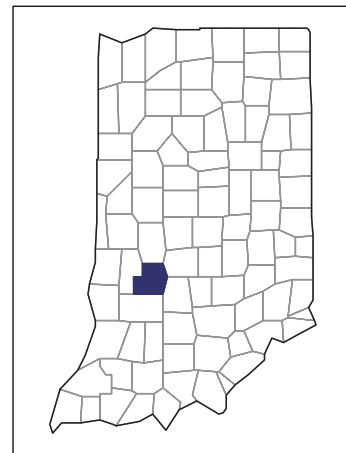
United States Department of Agriculture
National Agricultural Statistics Service

www.agcensus.usda.gov

2007 CENSUS *OF* **AGRICULTURE**

Owen County – Indiana

**Farms with White Operators
Compared with All Farms**



Data are not available at this geographic level for farms with White operators.



United States Department of Agriculture
National Agricultural Statistics Service

www.agcensus.usda.gov

