2007 CENSUS OF AGRICULTURE

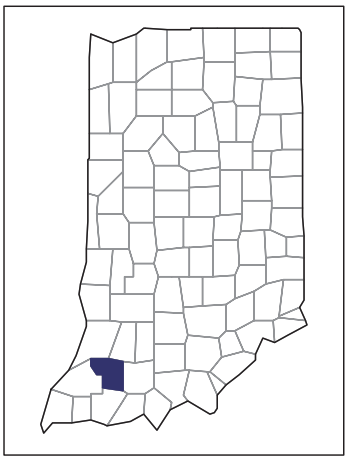

Pike County – Indiana

Farms with Women Principal Operators Compared with All Farms

	Women Principal Operators	All Farms
Number of Farms	38	334
Land in Farms	2,983 acres	73,612 acres
Average Size of Farm	79 acres	220 acres
Market Value of Products Sold	$1,629,000	$30,583,000
Crop Sales	(D)	$22,792,000
Livestock Sales	(D)	$7,791,000
Average Per Farm	$42,857	$91,567
Government Payments	$43,000	$1,221,000
Average Per Farm Receiving Payments	$1,712	$5,653

See footnotes on reverse page.

Farms with Women Principal Operators

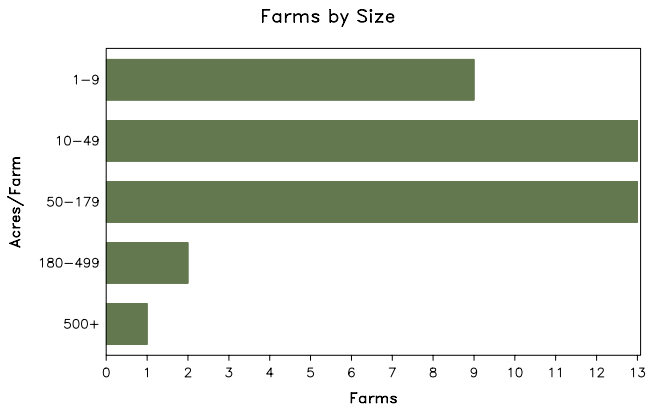

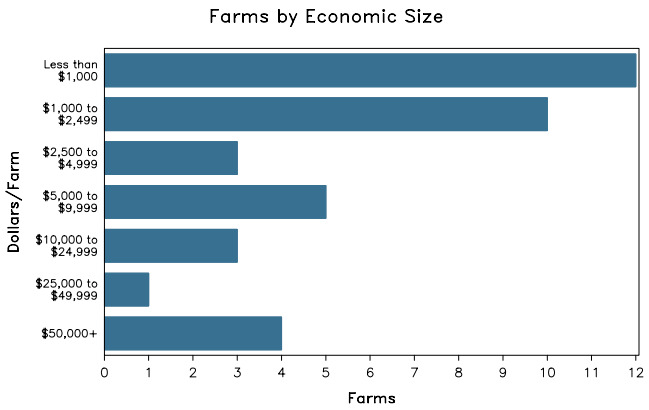

2007 CENSUS OF AGRICULTURE

Pike County – Indiana
Farms with Women Principal Operators

Selected Highlights

Item	Farms	Quantity
MARKET VALUE OF AGRICULTURAL PRODUCTS SOLD ($1,000)		
Total value of agricultural products sold	38	1,629
Value of crops including nursery and greenhouse	18	(D)
Value of livestock, poultry, and their products	12	(D)
VALUE OF SALES BY COMMODITY GROUP ($1,000)		
Grains, oilseeds, dry beans, and dry peas	9	(D)
Tobacco	-	-
Cotton and cottonseed	-	-
Vegetables, melons, potatoes and sweet potatoes	-	-
Fruits, tree nuts, and berries	-	-
Nursery, greenhouse, floriculture, and sod	1	(D)
Cut Christmas trees and short rotation woody crops	-	-
Other crops and hay	8	9
Poultry and eggs	3	(D)
Cattle and calves	3	(D)
Milk and other dairy products from cows	-	-
Hogs and pigs	-	-
Sheep, goats, and their products	5	(D)
Horses, ponies, mules, burros, and donkeys	2	(D)
Aquaculture	-	-
Other animals and other animal products	1	(D)
TOP CROP ITEMS (acres)		
Corn for grain	6	484
Soybeans for beans	6	358
Forage - land used for all hay and haylage, grass silage, and greenchop	9	209
Floriculture crops, total	1	(D)
TOP LIVESTOCK INVENTORY ITEMS (number)		
Cattle and calves	3	(D)
Goats, all	5	(D)
Rabbits and their pelts	3	39
Broilers and other meat-type chickens	3	36
Turkeys	3	27

Operator Characteristics

Item	Quantity
Primary occupation:	
Farming	14
Other	24
Days worked off farm:	
None	12
Any	26
Years on present farm:	
2 years or less	1
3 to 4 years	-
5 to 9 years	12
10 years or more	25
Age group:	
Under 45 years	4
45 to 64 years	16
65 years and over	18
Average age of principal operator (years)	61.9

Economic Characteristics

Item	Quantity
Farms by value of sales:	
Less than $1,000	23
$1,000 to $2,499	2
$2,500 to $4,999	2
$5,000 to $9,999	4
$10,000 to $49,999	3
$50,000 to $99,999	1
$100,000 to $249,999	1
$250,000 to $499,999	1
$500,000 or more	1
Total farm production expenses ($1,000)	1,218
Average per farm ($)	32,058
Net cash farm income of operation ($1,000)	560
Average per farm ($)	14,740
Value of agricultural products sold directly to individuals for human consumption ($1,000)	-
Total organic product sales ($1,000)	-
Total income from farm-related sources, gross before taxes and expenses ($1,000)	107

See "Census of Agriculture, Volume 1, Geographic Area Series" for complete footnotes, explanations, definitions, and methodology.
(D) Cannot be disclosed. (Z) Less than half of the unit shown.

2007 CENSUS OF AGRICULTURE

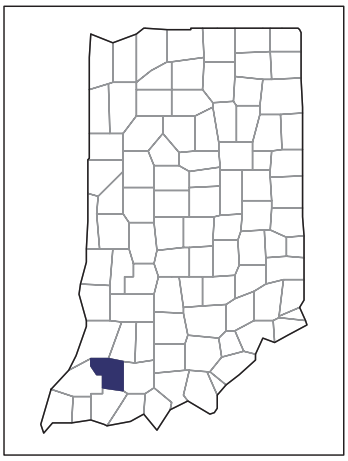

Pike County – Indiana

Farms with Spanish, Hispanic, or Latino Operators Compared with All Farms

Data are not available at this geographic level for farms with Spanish, Hispanic, or Latino operators.

United States Department of Agriculture
National Agricultural Statistics Service

www.agcensus.usda.gov

2007 CENSUS OF AGRICULTURE

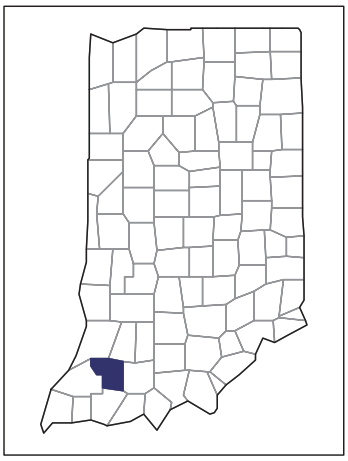

Pike County – Indiana

Farms with American Indian or Alaska Native Operators Compared with All Farms

Data are not available at this geographic level for farms with American Indian or Alaska Native operators.

United States Department of Agriculture
National Agricultural Statistics Service

www.agcensus.usda.gov

2007 CENSUS OF AGRICULTURE

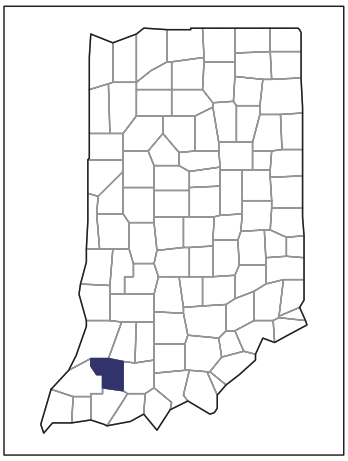

Pike County – Indiana

Farms with Asian Operators Compared with All Farms

Data are not available at this geographic level for farms with Asian operators.

United States Department of Agriculture
National Agricultural Statistics Service

www.agcensus.usda.gov

2007 CENSUS OF AGRICULTURE

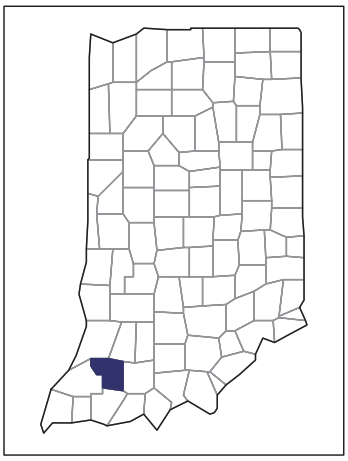

Pike County – Indiana

Farms with Black or African American Operators Compared with All Farms

Data are not available at this geographic level for farms with Black or African American operators.

United States Department of Agriculture
National Agricultural Statistics Service

www.agcensus.usda.gov

2007 CENSUS OF AGRICULTURE

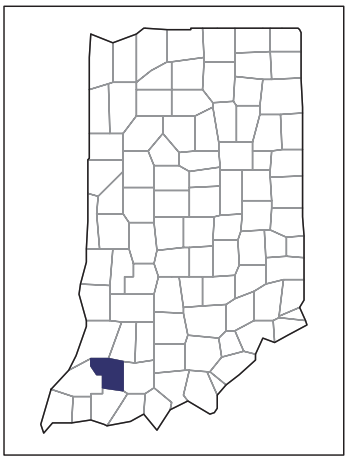

Pike County – Indiana

Farms with Native Hawaiian or Other Pacific Islander Operators Compared with All Farms

Data are not available at this geographic level for farms with Native Hawaiian or Other Pacific Islander operators.

United States Department of Agriculture
National Agricultural Statistics Service

www.agcensus.usda.gov

2007 CENSUS OF AGRICULTURE

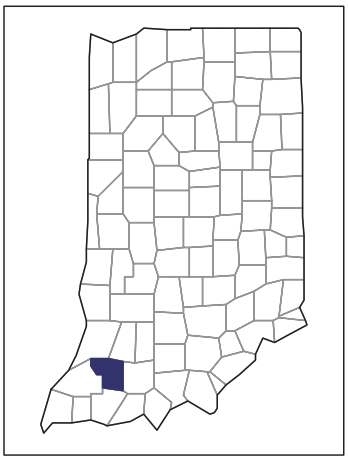

Pike County – Indiana

Farms with White Operators Compared with All Farms

Data are not available at this geographic level for farms with White operators.

United States Department of Agriculture
National Agricultural Statistics Service

www.agcensus.usda.gov