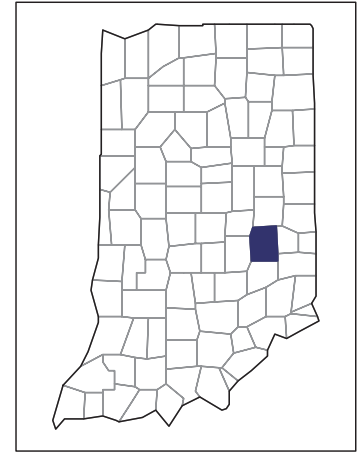


2007 CENSUS OF AGRICULTURE



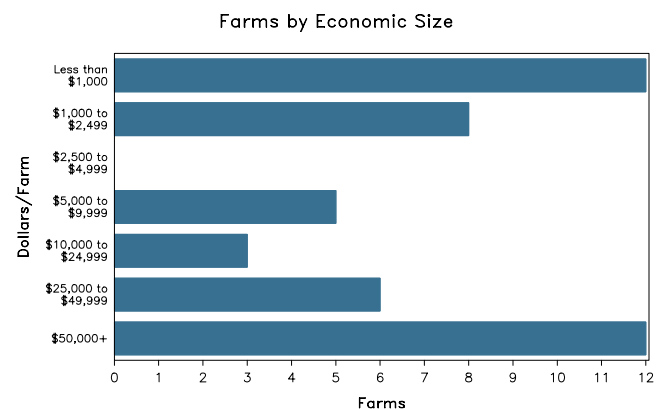
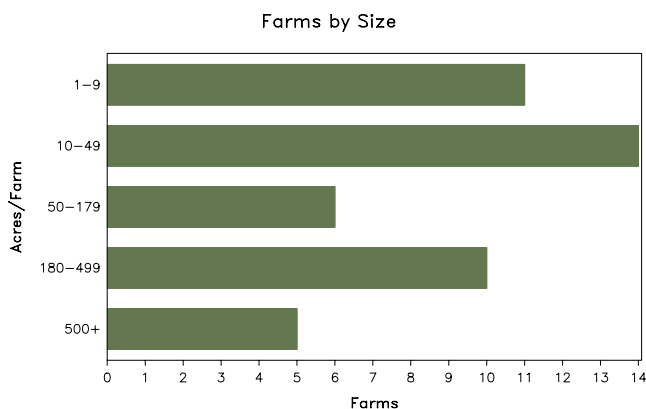
Rush County – Indiana

Farms with Women Principal Operators Compared with All Farms

	Women Principal Operators	All Farms
Number of Farms	46	607
Land in Farms	6,968 acres	216,890 acres
Average Size of Farm	151 acres	357 acres
Market Value of Products Sold	\$2,157,000	\$125,820,000
Crop Sales	\$2,049,000	\$78,492,000
Livestock Sales	\$108,000	\$47,328,000
Average Per Farm	\$46,892	\$207,281
Government Payments	\$129,000	\$4,265,000
Average Per Farm Receiving Payments	\$4,943	\$9,498

See footnotes on reverse page.

Farms with Women Principal Operators



2007 CENSUS OF AGRICULTURE

Rush County – Indiana Farms with Women Principal Operators

Selected Highlights

Item	Farms	Quantity
MARKET VALUE OF AGRICULTURAL PRODUCTS SOLD (\$1,000)		
Total value of agricultural products sold	46	2,157
Value of crops including nursery and greenhouse	26	2,049
Value of livestock, poultry, and their products	20	108
VALUE OF SALES BY COMMODITY GROUP (\$1,000)		
Grains, oilseeds, dry beans, and dry peas	26	(D)
Tobacco	-	-
Cotton and cottonseed	-	-
Vegetables, melons, potatoes and sweet potatoes	2	(D)
Fruits, tree nuts, and berries	-	-
Nursery, greenhouse, floriculture, and sod	-	-
Cut Christmas trees and short rotation woody crops	-	-
Other crops and hay	7	(D)
Poultry and eggs	2	(D)
Cattle and calves	12	86
Milk and other dairy products from cows	-	-
Hogs and pigs	1	(D)
Sheep, goats, and their products	9	20
Horses, ponies, mules, burros, and donkeys	1	(D)
Aquaculture	-	-
Other animals and other animal products	-	-
TOP CROP ITEMS (acres)		
Corn for grain	23	3,075
Soybeans for beans	22	2,540
Forage - land used for all hay and haylage, grass silage, and greenchop	11	283
Wheat for grain, all	3	95
Vegetables harvested for sale	2	(D)
TOP LIVESTOCK INVENTORY ITEMS (number)		
Cattle and calves	13	210
Goats, all	9	204
Sheep and lambs	3	88
Horses and ponies	11	53
Mules, burros, and donkeys	4	27

Operator Characteristics

Item	Quantity
Primary occupation:	
Farming	25
Other	21
Days worked off farm:	
None	18
Any	28
Years on present farm:	
2 years or less	7
3 to 4 years	3
5 to 9 years	4
10 years or more	32
Age group:	
Under 45 years	4
45 to 64 years	29
65 years and over	13
Average age of principal operator (years)	59.6

Economic Characteristics

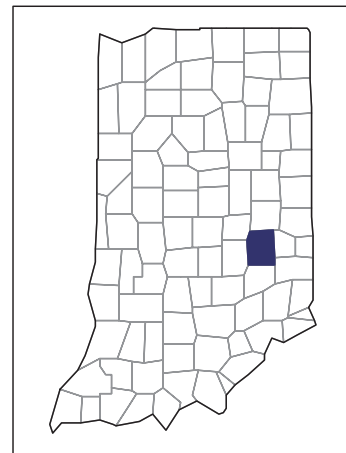
Item	Quantity
Farms by value of sales:	
Less than \$1,000	14
\$1,000 to \$2,499	6
\$2,500 to \$4,999	-
\$5,000 to \$9,999	6
\$10,000 to \$49,999	8
\$50,000 to \$99,999	5
\$100,000 to \$249,999	7
\$250,000 to \$499,999	-
\$500,000 or more	-
Total farm production expenses (\$1,000)	2,062
Average per farm (\$)	44,829
Net cash farm income of operation (\$1,000)	375
Average per farm (\$)	8,155
Value of agricultural products sold directly to individuals for human consumption (\$1,000)	-
Total organic product sales (\$1,000)	-
Total income from farm-related sources, gross before taxes and expenses (\$1,000)	152

See "Census of Agriculture, Volume 1, Geographic Area Series" for complete footnotes, explanations, definitions, and methodology.
(D) Cannot be disclosed. (Z) Less than half of the unit shown.

2007 CENSUS *OF* AGRICULTURE

Rush County – Indiana

Farms with Spanish, Hispanic, or Latino Operators Compared with All Farms



Data are not available at this geographic level for farms with Spanish, Hispanic, or Latino operators.



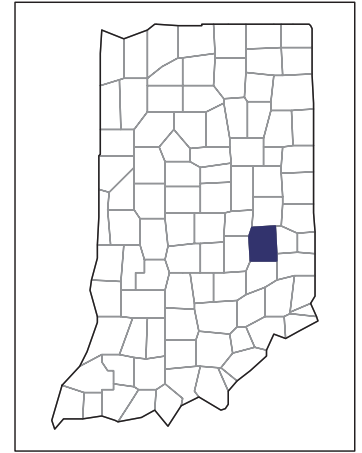
United States Department of Agriculture
National Agricultural Statistics Service

www.agcensus.usda.gov

2007 CENSUS *OF* AGRICULTURE

Rush County – Indiana

**Farms with American Indian or Alaska
Native Operators Compared with All
Farms**



Data are not available at this geographic level for farms with American Indian or Alaska Native operators.



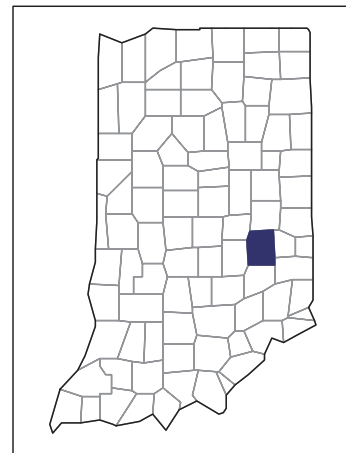
United States Department of Agriculture
National Agricultural Statistics Service

www.agcensus.usda.gov

2007 CENSUS *OF* AGRICULTURE

Rush County – Indiana

**Farms with Asian Operators
Compared with All Farms**



Data are not available at this geographic level for farms with Asian operators.



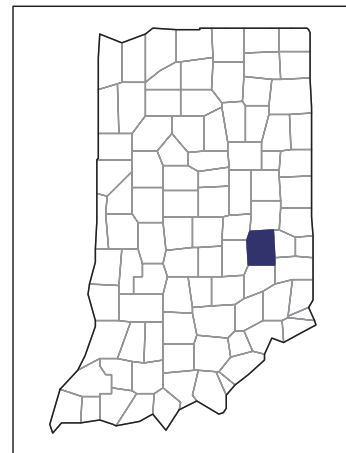
United States Department of Agriculture
National Agricultural Statistics Service

www.agcensus.usda.gov

2007 CENSUS *OF* **AGRICULTURE**

Rush County – Indiana

**Farms with Black or African American
Operators Compared with All Farms**



Data are not available at this geographic level for farms with Black or African American operators.



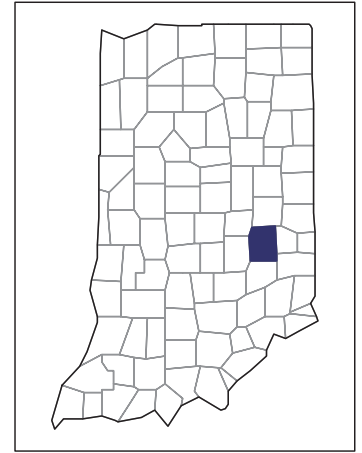
United States Department of Agriculture
National Agricultural Statistics Service

www.agcensus.usda.gov

2007 CENSUS *OF* **AGRICULTURE**

Rush County – Indiana

Farms with Native Hawaiian or Other Pacific Islander Operators Compared with All Farms



Data are not available at this geographic level for farms with Native Hawaiian or Other Pacific Islander operators.



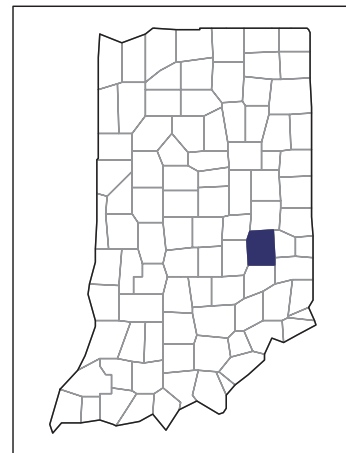
United States Department of Agriculture
National Agricultural Statistics Service

www.agcensus.usda.gov

2007 CENSUS *OF* AGRICULTURE

Rush County – Indiana

**Farms with White Operators
Compared with All Farms**



Data are not available at this geographic level for farms with White operators.



United States Department of Agriculture
National Agricultural Statistics Service

www.agcensus.usda.gov

