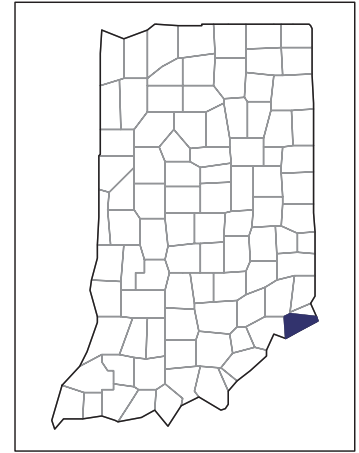


2007 CENSUS OF AGRICULTURE



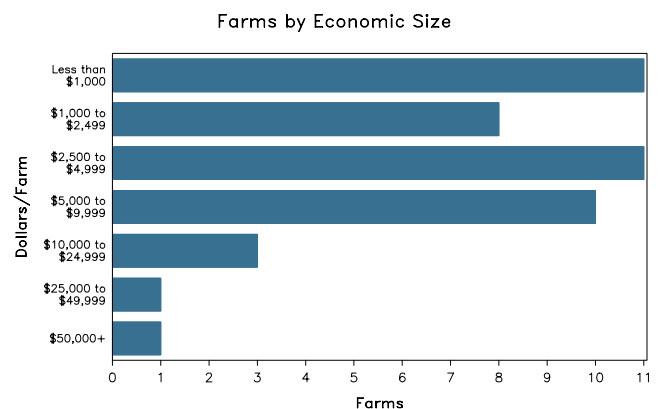
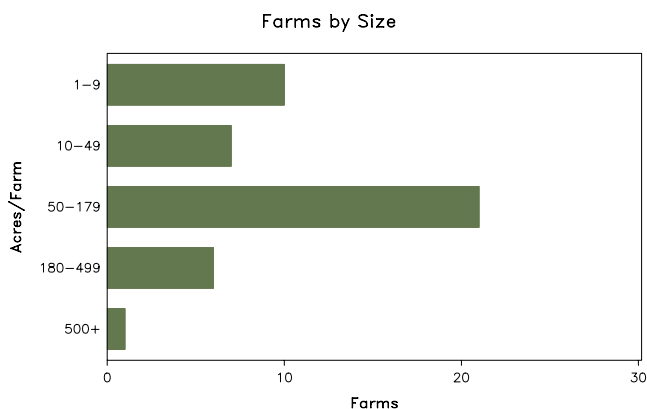
Switzerland County – Indiana

Farms with Women Principal Operators Compared with All Farms

	Women Principal Operators	All Farms
Number of Farms	45	374
Land in Farms	4,541 acres	47,461 acres
Average Size of Farm	101 acres	127 acres
Market Value of Products Sold	\$270,000	\$8,348,000
Crop Sales	\$101,000	\$5,538,000
Livestock Sales	\$169,000	\$2,810,000
Average Per Farm	\$5,991	\$22,321
Government Payments	\$18,000	\$387,000
Average Per Farm Receiving Payments	\$1,182	\$3,094

See footnotes on reverse page.

Farms with Women Principal Operators



2007 CENSUS OF AGRICULTURE

Switzerland County – Indiana Farms with Women Principal Operators

Selected Highlights

Item	Farms	Quantity
MARKET VALUE OF AGRICULTURAL PRODUCTS SOLD (\$1,000)		
Total value of agricultural products sold	45	270
Value of crops including nursery and greenhouse	19	101
Value of livestock, poultry, and their products	24	169
VALUE OF SALES BY COMMODITY GROUP (\$1,000)		
Grains, oilseeds, dry beans, and dry peas	3	25
Tobacco	1	(D)
Cotton and cottonseed	-	-
Vegetables, melons, potatoes and sweet potatoes	4	(D)
Fruits, tree nuts, and berries	-	-
Nursery, greenhouse, floriculture, and sod	-	-
Cut Christmas trees and short rotation woody crops	-	-
Other crops and hay	12	51
Poultry and eggs	10	6
Cattle and calves	14	63
Milk and other dairy products from cows	7	(D)
Hogs and pigs	3	(D)
Sheep, goats, and their products	2	(D)
Horses, ponies, mules, burros, and donkeys	1	(D)
Aquaculture	-	-
Other animals and other animal products	1	(D)
TOP CROP ITEMS (acres)		
Forage - land used for all hay and haylage, grass silage, and greenchop	25	1,352
Soybeans for beans	2	(D)
Tobacco	1	(D)
Vegetables harvested for sale	4	2
Beans, snap	1	(D)
TOP LIVESTOCK INVENTORY ITEMS (number)		
Cattle and calves	20	310
Layers	11	310
Goats, all	10	97
Horses and ponies	15	96
Broilers and other meat-type chickens	2	(D)

Operator Characteristics

Item	Quantity
Primary occupation:	
Farming	18
Other	27
Days worked off farm:	
None	21
Any	24
Years on present farm:	
2 years or less	5
3 to 4 years	1
5 to 9 years	8
10 years or more	31
Age group:	
Under 45 years	14
45 to 64 years	12
65 years and over	19
Average age of principal operator (years)	56.5

Economic Characteristics

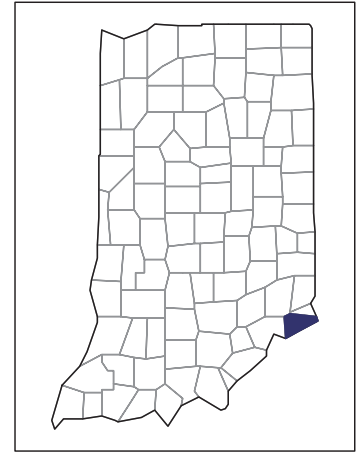
Item	Quantity
Farms by value of sales:	
Less than \$1,000	13
\$1,000 to \$2,499	7
\$2,500 to \$4,999	10
\$5,000 to \$9,999	10
\$10,000 to \$49,999	4
\$50,000 to \$99,999	1
\$100,000 to \$249,999	-
\$250,000 to \$499,999	-
\$500,000 or more	-
Total farm production expenses (\$1,000)	550
Average per farm (\$)	12,223
Net cash farm income of operation (\$1,000)	-191
Average per farm (\$)	-4,242
Value of agricultural products sold directly to individuals for human consumption (\$1,000)	2
Total organic product sales (\$1,000)	-
Total income from farm-related sources, gross before taxes and expenses (\$1,000)	72

See "Census of Agriculture, Volume 1, Geographic Area Series" for complete footnotes, explanations, definitions, and methodology.
(D) Cannot be disclosed. (Z) Less than half of the unit shown.

2007 CENSUS *OF* AGRICULTURE

Switzerland County – Indiana

Farms with Spanish, Hispanic, or Latino Operators Compared with All Farms



Data are not available at this geographic level for farms with Spanish, Hispanic, or Latino operators.



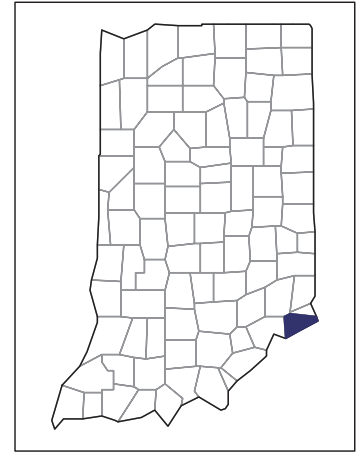
United States Department of Agriculture
National Agricultural Statistics Service

www.agcensus.usda.gov

2007 CENSUS *OF* AGRICULTURE

Switzerland County – Indiana

Farms with American Indian or Alaska Native Operators Compared with All Farms



Data are not available at this geographic level for farms with American Indian or Alaska Native operators.



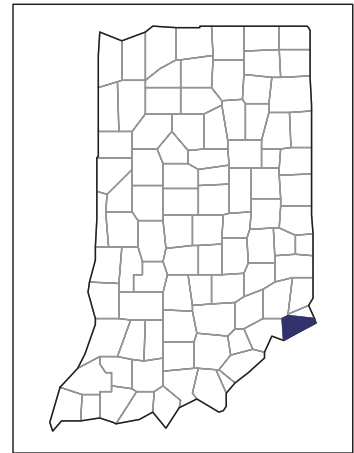
United States Department of Agriculture
National Agricultural Statistics Service

www.agcensus.usda.gov

2007 CENSUS *OF* **AGRICULTURE**

Switzerland County – Indiana

**Farms with Asian Operators
Compared with All Farms**



Data are not available at this geographic level for farms with Asian operators.



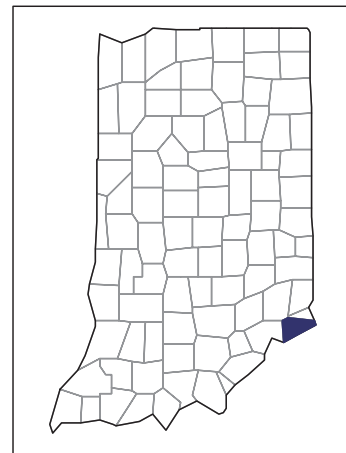
United States Department of Agriculture
National Agricultural Statistics Service

www.agcensus.usda.gov

2007 CENSUS *OF* **AGRICULTURE**

Switzerland County – Indiana

Farms with Black or African American Operators Compared with All Farms



Data are not available at this geographic level for farms with Black or African American operators.



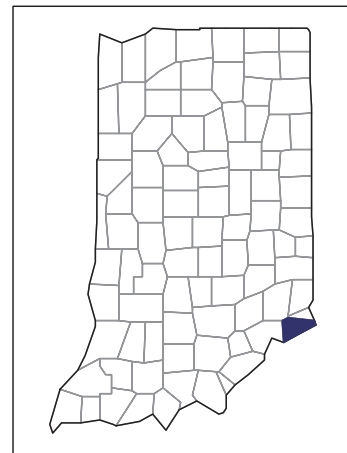
United States Department of Agriculture
National Agricultural Statistics Service

www.agcensus.usda.gov

2007 CENSUS *OF* AGRICULTURE

Switzerland County – Indiana

Farms with Native Hawaiian or Other Pacific Islander Operators Compared with All Farms



Data are not available at this geographic level for farms with Native Hawaiian or Other Pacific Islander operators.



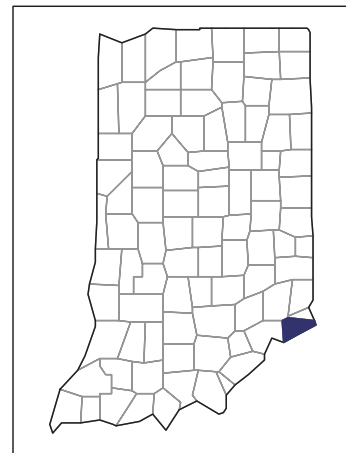
United States Department of Agriculture
National Agricultural Statistics Service

www.agcensus.usda.gov

2007 CENSUS *OF* **AGRICULTURE**

Switzerland County – Indiana

**Farms with White Operators
Compared with All Farms**



Data are not available at this geographic level for farms with White operators.



United States Department of Agriculture
National Agricultural Statistics Service

www.agcensus.usda.gov

